

## **ADAPTIVE GRIPPER**

### **2-FINGER 85**

**QUICKLY SETUP A NEW RUN  
BY USING A FLEXIBLE GRIPPER  
TO HANDLE ALL YOUR PARTS.**



#### **EASY INTEGRATION**

Compatible with all major industrial and collaborative robot manufacturers.

#### **3 GRIPPING MODES**

Parallel, encompassing and internal grip.

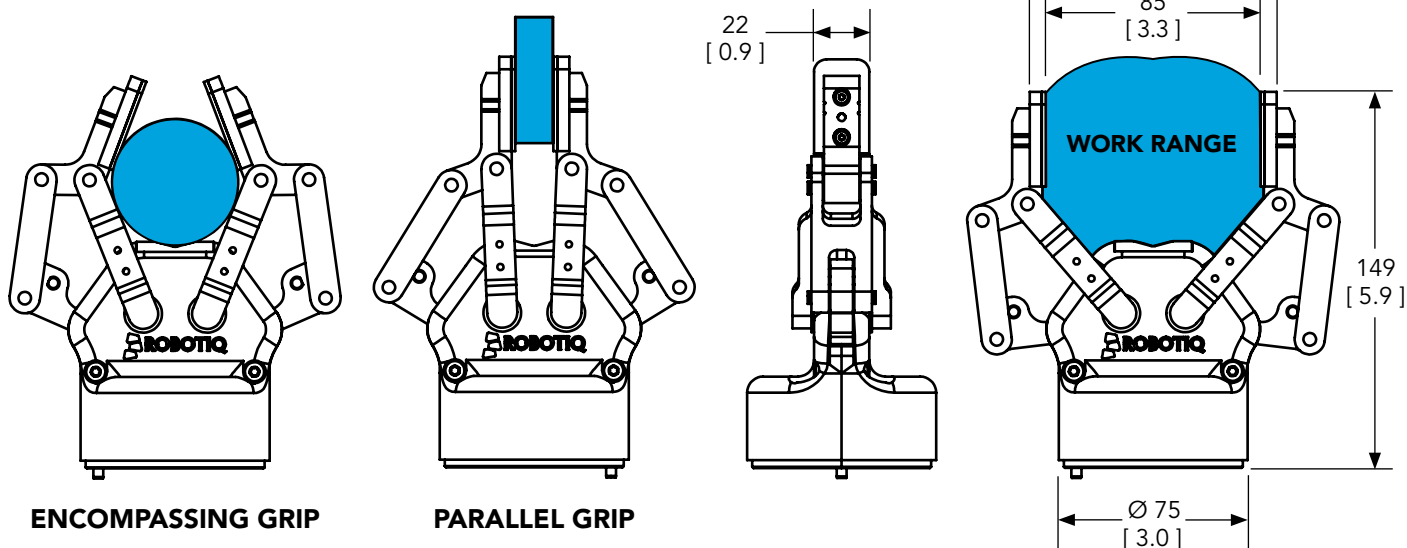
#### **POWERFUL CONTROL INTERFACE**

Control position, speed and force. Grip detection.



# ADAPTIVE GRIPPER

## 2-FINGER 85



UNITS: mm  
[ in. ]

## TECHNICAL DATA

### MECHANICAL SPECIFICATIONS\*

Gripper opening (see figure)	0 to 85 mm	0 to 3.3 in
Object diameter for encompassing grip	43 to 85 mm	1.7 to 3.3 in
Gripper weight with mechanical coupling	850 g	1.9 lbs
Maximum recommended payload	5 kg	11 lbs
0.3 friction coefficient between finger and steel part, safety factor of 2.6		
Grip force**	5 to 220 N	1.1 to 49.45 lbf
Closing speed	20 to 150 mm/s	0.8 to 5.9 in/s
Operating temperature	-10°C to 50°C	14°F to 122°F
Parallel grip repeatability	0.05 mm	0.002 in

\* Using Flat Silicone Fingertips for 2-Finger 85 Adaptive Gripper

\*\* ±10%, varies with speed and for parameters

### ELECTRICAL SPECIFICATIONS

Nominal supply voltage	24 V DC ±10%
Absolute maximum supply voltage	28 V DC
Quiescent power (minimum power consumption)	<1 W
Peak current	1 A

### CONTROL

Communication protocol	Modbus RTU (RS-485, Half-duplex)
Communication protocol options with controller	Ethernet/IP, Modbus TCP, PROFINET, DeviceNet, CANopen, EtherCAT
Programmable gripping parameters	Position, speed and force control
Status LED	Power, communication and fault status
Feedback	Grip detection, gripper position and motor current

## **ADAPTIVE GRIPPER**

### **2-FINGER 140**

**THE IDEAL  
FLEXIBLE GRIPPER  
FOR HIGH-MIX  
PICK AND PLACE**



#### **ADVANCED CONTROL**

Built-in part detection,  
can safely pick fragile and  
deformable objects.

#### **WIDE, PROGRAMMABLE STROKE**

0-140 mm stroke  
adjustable on the fly.

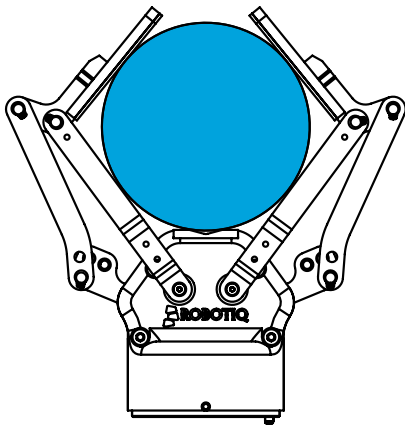
#### **EASY INTEGRATION**

Compatible with all major  
industrial and collaborative  
robot manufacturers.

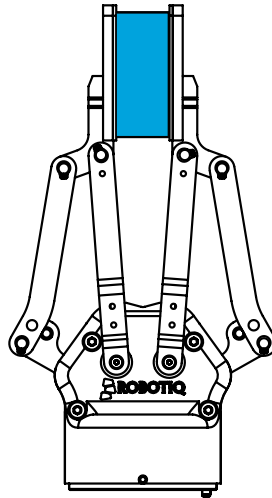


# ADAPTIVE GRIPPER

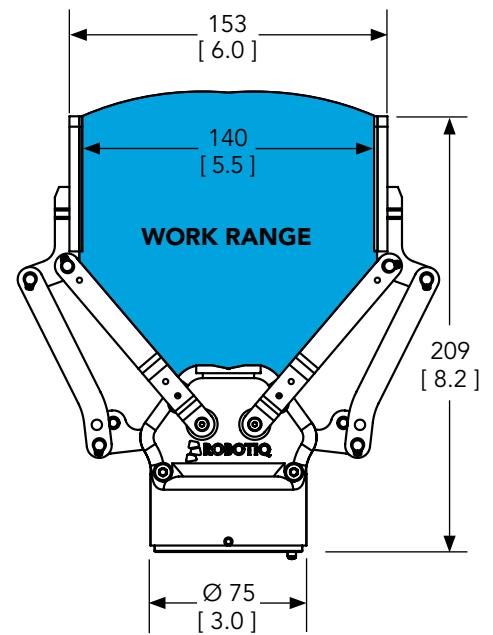
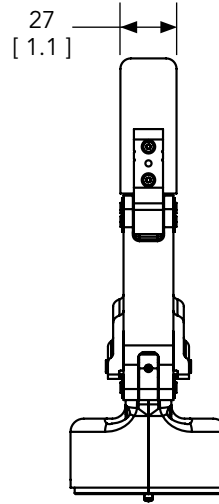
## 2-FINGER 140



ENCOMPASSING GRIP



PARALLEL GRIP



UNITS: mm  
[ in. ]

## TECHNICAL DATA

### MECHANICAL SPECIFICATIONS\*

Gripper opening (see figure)	0 to 140 mm	0 to 5.5 in
Object diameter for encompassing grip	90 to 140 mm	3.5 to 5.5 in
Gripper weight with mechanical coupling	1000 g	2.2 lbs
Maximum recommended payload	2.5 kg	5.5 lbs
0.3 friction coefficient between finger and steel part, safety factor of 2.6		
Grip force**	10 to 110 N	2.2 to 24.7 lbf
Closing speed	30 to 250 mm/s	1.2 to 9.8 in/s
Operating temperature	-10°C to 50°C	14°F to 122°F
Parallel grip repeatability	0.08 mm	0.003 in

\* Using Flat Silicone Fingertips for 2-Finger 140 Adaptive Gripper

\*\* ±10%, varies with speed and force parameters

### ELECTRICAL SPECIFICATIONS

Nominal supply voltage	24 V DC ±10%
Absolute maximum supply voltage	28 V DC
Quiescent power (minimum power consumption)	<1 W
Peak current	1 A

### CONTROL

Communication protocol	Modbus RTU (RS-485, Half-duplex)
Communication protocol options with controller	Ethernet/IP, Modbus TCP, PROFINET, DeviceNet, CANopen, EtherCAT
Programmable gripping parameters	Position, speed and force control
Status LED	Power, communication and fault status
Feedback	Grip detection, gripper position and motor current