


RELIABLE. RESPONSIVE. RELIABLE. RESPONSIVE. RELIABLE. RESPONSIVE. RELIABLE. RESPONSIVE. RELIABLE. RESPONSIVE. RELIABLE. RESPONSIVE. RELIABLE. RESPONSIVE. RELIABLE. RESPONSIVE. RELIABLE. RESPONSIVE. RELIABLE. RESPONSIVE. RELIABLE. RESPONSIVE.



T S L O T S

BY FUTURA INDUSTRIES



COMPLETE CATALOG



WHAT DO YOU WANT
TO BUILD TODAY?

In-Position
Technologies
www.iptech1.com

V.1 - 2016 ~ \$10.00
ISO 9001 REGISTERED



Table of Contents

Introduction	4
How To Order	5
01 Technical Data	
Extrusion Specifications	8
Spring Lock Feature	8
Fastener Torque Specifications	8
Aluminum Alloy	9
Anodizing	9
TSLOTS Advantages vs Welding	9
Deflection Calculations	10
TSLOTS DesignPro Introduction & Benefits	11
Want a quick quote now?	12
Design Requirements	12
FRACTIONAL	
02 Structural Extrusions	
10 Series	16-28
15 Series	29-52
03 TSLOTS Brackets	
Corner Brackets & Gussets	56-68
Joining Strips & Plates	69-75
Tee Joining Plates	76-78
Cross Plates	79-80
Angle Joining Plates	81-87
Transition Brackets & Strips	88-92
04 Fasteners	
Fastener Application Test	96
Economy T-nuts	97-98
Standard T-nuts	98
Drop In T-nuts	99-100
Z-Nuts	101
Economy Tslot Studs	101
Butt Fasteners	101
Anchor Fasteners	102-103
Single Tab End Fastener	103
End Fasteners	104
Screws	106-111
Washers & Hex Nuts	112
05 TSLOTS Hardware	
Hinges	116-124
Handles	124-127
Door Catches	127-132
Door Slide Track	133
Cup Holder	133
Tool Hangers & Clamps	134-135
End Caps & Covers	135-136
Manifold Plates	137-141
Binder & Sensor Blocks	142-143
Casters	144-148
Caster Base Plates	149-150
Glides, Mounts And Feet	151-153
Base Plates	154-157
Base Plate - Floor Mounts	158

45° Supports	159
Pivot Joints	160
Dynamic Hinges & Arms	161-164
Dynamic Hinge Assemblies	165-170
Pivot Bracket - 90°	171
Structural Hinges & Arms	172-176
Structural Hinges Assemblies	177-182
06 TSLOTS Panels	
Plastic Panels	186-189
PVC Coated Wire Mesh	189
Area Calculator Matrix	190
Panel Mount Blocks & Brackets	191-192
Panel Retainers	193-194
Mesh Panel Retainers	195-196
Backing Plates	197
Mesh Panel Retainer Assemblies	198
Panel Stiffener & Gaskets	199-201
Glass Panel Clamp	200-201
Slatwall Panels	202
07 Stanchions	
Single Shaft Base	206
Double Shaft Base	206
Single Shaft Plates	207
Cross Clamp	208
Single Shaft Mounting Block	208
Single Horizontal Base	209
Double Horizontal Base	209
Quick Clamp	210
Replacement Handle	211
08 Linear Motion	
Deluxe Bearings	214-216
Economy Bearings	217-219
Machining Services	220
Bearing Load Ratings	221
Linear Bearing Replacement Pads	222-223
Brake Kits	224-225
Roller Wheels	226
Roller Wheel Bracket and Assemblies	227-228
B-SERIES	
02 Structural Extrusions	
B-SERIES Metric Extrusion	232-261
03 TSLOTS Brackets	
Corner Gussets & Connector	264-265
Cover Caps for Gussets	266
3-Way Connector & Caps	267
Connection Plates & Strips	268-270
Tee Joining Plate	271
Corner Brackets	271-273
04 Fasteners	
Roll In T-nuts	276-277
Standard T-nuts	277
Hammer T-Nuts	278

Screws	279-283
Washers, Hex & Flange Nuts	284
Bolt, Central & Milling Connectors	285-287
05 TSLOTS Hardware	
Swivel Feet Base & Rods	290
Adjustable Leveling Foot	291
Hinges	291-293
Handles	293-294
Magnetic Catch & Door Catches	295-297
Binding Blocks	297-298
Rollers & Plate Connector	299
Pivot & Turning Angles	300-301
Base Plates	302
End Caps & Covers	303
Tool Hanger & Cup Holder	304
Profile Connectors	305-306
Floor Brackets & Mounts	307-309
Pivot Joints	310-314
06 TSLOTS Panels	
Plastic Panels	318-321
PVC Coated Wire Mesh	321
Area Calculator Matrix	322
Panel Holder & Mesh Retainer Assembly	323
Uniblock & Clip Block	324
Plug in Profiles	325
Cover & Reduction Profile	326
Glass Panel Clamp	326-327
METRIC	
02 Structural Extrusions	
Metric Extrusion	330-342
03 TSLOTS Brackets	
Corner Brackets & Gussets	346-351
Joining Strips & Plates	351-356
Tee Joining Plates	356-357
04 Fasteners	
Fastener Application Test	360
Economy T-nuts	361
Standard T-nuts	361
Drop In T-nuts	362-363
Z-Nuts	363
Butt Fasteners	363
Anchor Fasteners	364
End Fasteners	364
Single Tab End Fastener	365
Screws	365-367
Washers & Hex Nuts	368
05 TSLOTS Hardware	
Hinges	372-374
Handles	375-377
Door Catches	378-382
Door Slide Track	383
Tool Hangers & Clamp	384-385

Binder Clips & Binding Blocks	385-386
End Caps & Covers	387-388
Casters	389-391
Leveling Feet	392-393
Base Plates	394-396
Floor Mounts	397
Pivot Joints	398-399
06 TSLOTS Panels	
Plastic Panels	402-405
PVC Coated Wire Mesh	405
Area Calculator Matrix	406
Panel Mount Blocks & Brackets	407-408
Panel Retainers	409
Mesh Panel Retainers	410
Backing Plates	411
Mesh Panel Retainer Assemblies	412
Panel Stiffener & Gasket	412-414
Glass Panel Clamp	414
Slatwall Panels	415
ALL SERIES APPLICATIONS	
09 Tools	
Allen Wrench Sets	418-419
Cutters, Bits & Jigs	420-421
Taps	421
10 Extrusion Profiles	
Flat Stock	424
Tubes	425
Angles	426
Gusset Profile & Nub	427
Right Angle Nub Profile	428
Panel Mount Profile	429
Single Flange Bearing Profiles	429
Double Flange Bearing Profile	430
Retainer Angles	430
Door Side Tracks	431
11 Machining Services	
Slot Locations	434
Ordering Notes	435
Order Example	436
Cut To Length	37
Tap	438-439
Access Hole	440-441
Counterbore Anchor / Butt Fastening Assembly	442
Counterbore with Through Hole	443
Door Handle Milling	444-445
Bolt & Central Connectors	446
Panels And Wire Mesh Cut	447
Miter Saw Cuts & Counterbore	448
Notch Services	449-450
13 Index	
Numeric	454-

Appendix

INTRODUCTION

Thank you for ordering the NEW TSLOTS catalog. The TSLOTS catalog has been enhanced to include new profiles, accessories, TSLOTS brackets and many other parts designed to complete your project. TSLOTS is a product offering of Futura Industries, an aluminum extrusion company that provides stock and custom extrusions. If your project calls for a custom extrusion, we can provide it for you too!

The concept behind the T-Slotted aluminum extrusion is to make assembly of structures faster and easier than using welded steel. That's because the main component of the system is the TSLOTS design: insert a T-Nut and fastener into a T-Slot and tighten. It's that simple. No welding or grinding required. All you need to tighten your TSLOTS design is a few simple hand tools.

When you are done, you have a durable, strong, lightweight structure that's functional and attractive. The high-strength extruded aluminum profiles have a clear and black anodize surface that is scratch and corrosion resistant. Your structure never needs painting and is maintenance free.

PRODUCT WARRANTY

All Futura Industries (TSLOTS) products are guaranteed to be free of actual defect in material and workmanship for (1) full year from the date product was shipped from the factory. This warranty is limited to replacing or repairing, at Futura's option, F.O.B. Futura Industries, any part which, upon Futura inspection, is found to have a defect in material and/or workmanship. Futura in no event shall be liable for indirect or consequential damages arising out of the use of Futura products. Components purchased by Futura for inclusion by Futura shall be warranted only to the extent set out above and/or to the guarantee or warranty, if any, made by the supplier of said component.

No warranty is made by Futura, express or implied, that Futura products as used in a customer's design and specifications are fit for that customer's specific purpose. Apart from the above express warranty, there are no warranties, express, implied or statutory, including, without limitation, warranties of merchantability and fitness for a particular purpose, which extend beyond the description on the face hereof.

All product is shipped via best carrier, unless customer specified, F.O.B. Clearfield, Utah.

» *Returned unused product will be subject to a 20% restocking fee.*

HOW TO CONTACT US

1201 S. Industrial Parkway
P.O. Box 160350
Clearfield, Utah 84016-0350

801.773.6282 Direct
800.824.2049 Toll Free
877.777.5753 Toll Free Fax

info@tslots.com Email

MINIMUM ORDERS

We don't believe in minimums. If you need it, we'll ship to you. We appreciate all of your business, even the small stuff.

HOW TO ORDER

The fastest way for your order to be processed is to follow the format below.

ALWAYS INCLUDE:

- Ship to address (no P.O. Boxes)
- Shipping method
- Purchase order number

WHEN ORDERING, IT IS BEST TO LIST YOUR ORDER IN PRODUCT GROUPS

1. Extrusions (TSLOTS and Structural)
2. Custom Machining (As quoted by Futura Industries)
3. Panels (Plastic, Wire, Alupalite, etc.)
4. Machining Services (Cutting, Tapping, Access Holes, etc. for all aluminum and panels)
5. Hardware (Fasteners, Joining Plates, TSLOTS Brackets, Hinges, Hardware, Accessories, Linear Motion, Stanchions)
6. Special Instructions

	ITEM # (Description)	QTY	LENGTH	MACHINING SERVICE NUMBER	
Extrusions	650000 TS 1010	4	22"	660035 Side A and B	
	650005 TS 1515	8	45.25"	660028 Side A and B	
	650008 TS 1530	2	240"		
	650010 TS 1545	4	15"	660020 in Side A1, A2, A3 B1, B2, B3	
Custom Machining	Cust #	4		Custom 45° Angle per drawing	
Panels	655432	2	4 sq. ft.	1/4" Clear Polycarb 24" x 24" w/ 4 660097 see drawing	
Machining	660002	4		CTL TS 1010	
	660003	8		CTL TS 1515	
	660007	4		CTL TS 1545	
	660035	8		1/4 -20 Tap for TS 1010	
	660028	16		15 S. Access Hole .295 thru	
	660020	24		15 S Anchor Fastener C'bore	
	660062	2		Cut Plastic Panel < 48"	
	660097	4		Notch Panel for End Fastener Clear per drawing	
	Hardware	651161	80		15 S End Fastener w/ screw 5/16-18
		655000	8		TS 1010 End Cap
655105		10		15 S Black T-Slot Cover	
651138		30		15 S Double End Fastener w/Screw 5/16-18	

Special Instructions:

Technical Data & Information

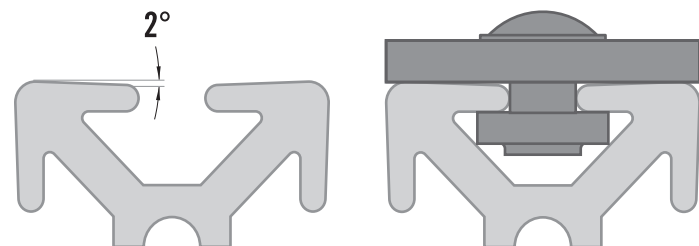
EXTRUSION SPECIFICATIONS

- Alloy** – 6560 or equivalent*, T6 Temper
- Yield Strength** (0.2% proof test) – 172 mpa = 25 ksi
- Tensile Strength** (.02% proof test) – 206 mpa = 30 ksi
- Elasticity (E)** – approximately 10,000 ksi
- Hardness** – 12+ Webster Model "B"
- Flatness** – .004" per inch of width
- Straightness** - .0125" per foot of length, not to exceed .120 inches over 20 feet of length
- Twist** – Twist per foot of length does not exceed .25° and total twist over 20 feet of length does not exceed 1.5°

*As an extruder, there are many other alloys that we can extrude. If your application calls for a different alloy, let us know and we can extrude it for you.

SPRING LOCK FEATURE

Our Fractional and Metric TLOTS structural extrusions have a 2° taper that spring locks fasteners as they are tightened. Fasteners will not loosen, even under heavy vibration.



FASTENER TORQUE SPECIFICATIONS

The table (below) indicates the amount of torque needed in foot lbs. to activate the 2° drop lock feature of the extrusion. The nut and bolt combination is pre-loaded when tightened to the minimum torque rating. The pre-loaded state makes a vibration proof connection.

FASTENER DESCRIPTION	TESTED EXTRUSION	MIN FT LBS TORQUE	MAX FT LBS TORQUE
5/16-18 FBHSCS or BHSCS & Economy T-Nut	1.5" x 1.5"	10	20
Economy T-Slot Stud, Washer & Hex Nut	1.5" x 1.5"	25	30
15s Anchor Fastener & Standard T-Nut	1.5" x 1.5"	15	20
15s End Fastener	1.5" x 1.5"	10	22
1/4-20 FBHSCS or BHSCS & Economy T-Nut	1" x 1"	5	10
10s End Fastener	1" x 1"	5	17
10s Anchor Fastener & Standard T-Nut	1" x 1"	5	17
10-32 SHCS or BHSCS	1" x 1"	9	13

*These fastener torque specifications are to be used as a guide only. The person using this content is to assume all risk. With the many factors that can affect the torque specifications, the only way to determine the correct information is through a series of tests under actual assembly conditions.

ALUMINUM ALLOY

An aluminum extrusion alloy is a predetermined mixture of one or more elements together with aluminum to be heated and hydraulically pressed through an extrusion die. Some common elements alloyed with aluminum include copper, magnesium, manganese, chromium, silicon, iron, nickel and zinc.

TLOTS extrusions use the 6560 or equivalent alloy. In addition to aluminum, the major alloying elements for this alloy include: Mg .25-.45% and Si .35-.8%.

ANODIZING

Anodizing is an electrochemical process that thickens and toughens the naturally occurring protective oxide. The resulting finish makes a corrosion resistant extrusion. TLOTS extrusions have an etch anodize finish that is .25-.35 mil. thick. And the anodize is a Type 2 Sulfuric.

REMEMBER – WE CUSTOM EXTRUDE TOO!

Futura can ship you a finished extrusion with your TLOTS orders. Futura provides the following operations:

- Extrusion
- Machining
- Heat treating
- Warehousing
- Cut to length
- Anodizing
- Painting
- Fabrication
- Engineering assistance countersink
- Punch, slot,

TLOTS VS. WELDED STEEL

TLOTS ADVANTAGES

- Linear adjustment in X, Y and Z axis
- No welding
- No painting (unless you want to)
- No rusting
- No cleanup
- No special tools
- No electricity
- Easy modifications
- Add on attachments
- Remove attachments
- Strong support ability
- Linear slide capability
- Comes packed ready to assemble or arrives assembled if desired
- Compatibility with competitors attachments
- Lower cost per project
- Lightweight and easy to use

WELDED STEEL DISADVANTAGES:

- Special equipment, welder
- Welding supplies
- Paint
- Cleaning supplies
- Fabricating equipment
- May rust

WELDED STEEL ADVANTAGES

- Permanent assembly

MAKING CHANGES TO YOUR DESIGN IS EASY!



AFTER

DEFLECTION CALCULATIONS

Using the calculations below, find your approximate deflection* for a specific TSLOTS extrusion. See table below for variations.

EQUATION VARIABLE UNITS RESPECTIVELY

- Max. Deflection is in inches
- "F" or Force is in pounds
- "L" or Length is in inches
- "E" or Modulus of elasticity is in pounds per inch squared
- "I" or Moment of Inertia is in inches⁴
- "W" or Weight is in pounds per inch

* For reference only.

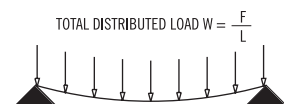
SUPPORTED LOADS

CONCENTRATED LOAD AT CENTER (*simply supported*)



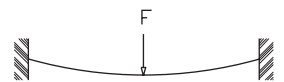
$$\text{MAX DEFLECTION} = \frac{FL^3}{48 EI}$$

UNIFORMLY DISTRIBUTED LOAD (*simply supported*)



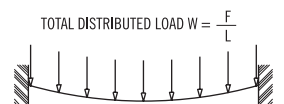
$$\text{MAX DEFLECTION} = \left(\frac{5}{384}\right) \left(\frac{WL^4}{EI}\right)$$

CONCENTRATED LOAD AT CENTER (*between fixed supports*)



$$\text{MAX DEFLECTION} = \frac{FL^3}{192 EI}$$

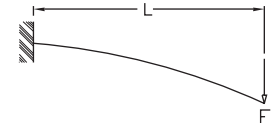
UNIFORMLY DISTRIBUTED LOAD (*between fixed supports*)



$$\text{MAX DEFLECTION} = \frac{WL^4}{384 EI}$$

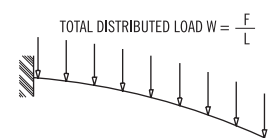
CANTILEVER LOADS

CONCENTRATED LOAD AT CENTER (*simply supported*)



$$\text{MAX DEFLECTION} = \frac{FL^3}{3 EI}$$

UNIFORMLY DISTRIBUTED LOAD (*simply supported*)



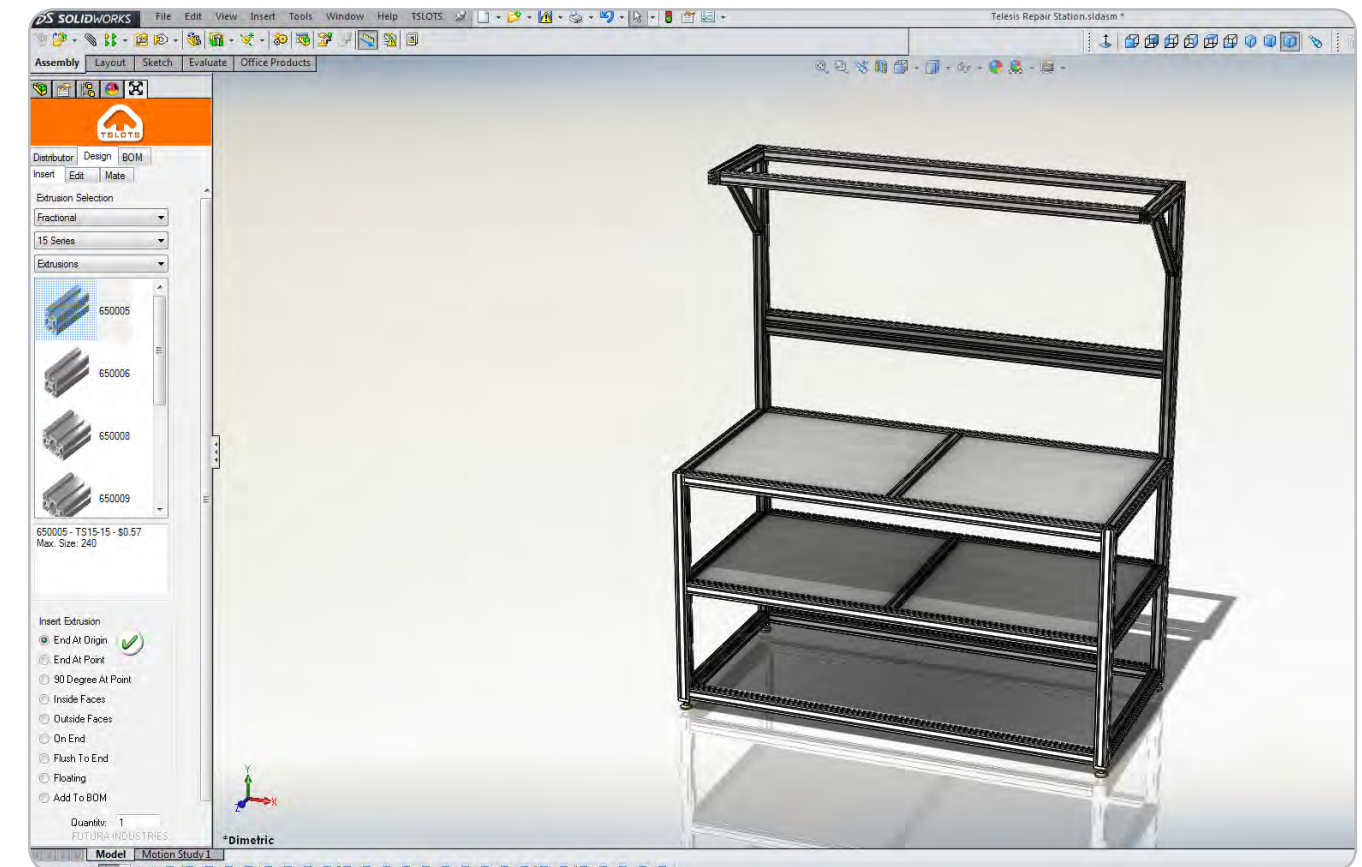
$$\text{MAX DEFLECTION} = \frac{WL^4}{8 EI}$$

EXTRUSION	(E) MODULUS OF ELASTICITY	(Ix) MOMENT OF INERTIA	(Iy) MOMENT OF INERTIA
TS10-10	10,000,000 lbs/sq. in	.046 in ⁴	.046 in ⁴
TS10-10QR	10,000,000 lbs/sq. in	.0435 in ⁴	.0435 in ⁴
TS10-20	10,000,000 lbs/sq. in	.087 in ⁴	.321 in ⁴
TS20-20	10,000,000 lbs/sq. in	.578 in ⁴	.578 in ⁴
TS15-15	10,000,000 lbs/sq. in	.266 in ⁴	.266 in ⁴
TS15-15L	10,000,000 lbs/sq. in	.194 in ⁴	.194 in ⁴
TS15-15QR	10,000,000 lbs/sq. in	.172 in ⁴	.172 in ⁴
TS15-30	10,000,000 lbs/sq. in	.502 in ⁴	1.877 in ⁴
TS15-30L	10,000,000 lbs/sq. in	.408 in ⁴	1.431 in ⁴
TS15-45	10,000,000 lbs/sq. in	.739 in ⁴	5.913 in ⁴
TS30-30	10,000,000 lbs/sq. in	3.379 in ⁴	3.379 in ⁴
TS30-60	10,000,000 lbs/sq. in	6.430 in ⁴	21.856 in ⁴

TSLOTS DESIGNPRO™

Save Time and Money with TSLOTS Design Pro

TSLOTS Design Pro is an add-in for Solidworks 2011-Current that allows you to quickly take your ideas and to generate a realistic 3D representation.



BENEFITS OF TSLOTS DESIGNPRO™

- Reduces Modular Framing Design by over 50%
- Uses Solidworks Functionality to assist in the design
- Access to TSLOTS Library of Parts

DESIGNPRO™ TUTORIALS

Design Pro tutorials can be found inside the software, or from our website at www.tslots.com/designpro-tutorials/

If you have questions regarding Design Pro, contact our TSLOTS Design Dept. at saleseng@tslots.com

» Deflection calculations are for reference only - they are only approximate.

Technical Data & Information

WANT A QUICK QUOTE NOW?

We request that the applicable information below be included in the quote request. This will ensure that we have all the information we need to complete the quote quickly and accurately.

REQUEST TYPE	DIM./DETAILS	EXTRUSION	FASTENERS	PANELS	PANEL MOUNT
BOM (24 hrs)	Outside Dim.	10 Series	Joining Plate	Acrylic	In Slot
Budgetary (1-2d)	Inside Dim.	15 Series	Bracket/Gusset	Polycarbonate	Retainers
Quote (2-3d)	DWG/Model	40 Series	End Fastener	HDPE	Mount Blocks
		B Series	Anchor Fastener	Haircell	Surface Mount
			SHCS fastener	Expanded PVC	

DESIGN REQUIREMENTS

REQUEST TYPE

The quickest way to receive a quote is to provide us with a Bill of Materials. Detailed dimensioned drawings or solid models are preferred and can greatly decrease turnaround time. The complexity of the request is the main determining factor in regards to turnaround time.

DIMENSIONS/DETAILS

Please include as many critical dimensions as possible. The more details you can call out on a drawing, the better. If you don't have a drawing, please specify whether the dimensions you provided are inside critical or outside critical. Not having a drawing or model will increase lead time.

EXTRUSION SELECTION

Knowing this information is one of the quickest ways to get us started. Within each of the series, there are a number of extrusions to choose from. Using part numbers is preferred.

FASTENERS

It is important for us to know how we need to quote the connections. As with everything, the more specific you can be the better. Using part numbers is preferred.

PANELS

We have a variety of panels to choose from. When selecting panel, please specify material, thickness, and color.

PANEL MOUNTING



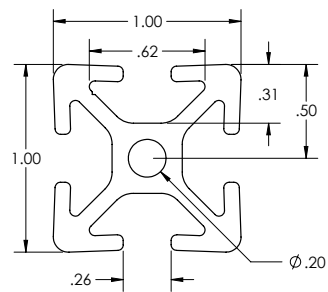
Panel mounting can be done in a few different ways as listed below. Please choose the best for your application.

ASSEMBLY/KIT

Please specify whether you would like us to assemble the quote or provide it as a kit. If left unspecified, the request will be quoted as a kit.

TS10-10

Clear Anodized - **650000**
Black Anodized - **650100**



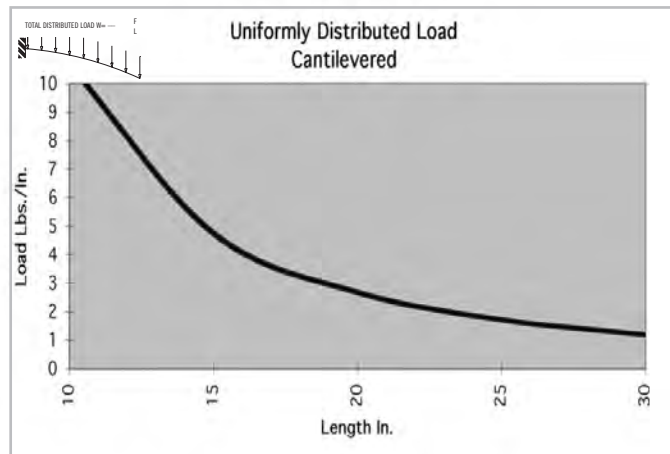
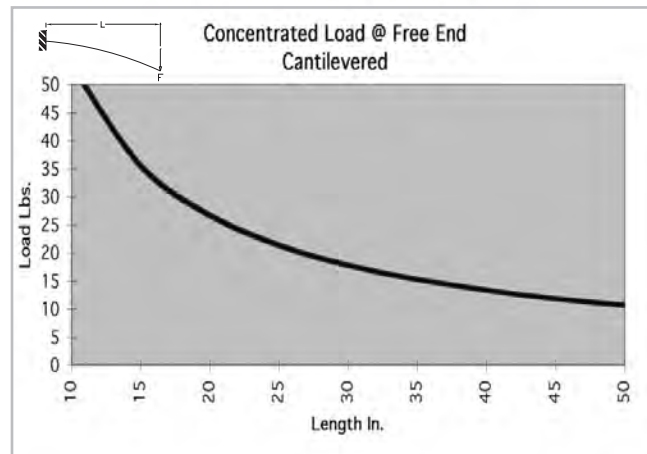
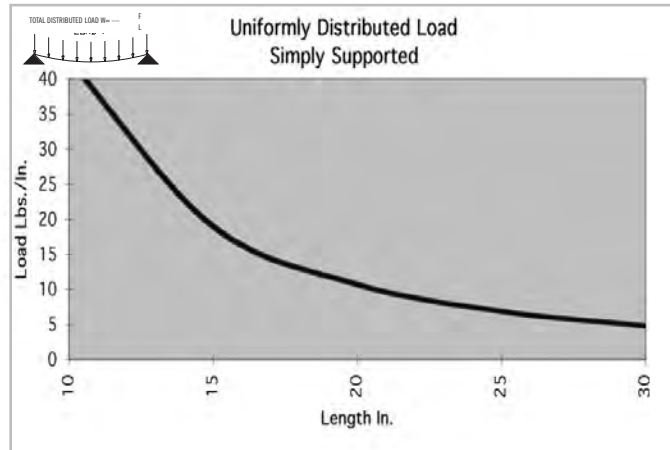
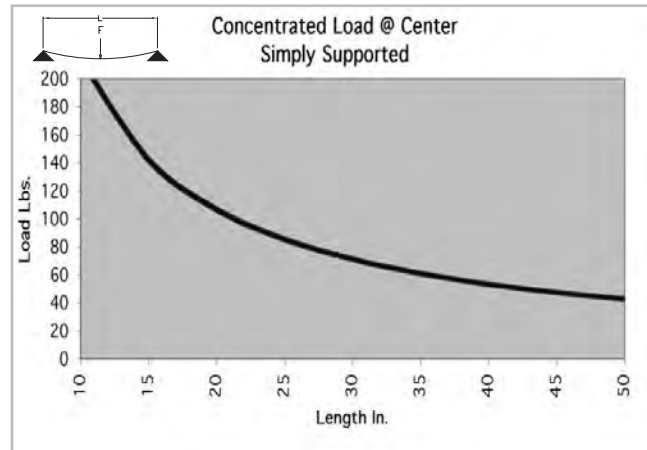
SPECIFICATIONS

Length	240" (6 m)
Weight	0.548 lbs/ft (0.816 kg/m)
Estimated Area	0.457 in ² (2.948 cm ²)
Moment of Inertia	$I_x=0.046$ in ⁴ (1.915 cm ⁴) $I_y=0.046$ in ⁴ (1.915 cm ⁴)

MACHINE SERVICES

CTL	660002
Single Access Hole	660029
Single Anchor Fastener	660022
Tap 1/4 -20	660035
Tap M6	660036

BEAM SELECTION BY LOAD AND LENGTH



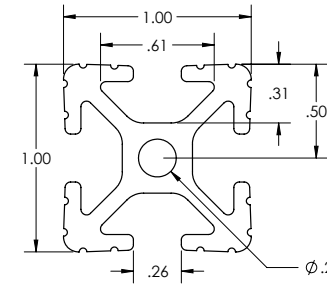


* Charts based on allowable loads related to yield strength with a margin of safety equal to five.

» For deflection equations see page 10

TS10-10 GR

Clear Anodized - **650070**
Black Anodized - **650170**



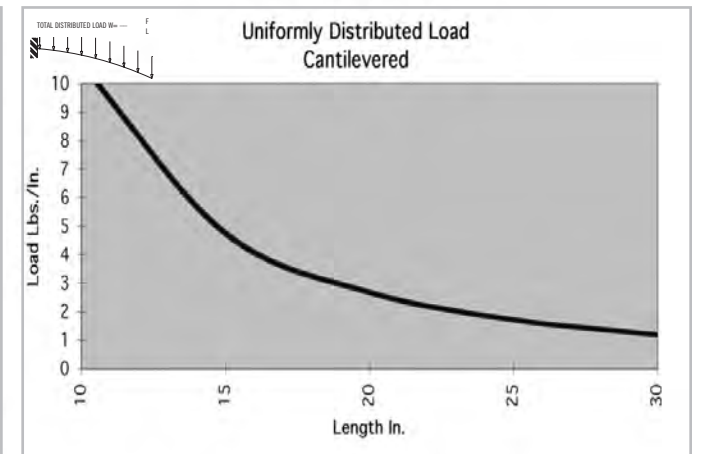
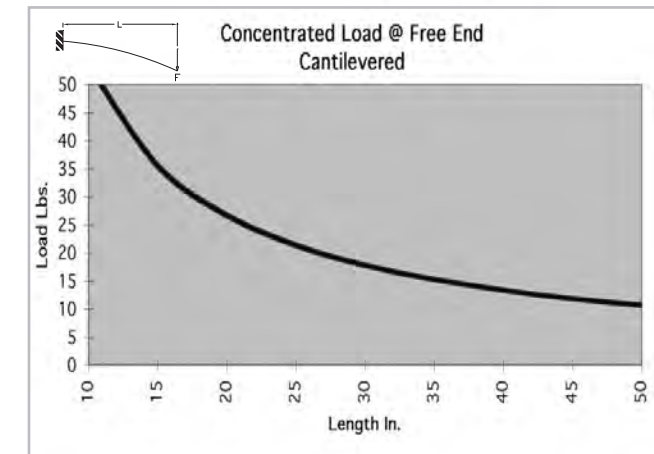
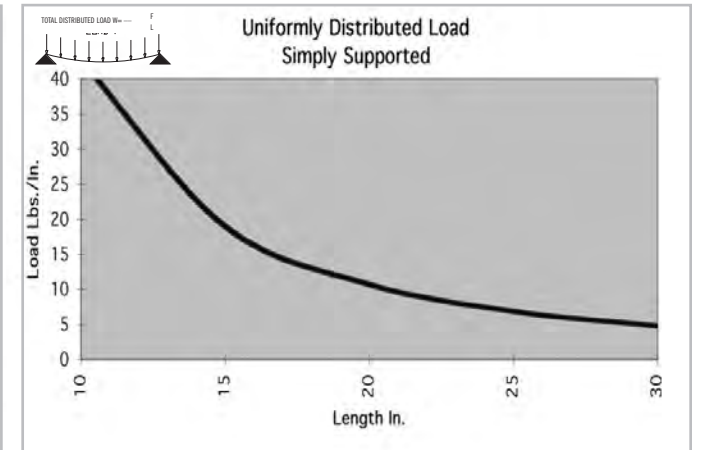
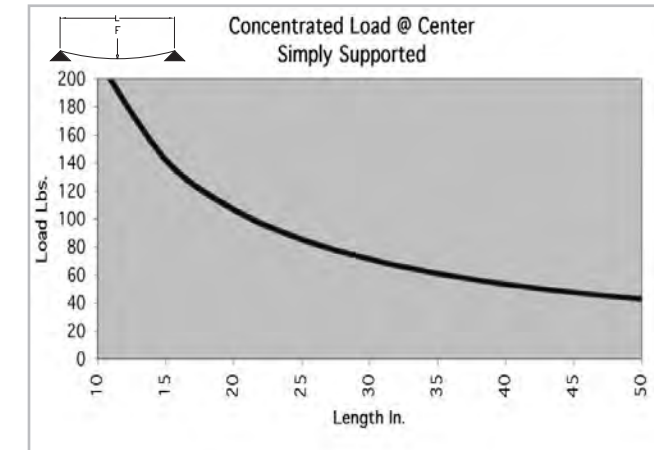
SPECIFICATIONS

Length	240" (6 m)
Weight	0.548 lbs/ft (0.816 kg/m)
Estimated Area	0.457 in ² (2.948 cm ²)
Moment of Inertia	$I_x=0.046$ in ⁴ (1.915 cm ⁴) $I_y=0.046$ in ⁴ (1.915 cm ⁴)

MACHINE SERVICES

CTL	660002
Single Access Hole	660029
Single Anchor Fastener	660022
Tap 1/4 -20	660035
Tap M6	660036

BEAM SELECTION BY LOAD AND LENGTH

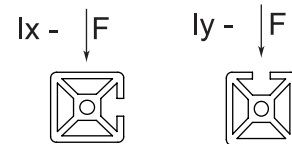

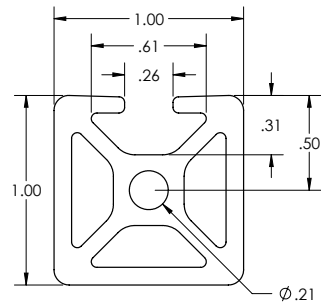


* Charts based on allowable loads related to yield strength with a margin of safety equal to five.

» For deflection equations see page 10

TS10-10 MONOSLOT

Clear Anodized - 650060



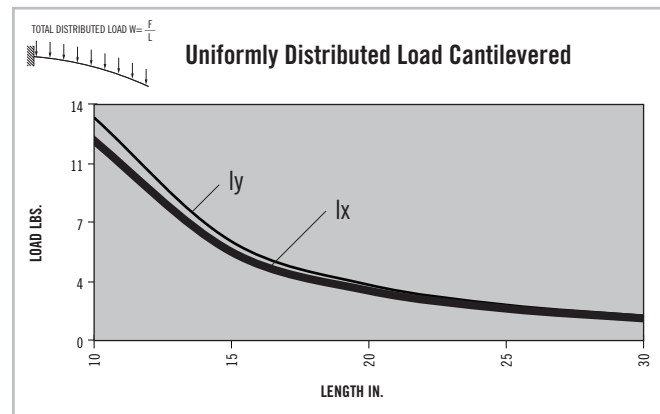
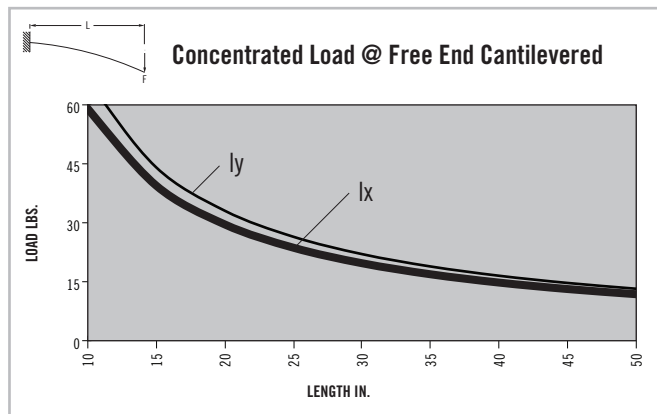
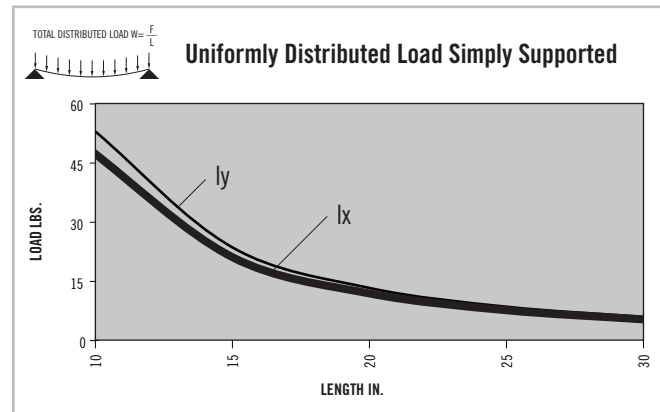
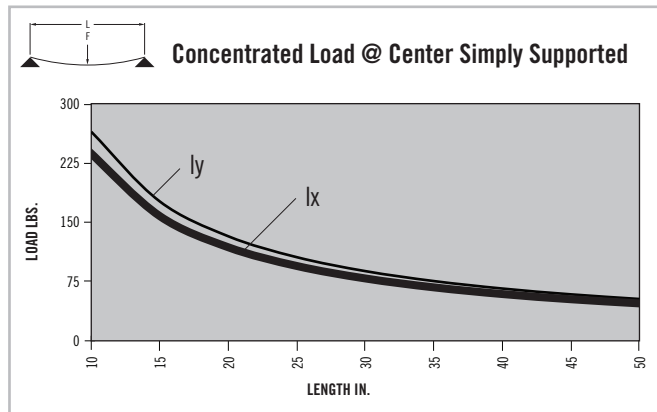
SPECIFICATIONS

Length	240" (6 m)
Weight	0.637 lbs/ft (0.948 kg/m)
Estimated Area	0.531 in ² (3.426 cm ²)
Moment of Inertia	$I_x=0.051 \text{ in}^4$ (2.136 cm ⁴)
	$I_y=0.057 \text{ in}^4$ (2.371 cm ⁴)

MACHINE SERVICES

CTL	660002
Single Access Hole	660029
Single Anchor Fastener	660022
Tap 1/4 -20	660035
Tap M6	660036

BEAM SELECTION BY LOAD AND LENGTH


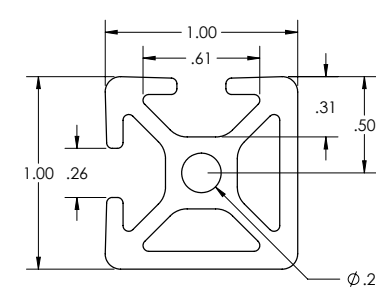


* Charts based on allowable loads related to yield strength with a margin of safety equal to five.

» For deflection equations see page 10

TS10-10 BISLOT AD

Clear Anodized - 650061



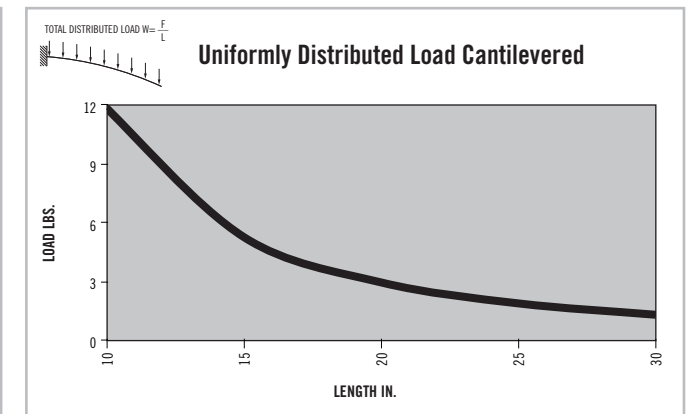
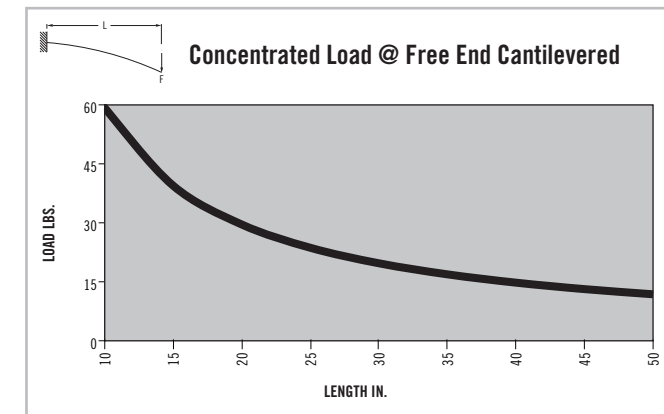
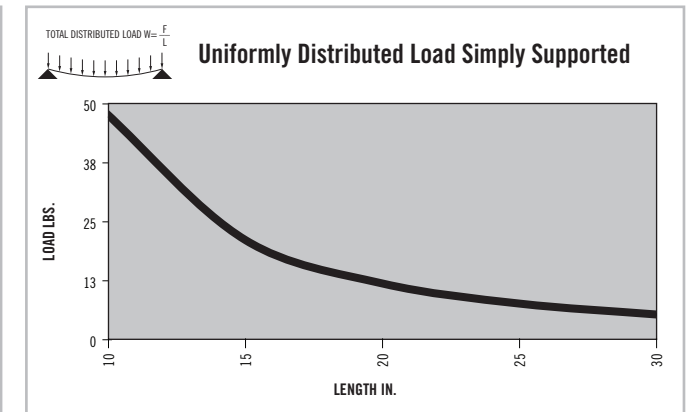
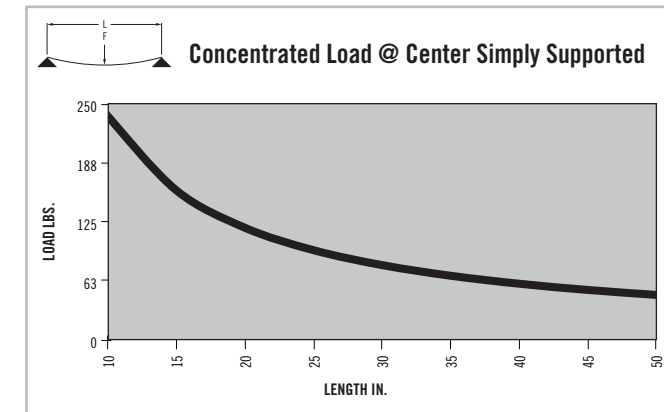
SPECIFICATIONS

Length	240" (6 m)
Weight	0.605 lbs/ft (0.900 kg/m)
Estimated Area	0.504 in ² (3.253 cm ²)
Moment of Inertia	$I_x=0.051 \text{ in}^4$ (2.136 cm ⁴)
	$I_y=0.051 \text{ in}^4$ (2.136 cm ⁴)

MACHINE SERVICES

CTL	660002
Single Access Hole	660029
Single Anchor Fastener	660022
Tap 1/4 -20	660035
Tap M6	660036

BEAM SELECTION BY LOAD AND LENGTH

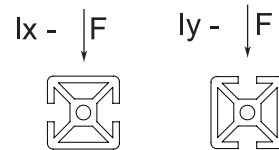

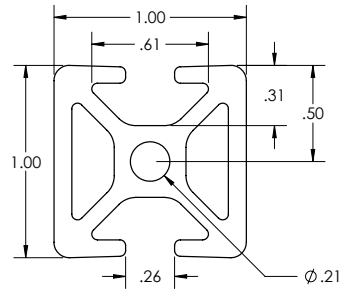


* Charts based on allowable loads related to yield strength with a margin of safety equal to five.

» For deflection equations see page 10

TS10-10 BISLOT OPP

Clear Anodized - 650062



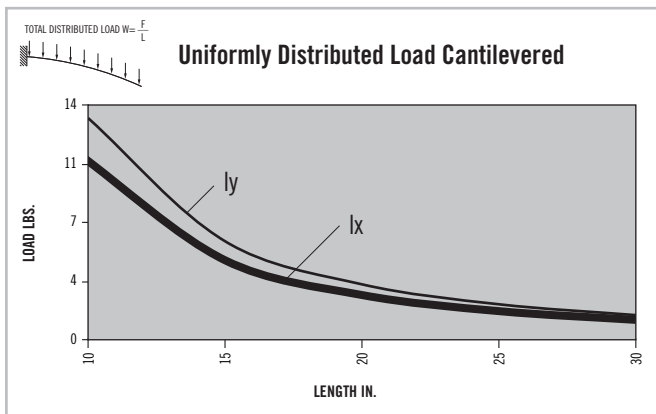
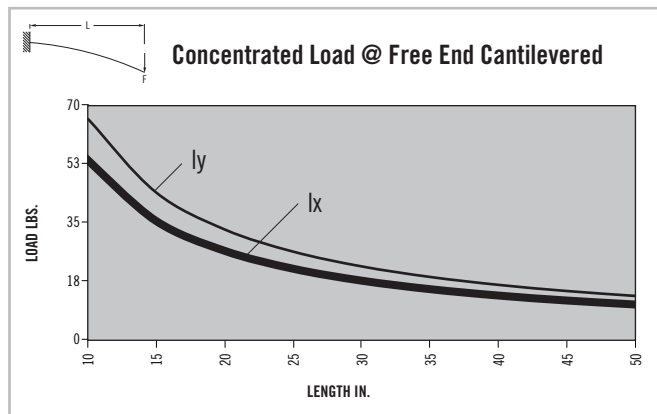
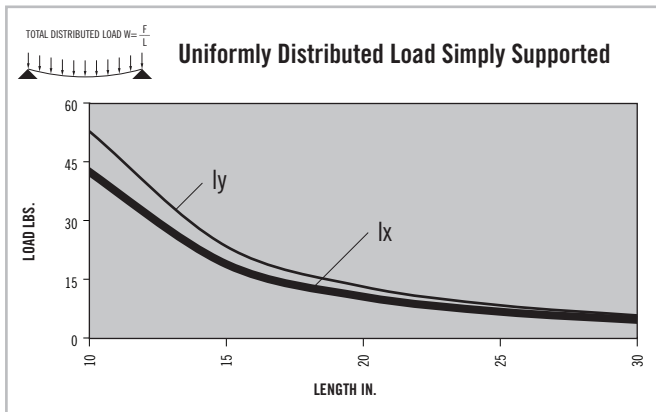
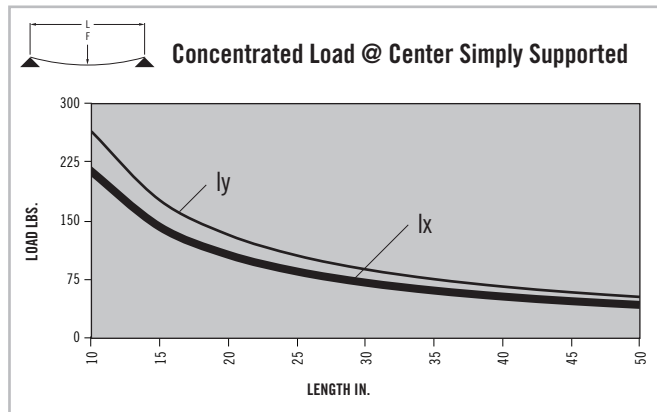
SPECIFICATIONS

Length	240" (6 m)
Weight	0.605 lbs/ft (0.900 kg/m)
Estimated Area	0.504 in ² (3.253 cm ²)
Moment of Inertia	$I_x=0.046$ in ⁴ (1.913 cm ⁴) $I_y=0.057$ in ⁴ (2.371 cm ⁴)

MACHINE SERVICES

CTL	660002
Single Access Hole	660029
Single Anchor Fastener	660022
Tap 1/4 -20	660035
Tap M6	660036

BEAM SELECTION BY LOAD AND LENGTH

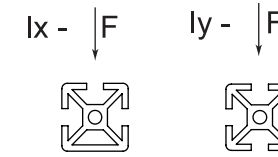

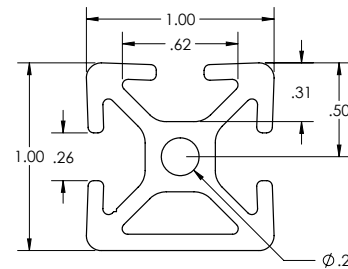


* Charts based on allowable loads related to yield strength with a margin of safety equal to five.

» For deflection equations see page 10

TS10-10 TRISLOT

Clear Anodized - 650063



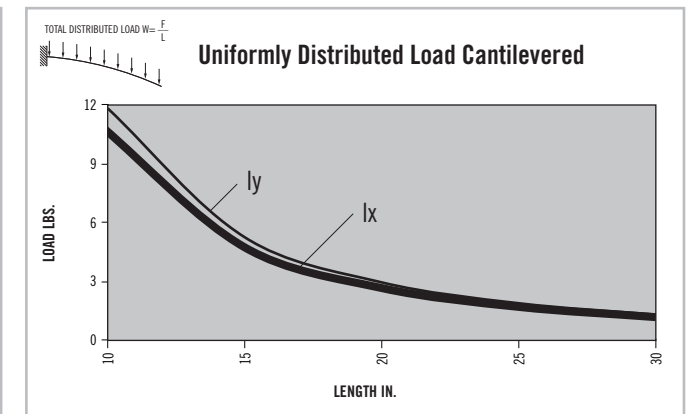
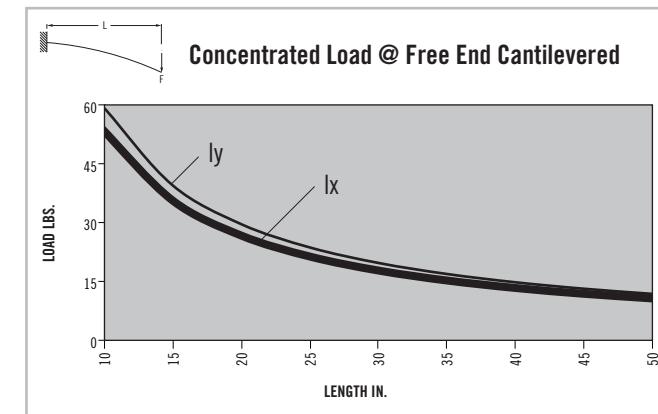
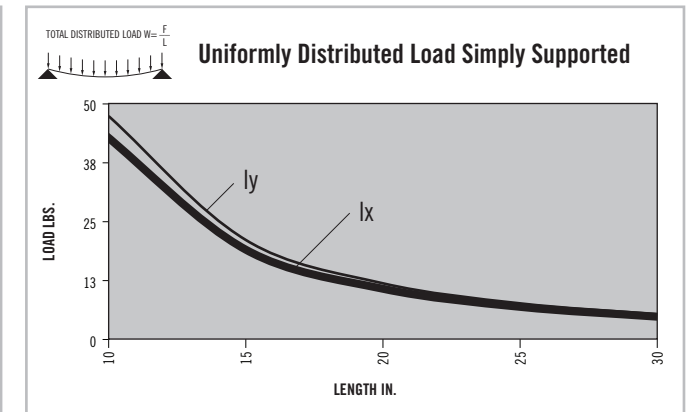
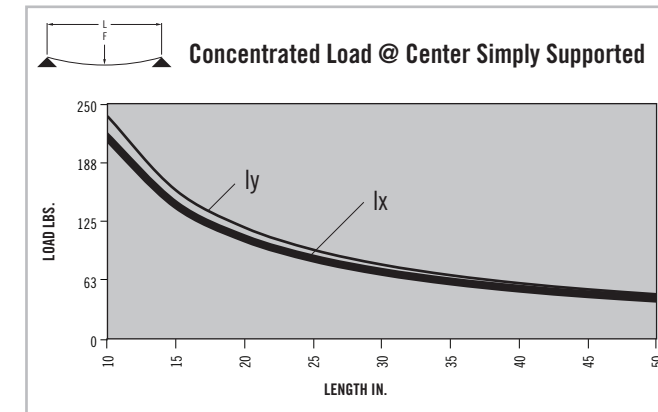
SPECIFICATIONS

Length	240" (6 m)
Weight	0.563 lbs/ft (0.837 kg/m)
Estimated Area	0.477 in ² (3.080 cm ²)
Moment of Inertia	$I_x=0.046$ in ⁴ (1.902 cm ⁴) $I_y=0.051$ in ⁴ (2.112 cm ⁴)

MACHINE SERVICES

CTL	660002
Single Access Hole	660029
Single Anchor Fastener	660022
Tap 1/4 -20	660035
Tap M6	660036

BEAM SELECTION BY LOAD AND LENGTH

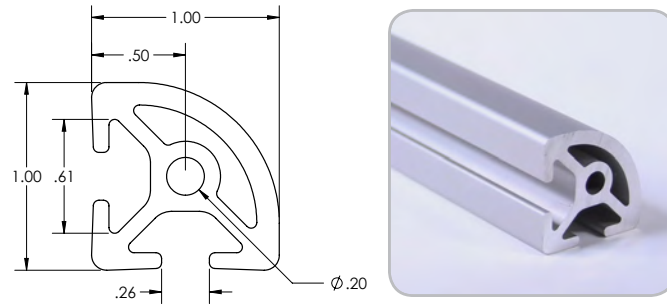


* Charts based on allowable loads related to yield strength with a margin of safety equal to five.

» For deflection equations see page 10

TS10-10QR

Clear Anodized - 650040



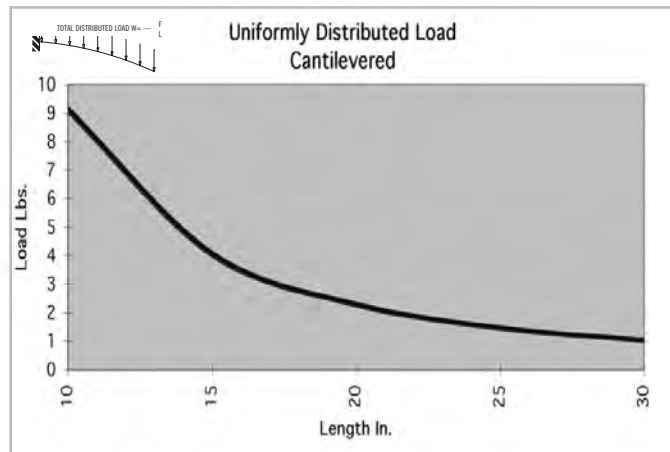
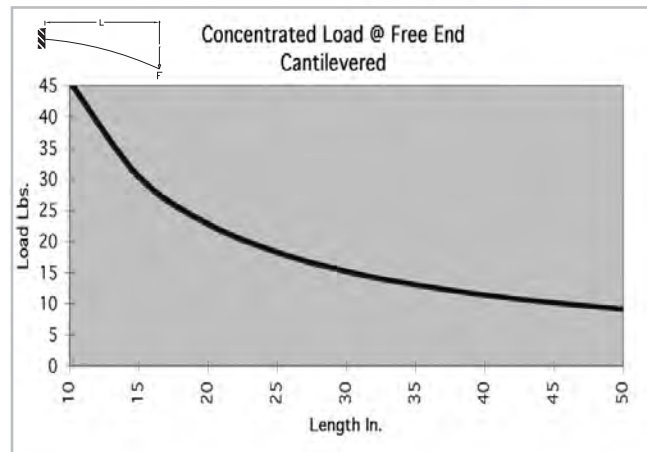
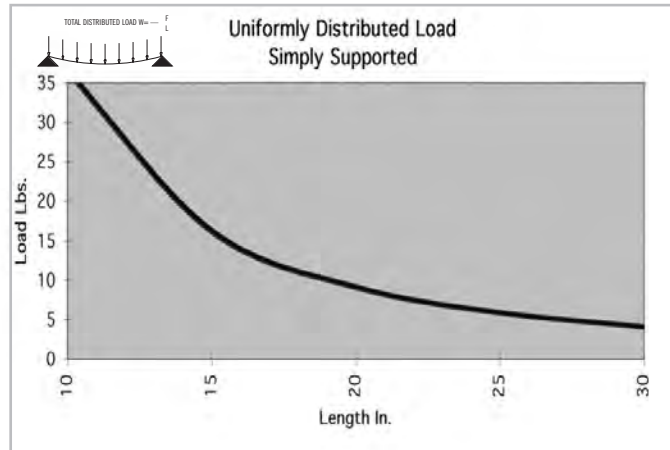
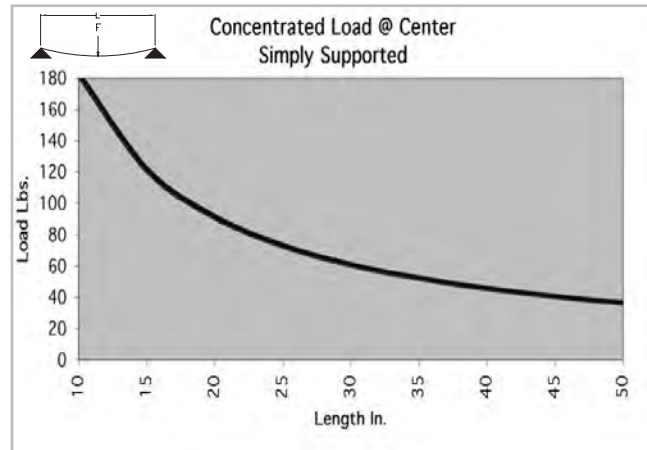
SPECIFICATIONS

Length	240" (6 m)
Weight	0.562 lbs/ft (.836 kg/m)
Estimated Area	0.4727 in ² (3.05 cm ²)
Moment of Inertia	$I_x = .0435 \text{ in}^4$ (1.81 cm ⁴) $I_y = .0435 \text{ in}^4$ (1.81 cm ⁴)

MACHINE SERVICES

CTL	660002
Single Access Hole	660029
Single Anchor Fastener	660022
Tap 1/4 -20	660025
Tap M6	660026

BEAM SELECTION BY LOAD AND LENGTH




* Charts based on allowable loads related to yield strength with a margin of safety equal to five.

» For deflection equations see page 10

TS10-20

Clear Anodized - 650002
Black Anodized - 650102



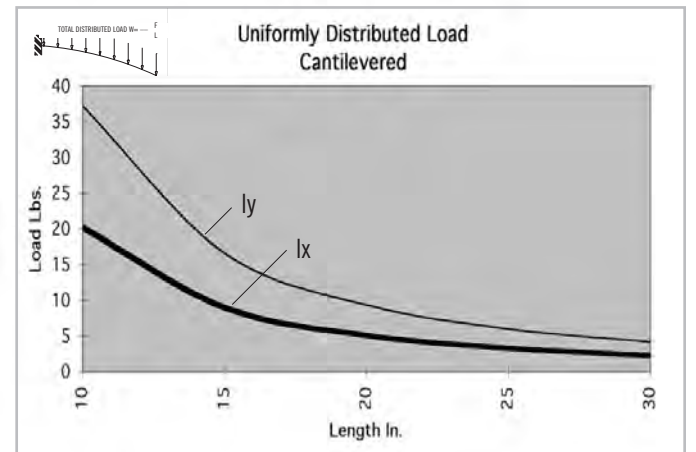
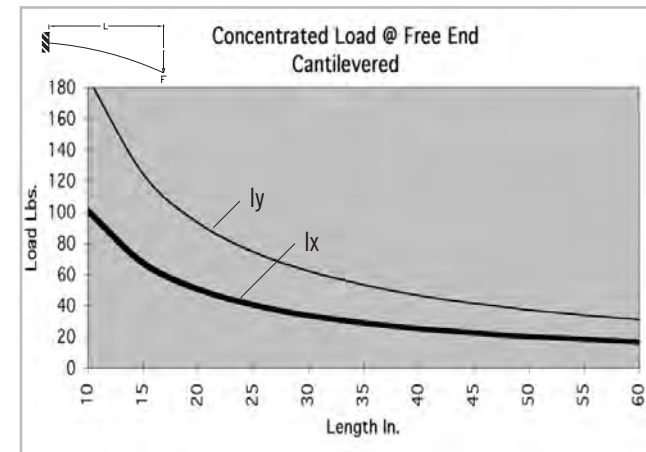
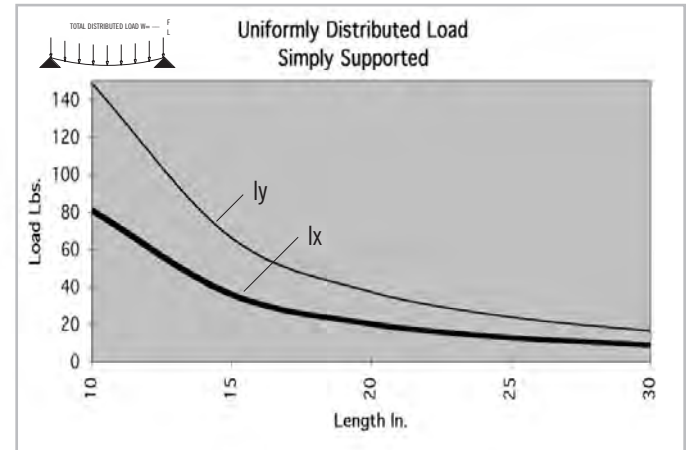
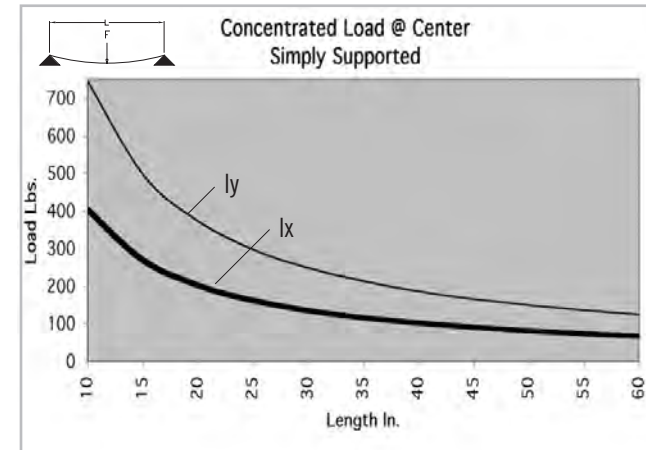
SPECIFICATIONS

Length	240" (6 m)
Weight	0.962 lbs/ft (1.431 kg/m)
Estimated Area	0.824 in ² (5.316 cm ²)
Moment of Inertia	$I_x = .087 \text{ in}^4$ (3.621 cm ⁴) $I_y = .321 \text{ in}^4$ (13.361 cm ⁴)

MACHINE SERVICES

CTL	660000
Single Access Hole	660029
Single Anchor Fastener	660022
Tap 1/4 -20	660025
Tap M6	660026

BEAM SELECTION BY LOAD AND LENGTH

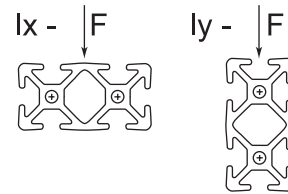

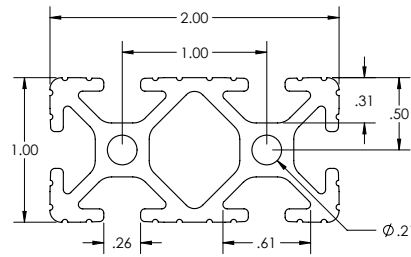


* Charts based on allowable loads related to yield strength with a margin of safety equal to five.

» For deflection equations see page 10

TS10-20 GR

Clear Anodized - 650071



SPECIFICATIONS

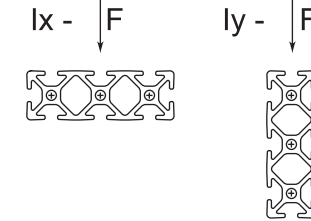

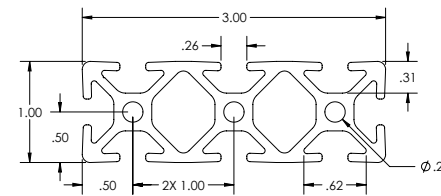
Length	240" (6 m)
Weight	0.970 lbs/ft (1.443 kg/m)
Estimated Area	0.824 in ² (5.316 cm ²)
Moment of Inertia	lx=.087 in ⁴ (3.621 cm ⁴) ly=.321 in ⁴ (13.361 cm ⁴)

MACHINE SERVICES

CTL	660000
Single Access Hole	660029
Single Anchor Fastener	660022
Tap 1/4 -20	660025
Tap M6	660026

TS10-30

Clear Anodized - 650001



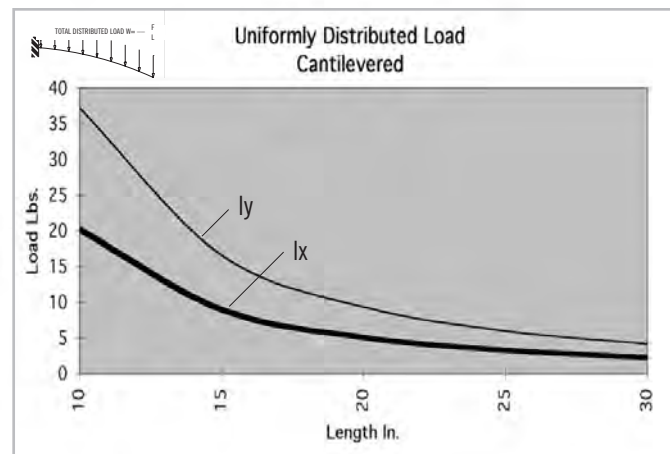
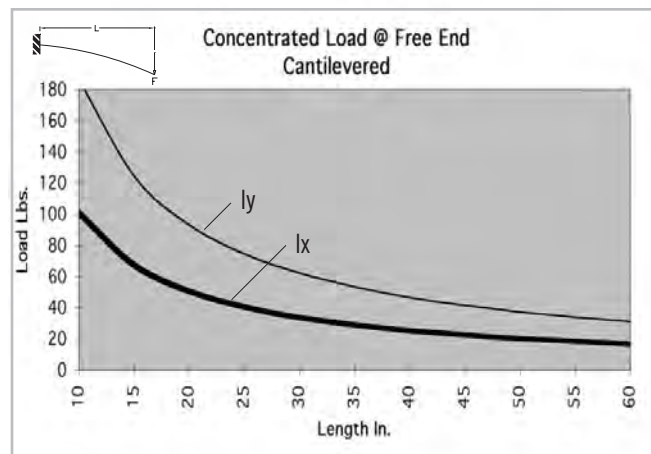
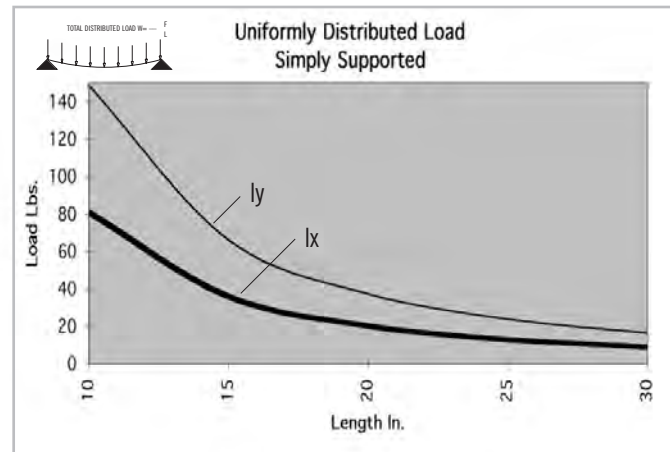
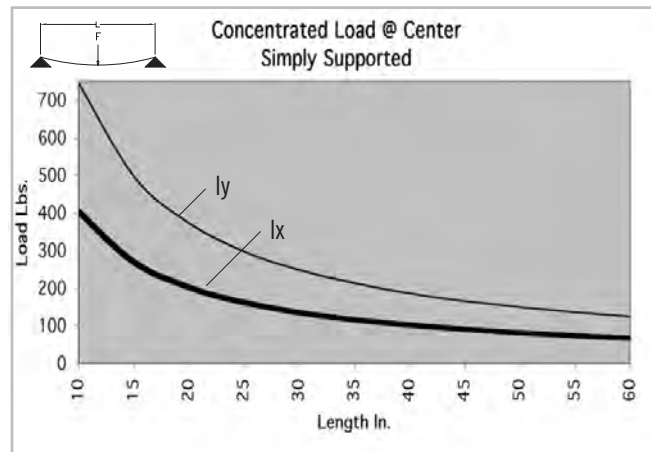
SPECIFICATIONS

Length	240" (6 m)
Weight	1.397 lbs/ft (2.079 kg/m)
Estimated Area	1.169 in ² (7.806 cm ²)
Moment of Inertia	lx=.125 in ⁴ (5.202 cm ⁴) ly=.986 in ⁴ (41.040 cm ⁴)

MACHINE SERVICES

CTL	660001
Single Access Hole	660029
Single Anchor Fastener	660022
Tap 1/4 -20	660016
Tap M6	660017

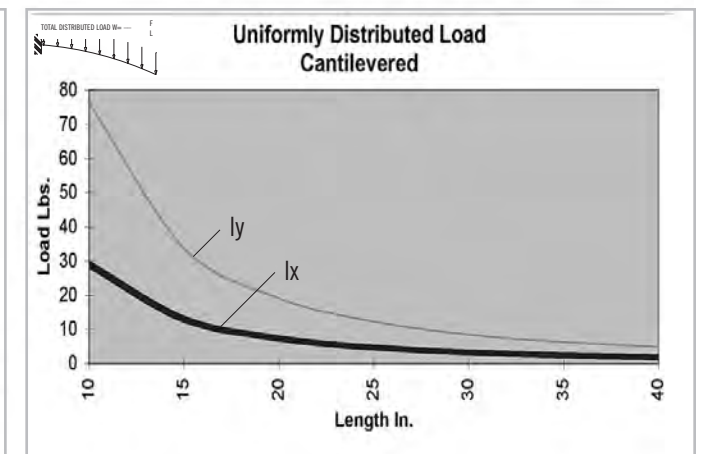
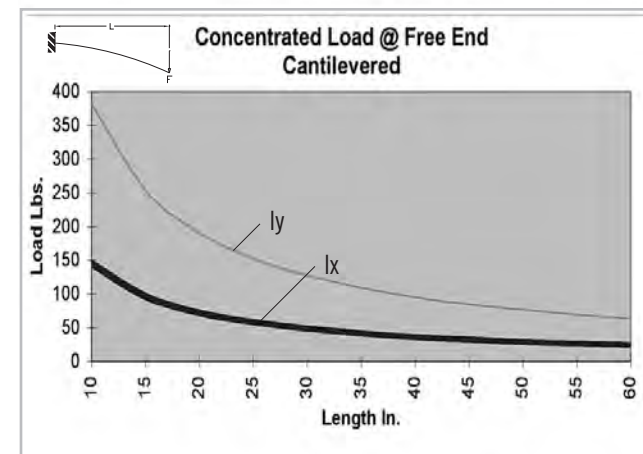
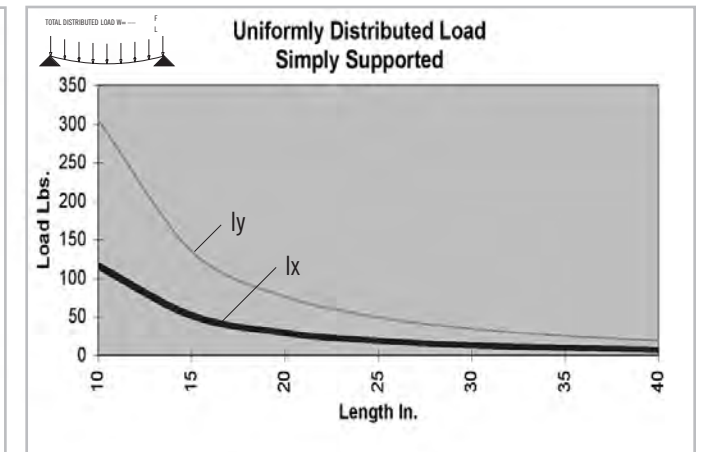
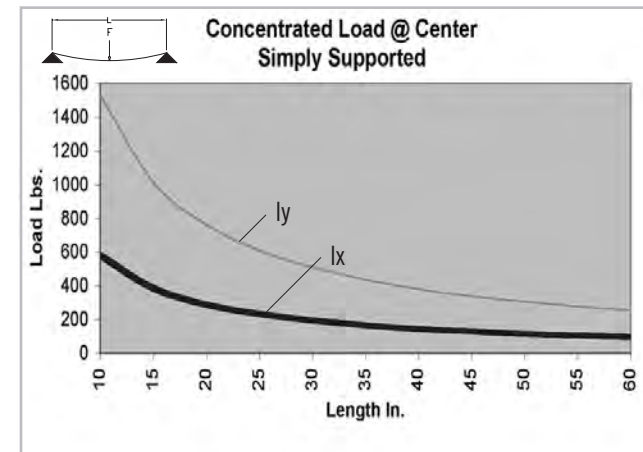
BEAM SELECTION BY LOAD AND LENGTH



* Charts based on allowable loads related to yield strength with a margin of safety equal to five.

» For deflection equations see page 10

BEAM SELECTION BY LOAD AND LENGTH




* Charts based on allowable loads related to yield strength with a margin of safety equal to five.

» For deflection equations see page 10

TS20-20

Clear Anodized - **650003**
Black Anodized - **650103**



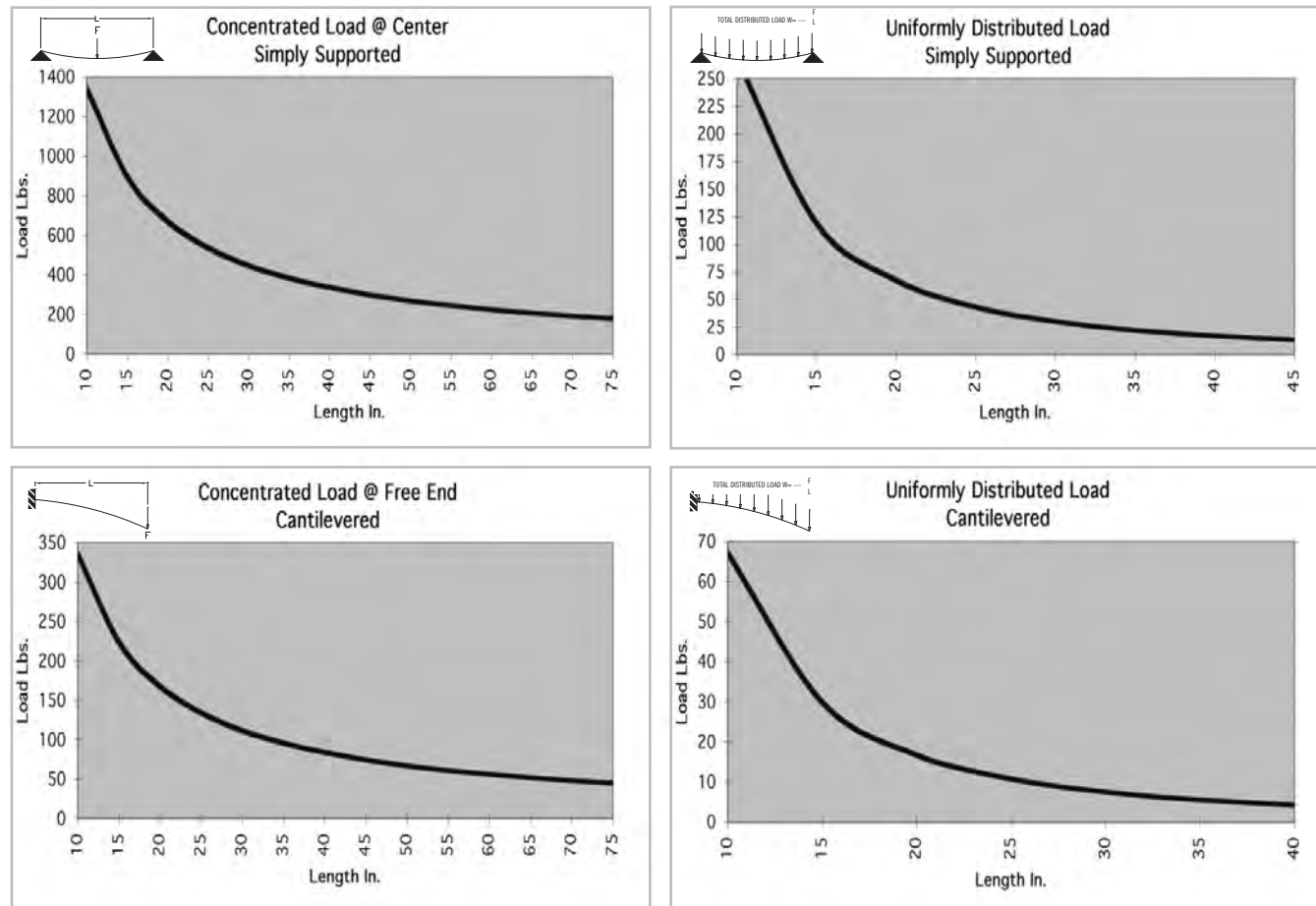
SPECIFICATIONS

Length	240" (6 m)
Weight	1.511 lbs/ft (2.249 kg/m)
Estimated Area	1.285 in ² (8.290 cm ²)
Moment of Inertia	lx=.578 in ⁴ (24.058 cm ⁴) ly=.578 in ⁴ (24.058 cm ⁴)

MACHINE SERVICES

CTL	660004
Single Access Hole	660029
Single Anchor Fastener	660022
Tap 1/4 -20	660037
Tap M6	660040

BEAM SELECTION BY LOAD AND LENGTH

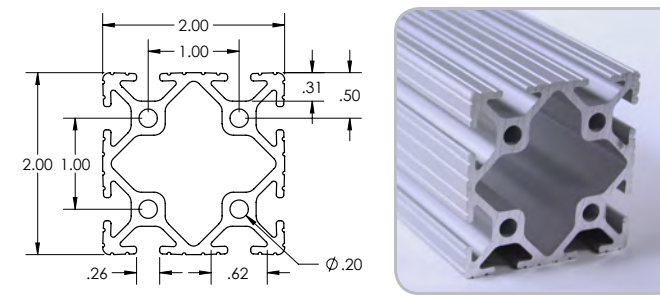


* Charts based on allowable loads related to yield strength with a margin of safety equal to five.

» For deflection equations see page 10

TS20-20 GR

Clear Anodized - **650072**



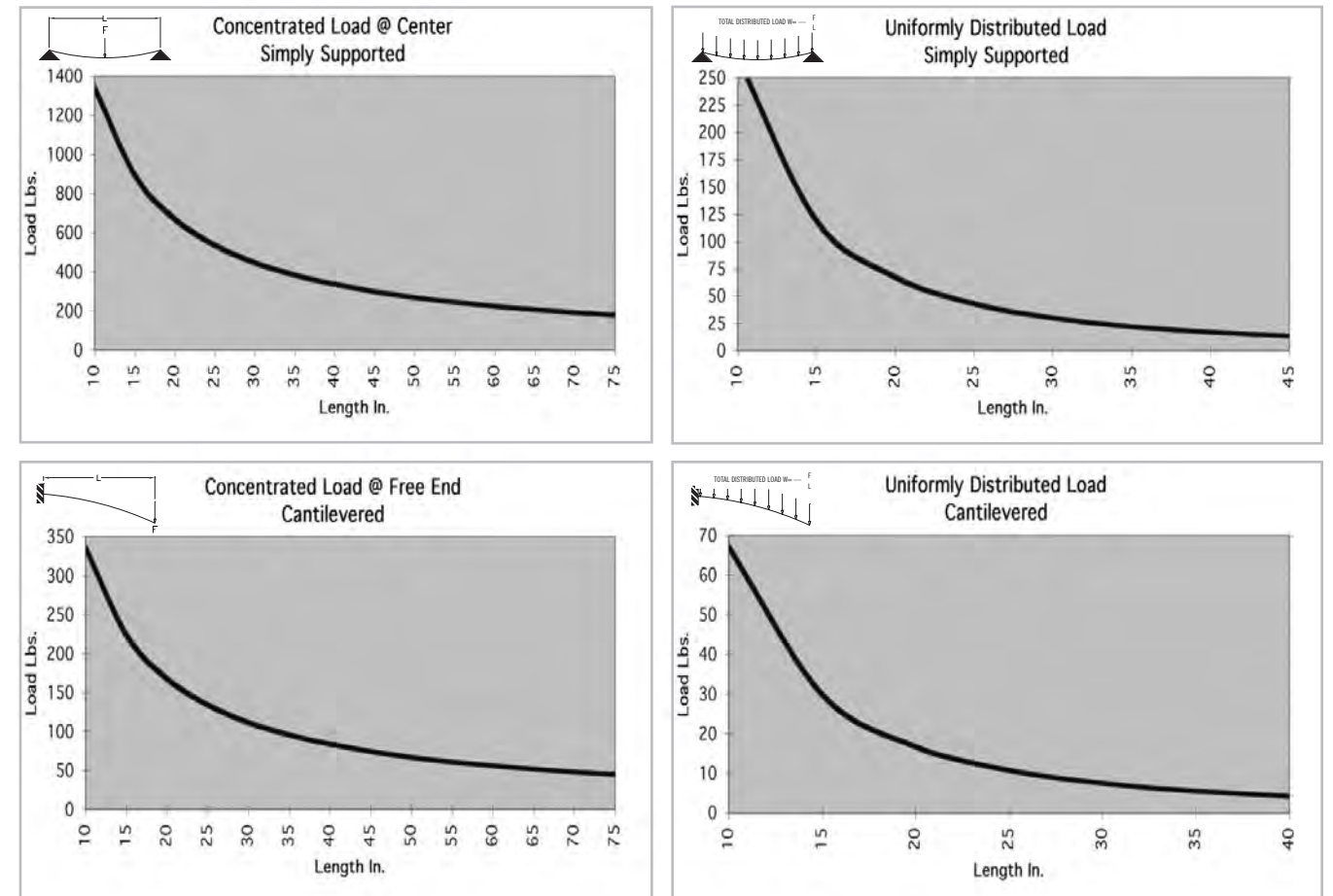
SPECIFICATIONS

Length	240" (6 m)
Weight	1.487 lbs/ft (2.213 kg/m)
Estimated Area	1.285 in ² (8.290 cm ²)
Moment of Inertia	lx=.578 in ⁴ (24.058 cm ⁴) ly=.578 in ⁴ (24.058 cm ⁴)

MACHINE SERVICES

CTL	660004
Single Access Hole	660029
Single Anchor Fastener	660022
Tap 1/4 -20	660037
Tap M6	660040

BEAM SELECTION BY LOAD AND LENGTH

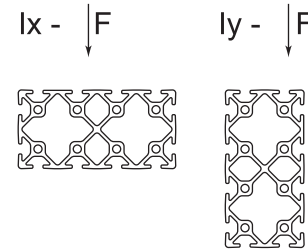

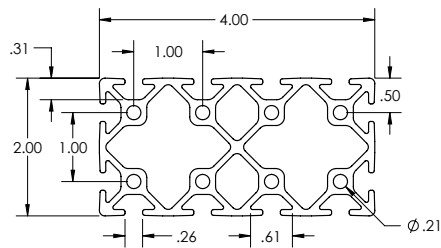


* Charts based on allowable loads related to yield strength with a margin of safety equal to five.

» For deflection equations see page 10

TS20-40

Clear Anodized - 650004



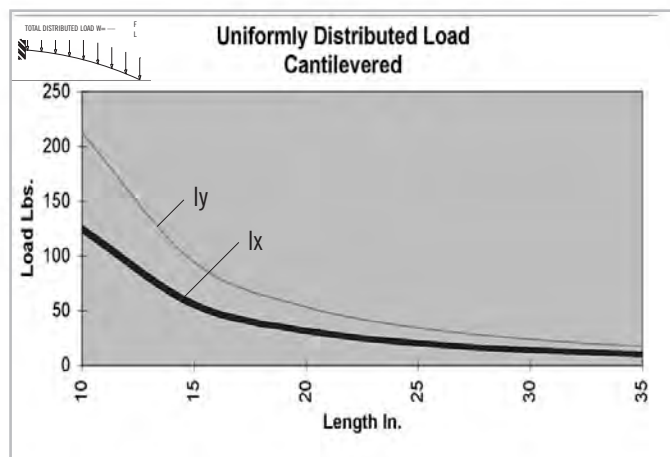
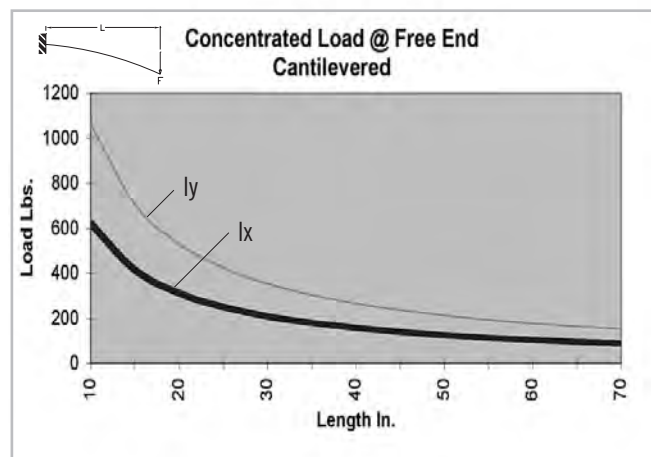
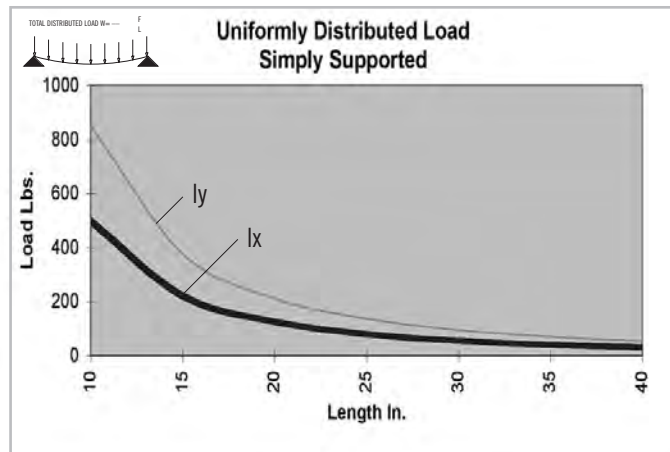
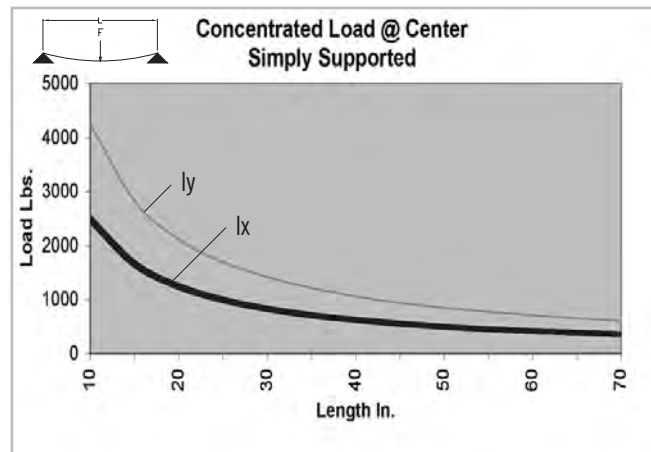
SPECIFICATIONS

Length	240" (6 m)
Weight	2.820 lbs/ft (4.195 kg/m)
Estimated Area	2.350 in ² (15.157 cm ²)
Moment of Inertia	Ix=1.075 in ⁴ (44.744 cm ⁴) Iy=3.656 in ⁴ (152.174 cm ⁴)

MACHINE SERVICES

CTL	660005
Single Access Hole	660029
Single Anchor Fastener	660022
Tap 1/4 -20	660018
Tap M6	660019

BEAM SELECTION BY LOAD AND LENGTH

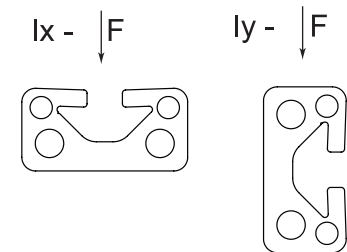
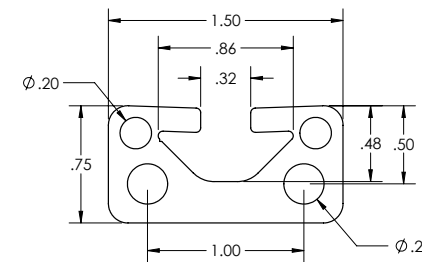


* Charts based on allowable loads related to yield strength with a margin of safety equal to five.

» For deflection equations see page 10

TS 15-75

Clear Anodized - 650007



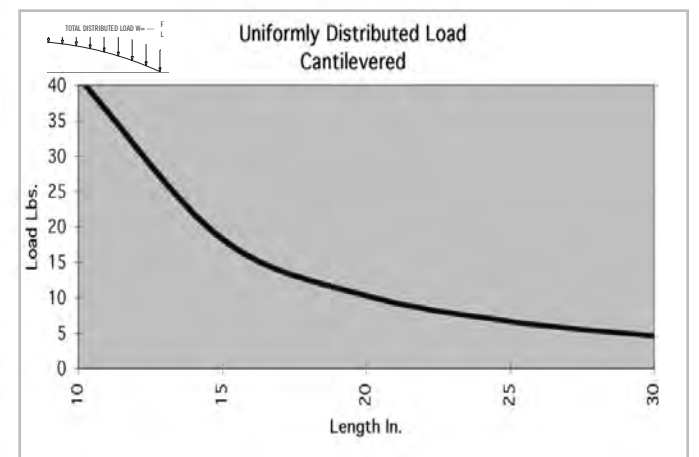
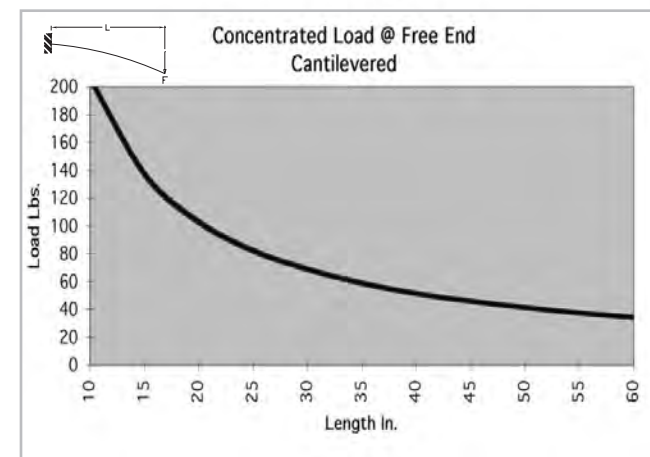
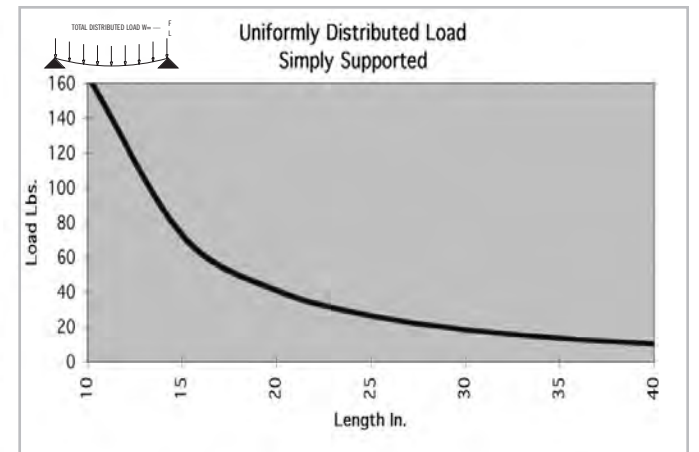
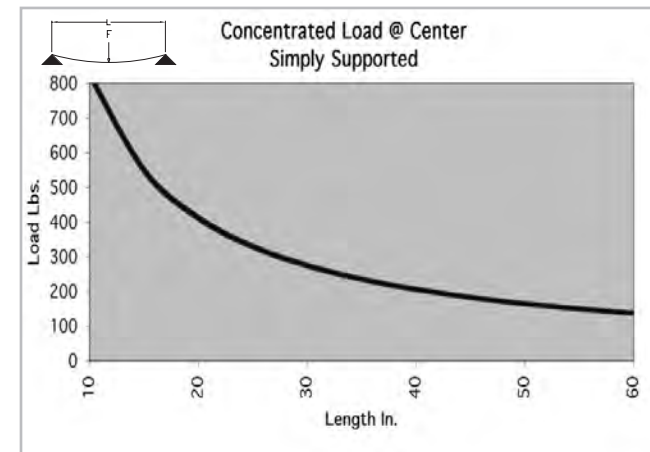
SPECIFICATIONS

Length	145" (3.6 m)
Weight	0.833 lbs/ft (1.238 kg/m)
Estimated Area	0.694 in ² (4.476 cm ²)
Moment of Inertia	Ix=.037 in ⁴ (1.522 cm ⁴) Iy=.147 in ⁴ (6.114 cm ⁴)

MACHINE SERVICES

CTL	660003
Single Access Hole	660028
Single Anchor Fastener	660020
Tap 5/16 -18	660034
Tap M8	660033
Tap 3/8 - 16	660009

BEAM SELECTION BY LOAD AND LENGTH

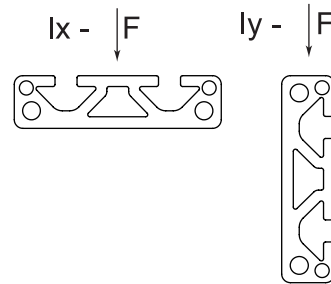

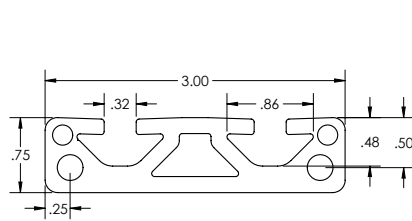


* Charts based on allowable loads related to yield strength with a margin of safety equal to five.

» For deflection equations see page 10

TS30-75

Clear Anodized - 650019



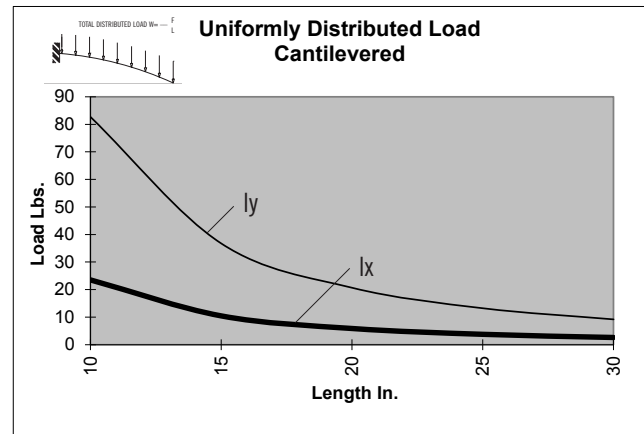
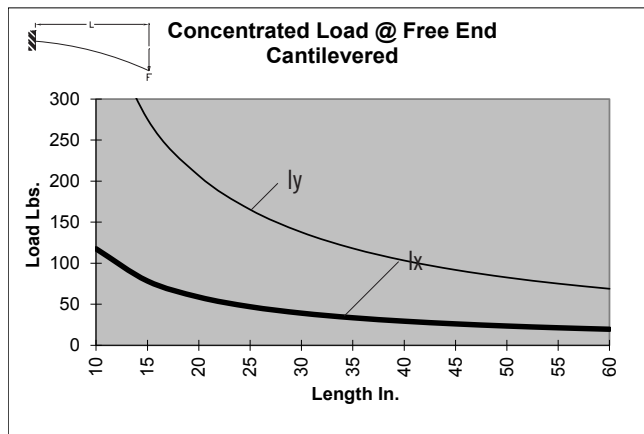
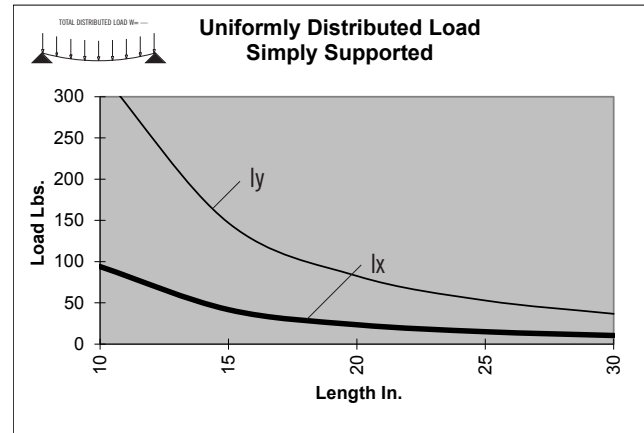
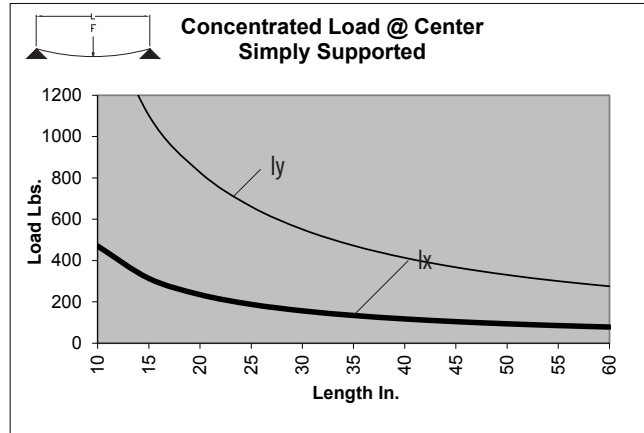
SPECIFICATIONS

Length	145" (3.6 m)
Weight	1.547 lbs/ft (2.303 kg/m)
Estimated Area	1.321 in ² (8.525 cm ²)
Moment of Inertia	Ix=.076 in ⁴ (3.175 cm ⁴) Iy=1.069 in ⁴ (44.515 cm ⁴)

MACHINE SERVICES

CTL	660003
Single Access Hole	660028
Single Anchor Fastener	660020
Tap 5/16 -18	660034
Tap M8	660033
Tap 3/8 - 16	660009

BEAM SELECTION BY LOAD AND LENGTH




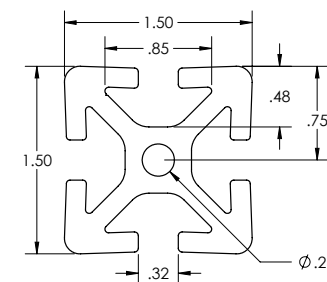
* Charts based on allowable loads related to yield strength with a margin of safety equal to five.

» For deflection equations see page 10

TS15-15

Clear Anodized - 650005

Black Anodized - 650105



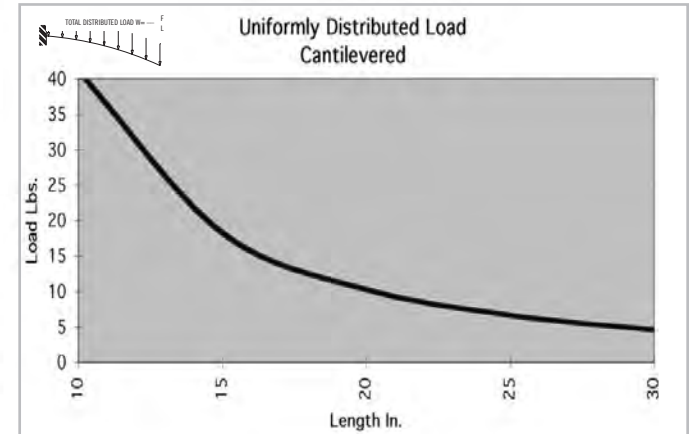
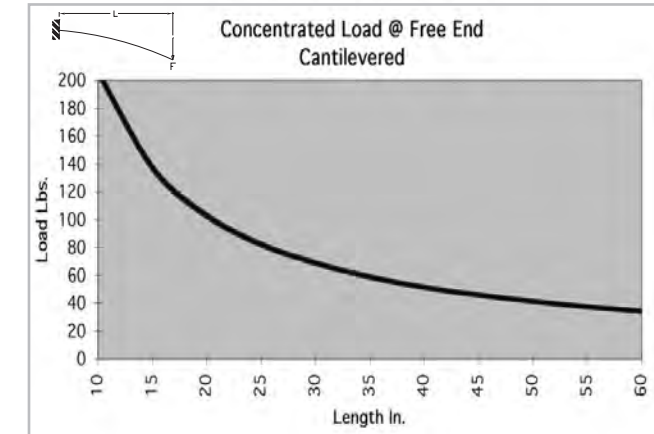
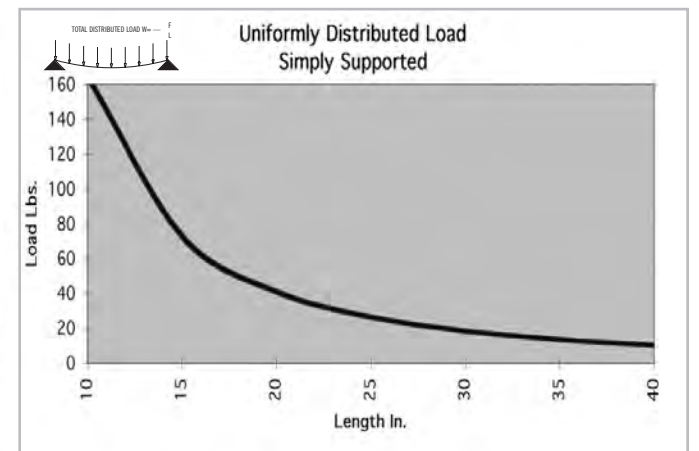
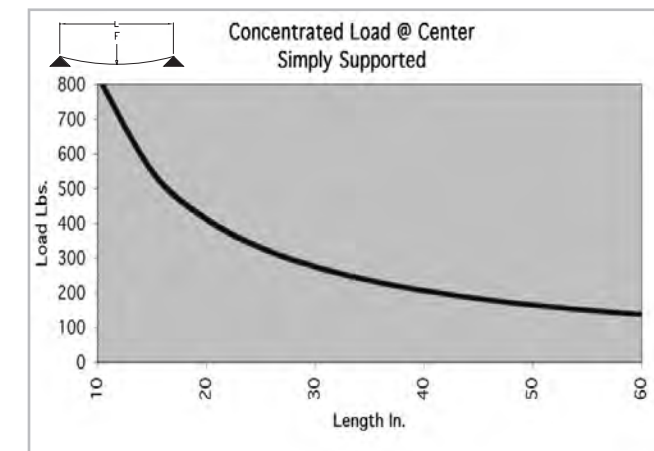
SPECIFICATIONS

Length	240" (6 m)
Weight	1.406 lbs/ft (2.092 kg/m)
Estimated Area	1.198 in ² (7.729 cm ²)
Moment of Inertia	Ix=.266 in ⁴ (11.072 cm ⁴) Iy=.266 in ⁴ (11.072 cm ⁴)

MACHINE SERVICES

CTL	660003
Single Access Hole	660028
Single Anchor Fastener	660020
Tap 5/16 -18	660034
Tap M8	660033
Tap 3/8 - 16	660009

BEAM SELECTION BY LOAD AND LENGTH


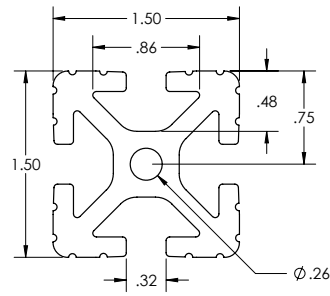


* Charts based on allowable loads related to yield strength with a margin of safety equal to five.

» For deflection equations see page 10

TS15-15 GR

Clear Anodized - 650080



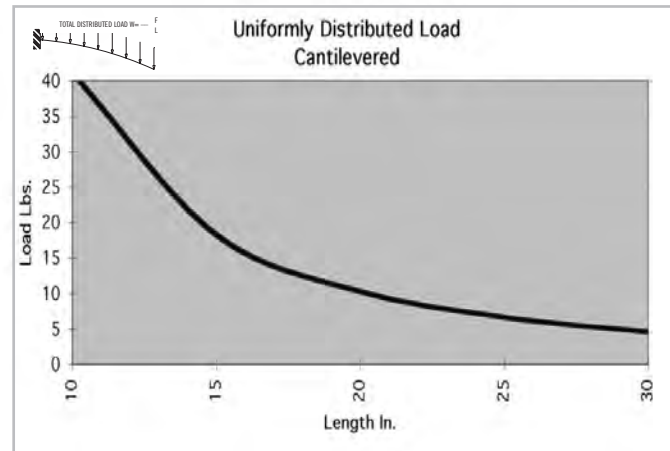
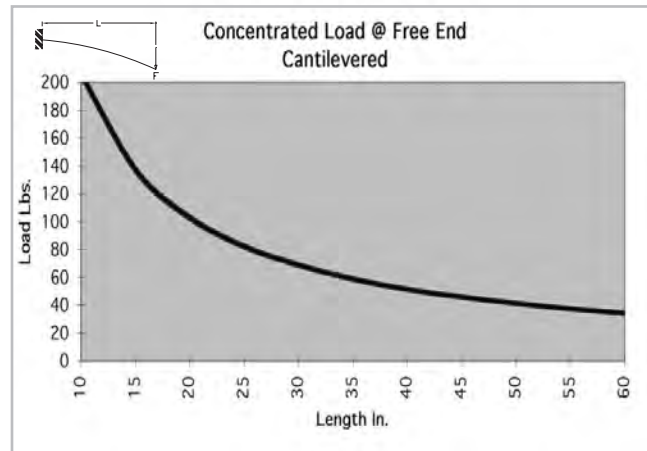
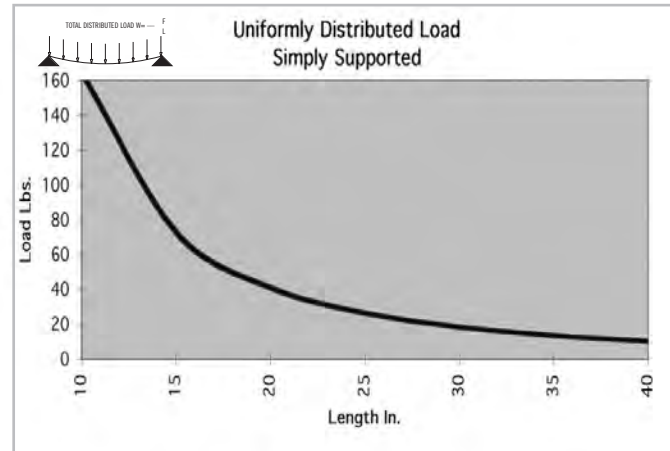
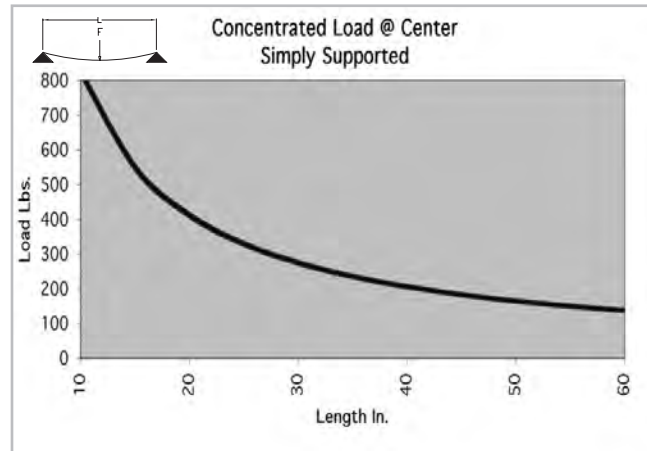
SPECIFICATIONS

Length	240" (6 m)
Weight	1.338 lbs/ft (1.991 kg/m)
Estimated Area	1.198 in ² (7.729 cm ²)
Moment of Inertia	lx=.266 in ⁴ (11.072 cm ⁴) ly=.266 in ⁴ (11.072 cm ⁴)

MACHINE SERVICES

CTL	660003
Single Access Hole	660028
Single Anchor Fastener	660020
Tap 5/16 -18	660034
Tap M8	660033
Tap 3/8 - 16	660009

BEAM SELECTION BY LOAD AND LENGTH

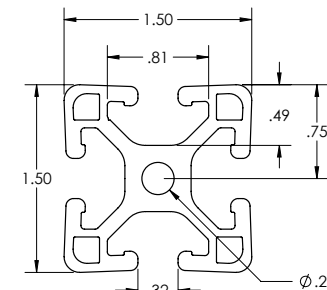


* Charts based on allowable loads related to yield strength with a margin of safety equal to five.

» For deflection equations see page 10

TS15-15L

Clear Anodized - 650006
Black Anodized - 650106



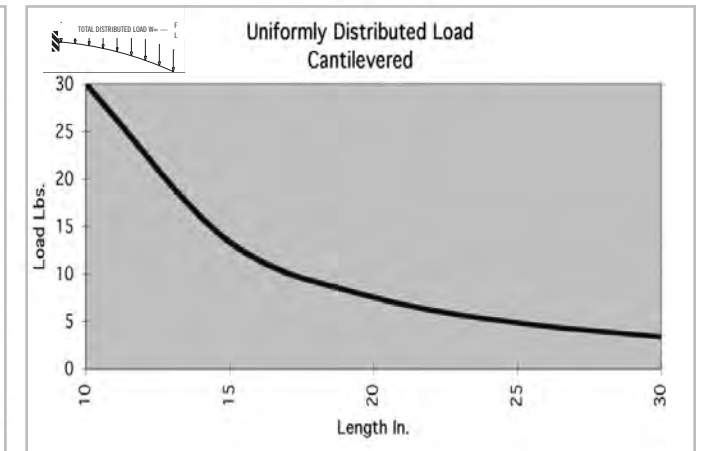
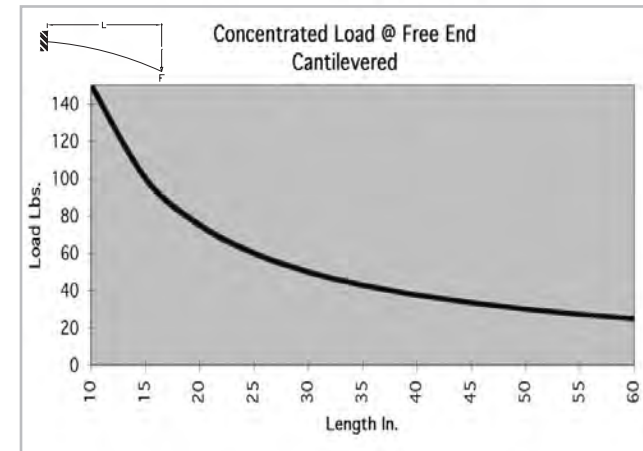
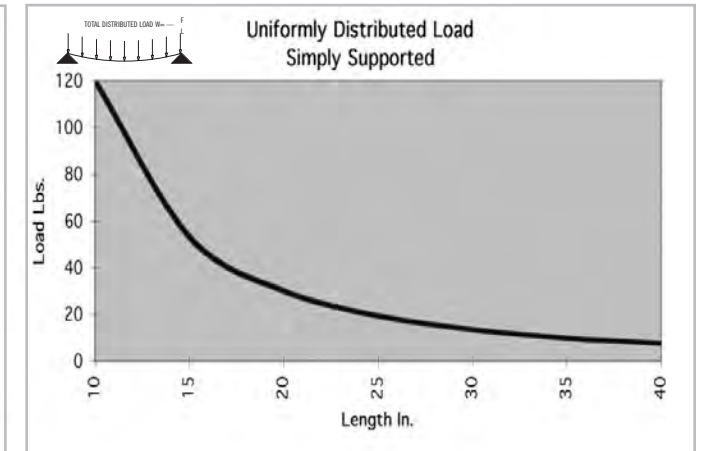
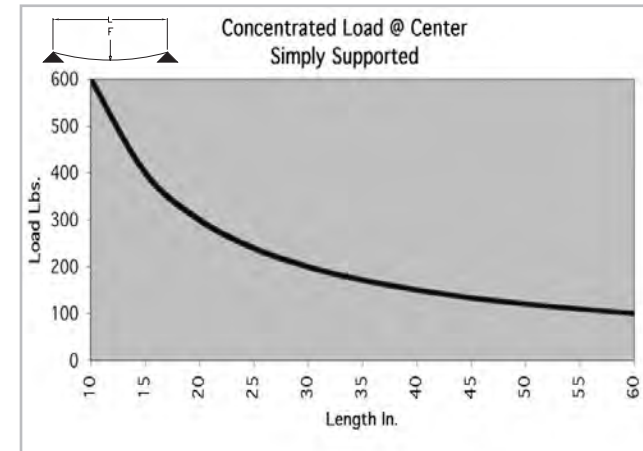
SPECIFICATIONS

Length	240" (6 m)
Weight	1.093 lbs/ft (1.627 kg/m)
Estimated Area	0.925 in ² (5.968 cm ²)
Moment of Inertia	lx=.194 in ⁴ (8.075 cm ⁴) ly=.194 in ⁴ (8.075 cm ⁴)

MACHINE SERVICES

CTL	660003
Single Access Hole	660028
Single Anchor Fastener	660020
Tap 5/16 -18	660034
Tap M8	660033
Tap 3/8 - 16	660009

BEAM SELECTION BY LOAD AND LENGTH


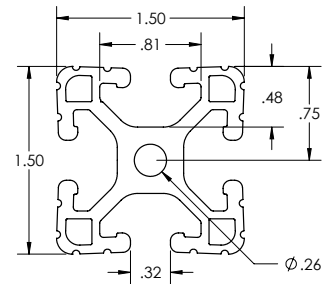


* Charts based on allowable loads related to yield strength with a margin of safety equal to five.

» For deflection equations see page 10

TS15-15L GR

Clear Anodized - **650048**
 Black Anodized - **650148**
 Yellow Powder Coat - **650248**



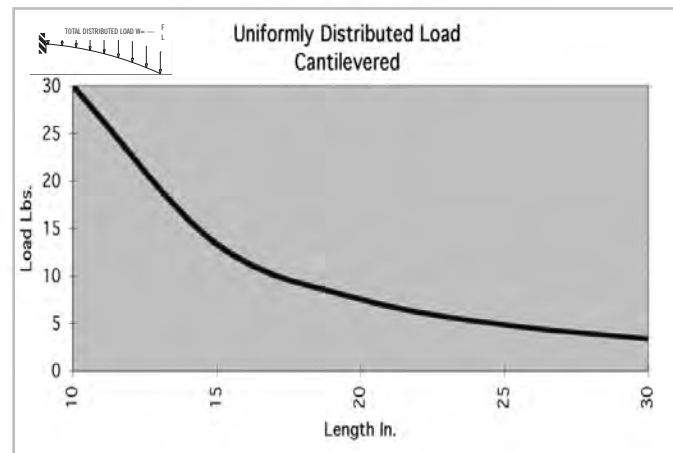
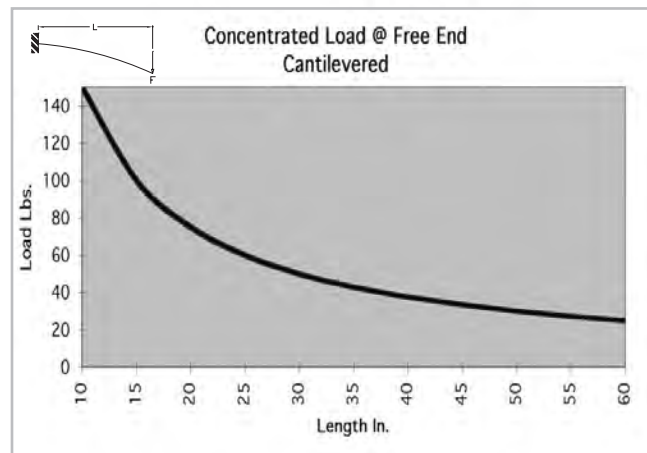
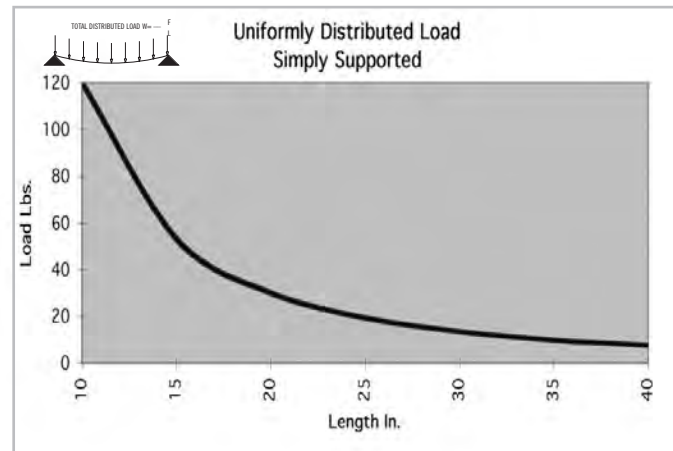
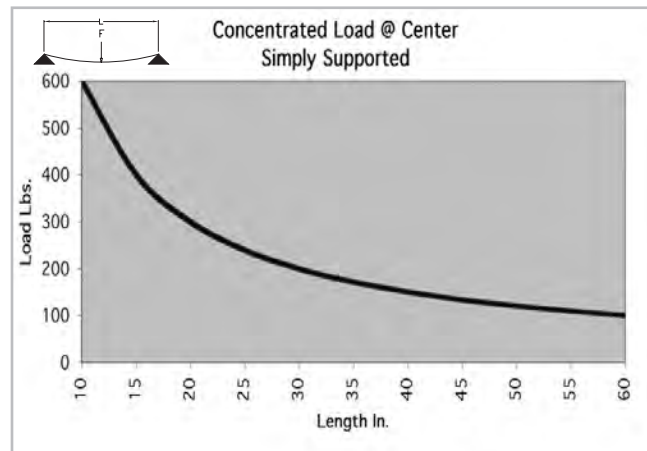
SPECIFICATIONS

Length Clear	240" (6 m)
Length Black	240" (6 m)
Length Yellow	144" (3.6 m)
Weight	1.066 lbs/ft (1.066 kg/m)
Estimated Area	0.925 in ² (5.968 cm ²)
Moment of Inertia	$I_x = .194 \text{ in}^4$ (8.075 cm ⁴) $I_y = .194 \text{ in}^4$ (8.075 cm ⁴)

MACHINE SERVICES

CTL	660003
Single Access Hole	660028
Single Anchor Fastener	660020
Tap 5/16 -18	660034
Tap M8	660033
Tap 3/8 - 16	660009

BEAM SELECTION BY LOAD AND LENGTH

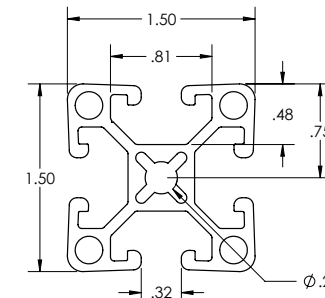


* Charts based on allowable loads related to yield strength with a margin of safety equal to five.

» For deflection equations see page 10

TS15-15VL

Clear Anodized - **650018**



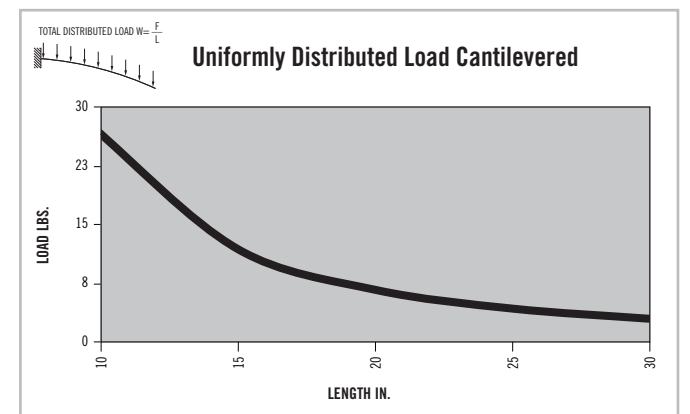
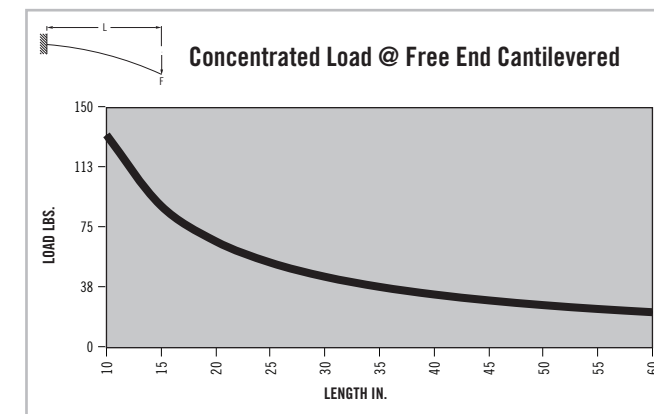
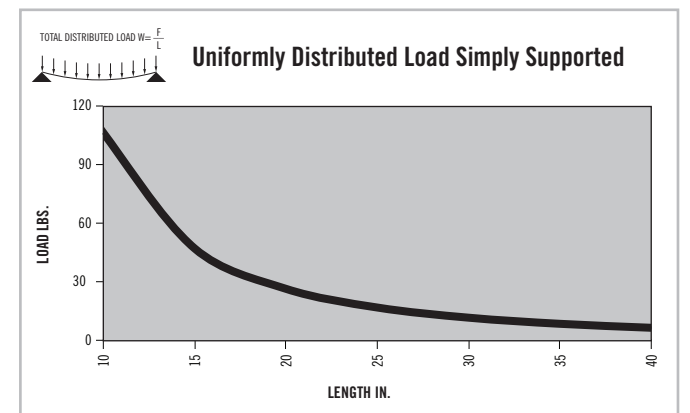
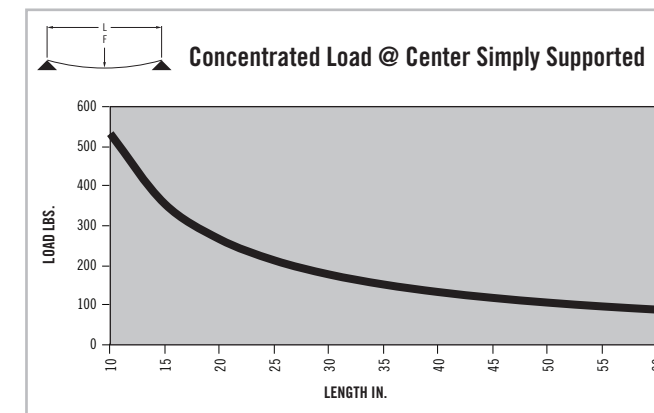
SPECIFICATIONS

Length	240" (6 m)
Weight	0.932 lbs/ft (1.387 kg/m)
Estimated Area	0.771 in ² (4.972 cm ²)
Moment of Inertia	$I_x = 0.172 \text{ in}^4$ (7.159 cm ⁴) $I_y = 0.172 \text{ in}^4$ (7.159 cm ⁴)

MACHINE SERVICES

CTL	660003
Single Access Hole	660028
Single Anchor Fastener	660020
Tap 5/16 -18	660034
Tap M8	660033
Tap 3/8 - 16	660009

BEAM SELECTION BY LOAD AND LENGTH

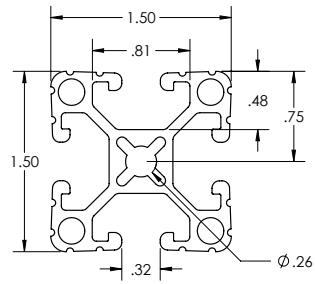


* Charts based on allowable loads related to yield strength with a margin of safety equal to five.

» For deflection equations see page 10

TS15-15VL GR

Clear Anodized - 650081



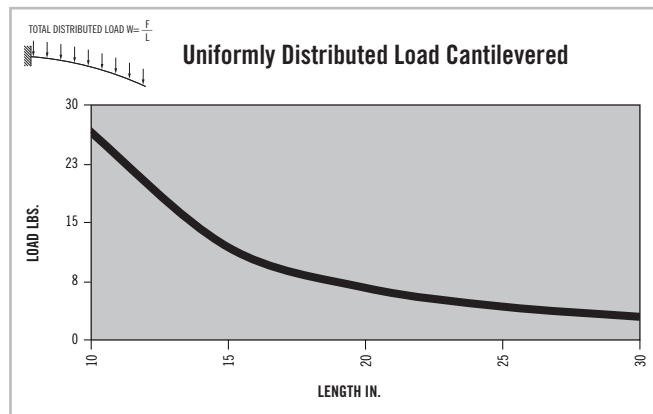
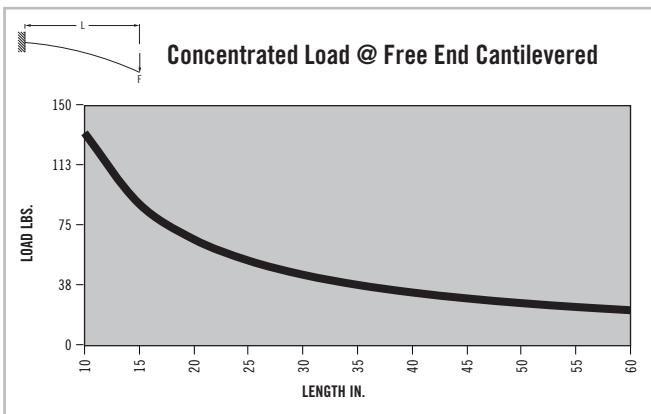
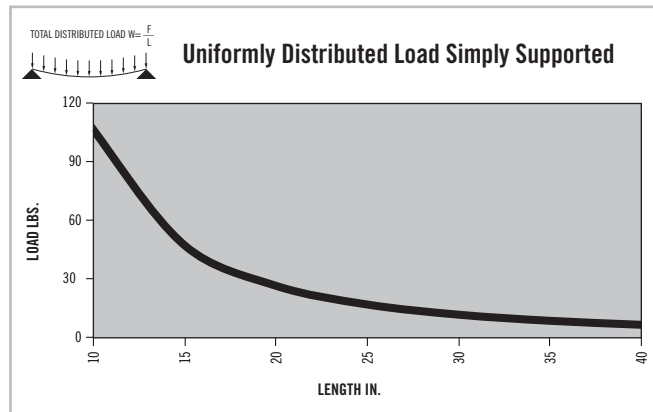
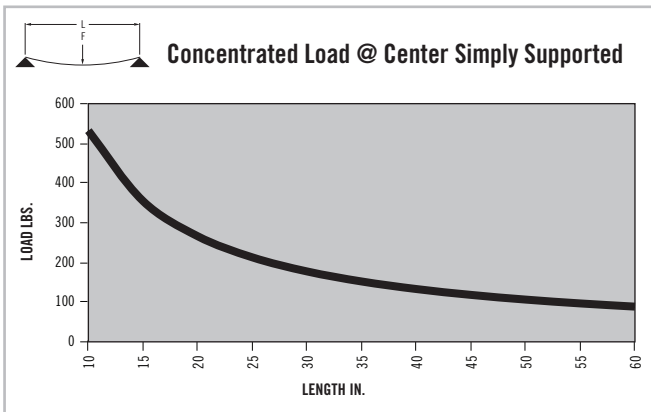
SPECIFICATIONS

Length	240" (6 m)
Weight	0.898 lbs/ft (1.336 kg/m)
Estimated Area	0.771 in ² (4.972 cm ²)
Moment of Inertia	$I_x=0.172 \text{ in}^4$ (7.159 cm ⁴) $I_y=0.172 \text{ in}^4$ (7.159 cm ⁴)

MACHINE SERVICES

CTL	660003
Single Access Hole	660028
Single Anchor Fastener	660020
Tap 5/16 -18	660034
Tap M8	660033
Tap 3/8 - 16	660009

BEAM SELECTION BY LOAD AND LENGTH

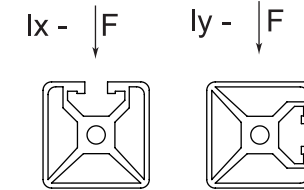
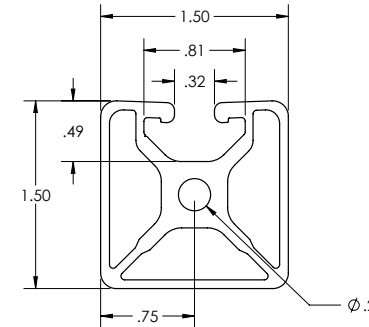


* Charts based on allowable loads related to yield strength with a margin of safety equal to five.

» For deflection equations see page 10

TS15-15 MONOSLOT

Clear Anodized - 650014



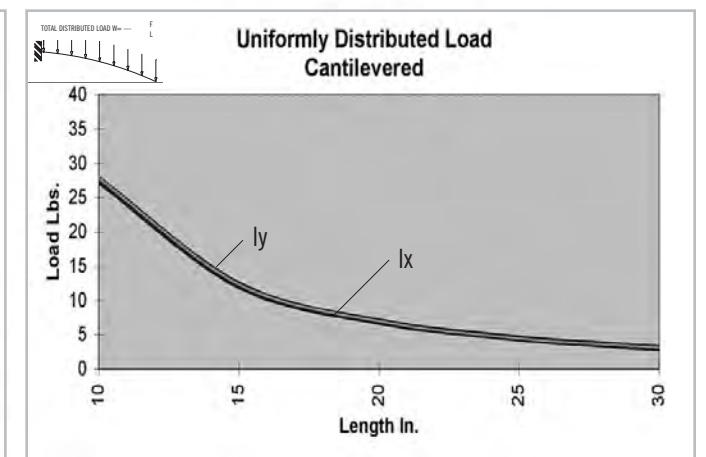
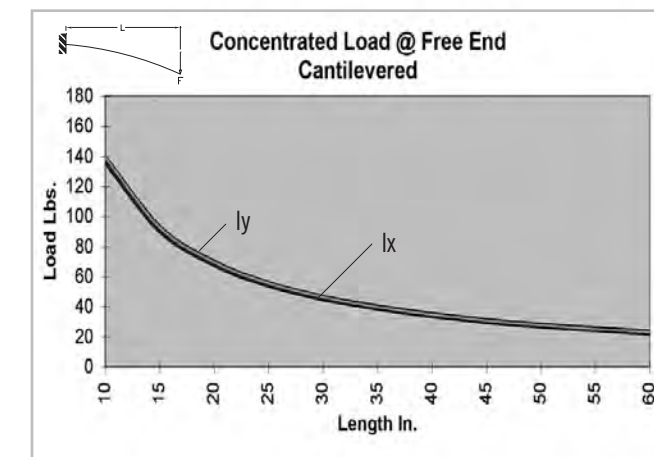
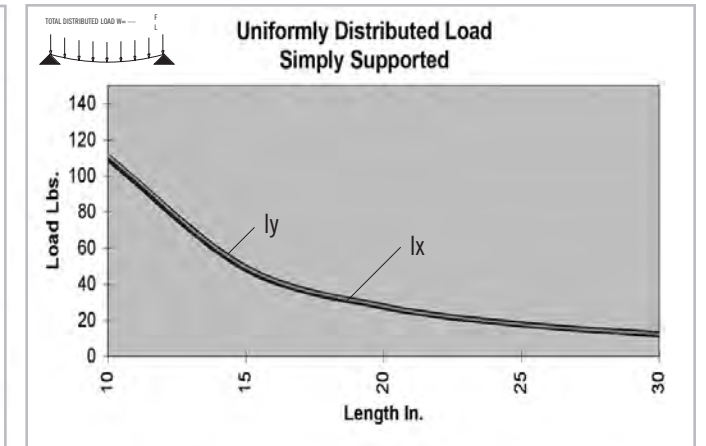
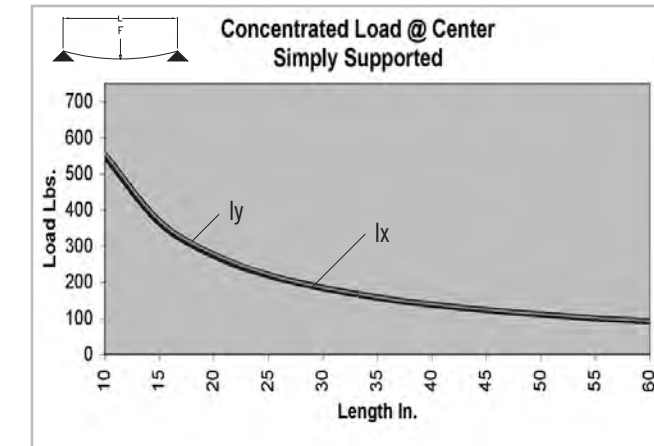
SPECIFICATIONS

Length	240" (6 m)
Weight	1.014 lbs/ft (1.510 kg/m)
Estimated Area	0.846 in ² (5.456 cm ²)
Moment of Inertia	$I_x=.178 \text{ in}^4$ (7.408 cm ⁴) $I_y=.180 \text{ in}^4$ (7.492 cm ⁴)

MACHINE SERVICES

CTL	660003
Single Access Hole	660028
Single Anchor Fastener	660020
Tap 5/16 -18	660034
Tap M8	660033
Tap 3/8 - 16	660009

BEAM SELECTION BY LOAD AND LENGTH

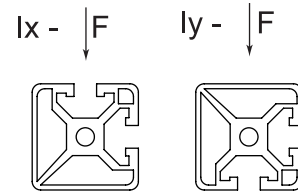
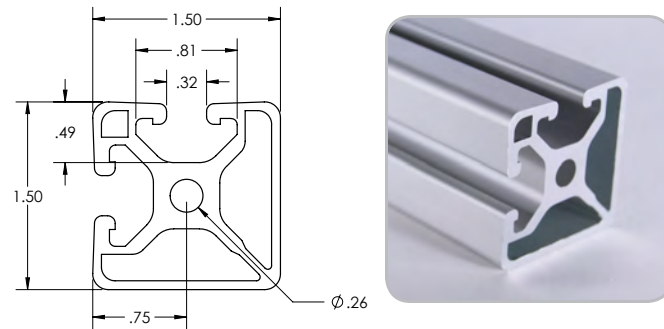


* Charts based on allowable loads related to yield strength with a margin of safety equal to five.

» For deflection equations see page 10

TS15-15 BISLOT AD

Clear Anodized - 650015



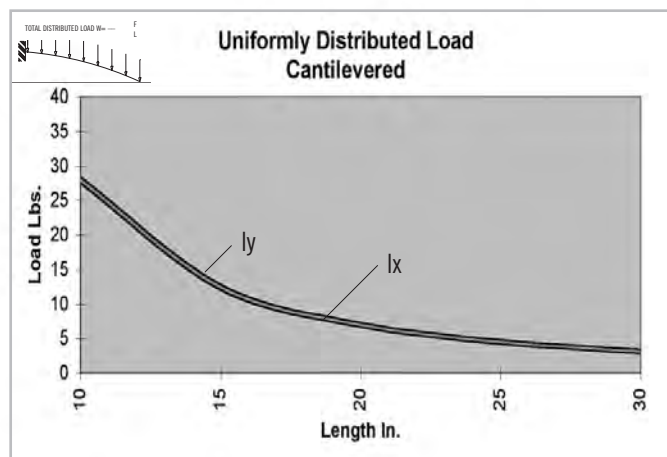
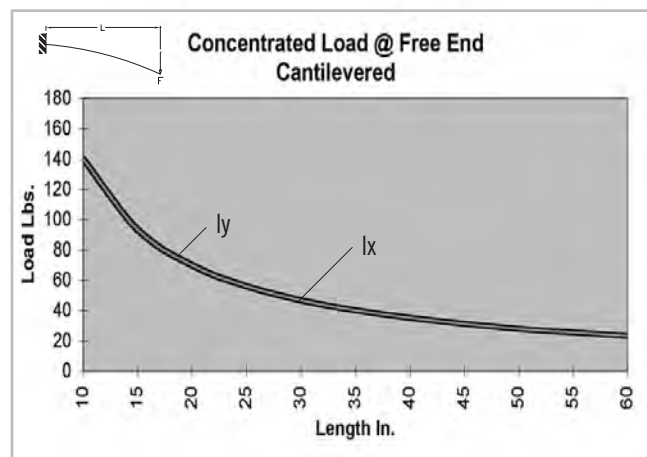
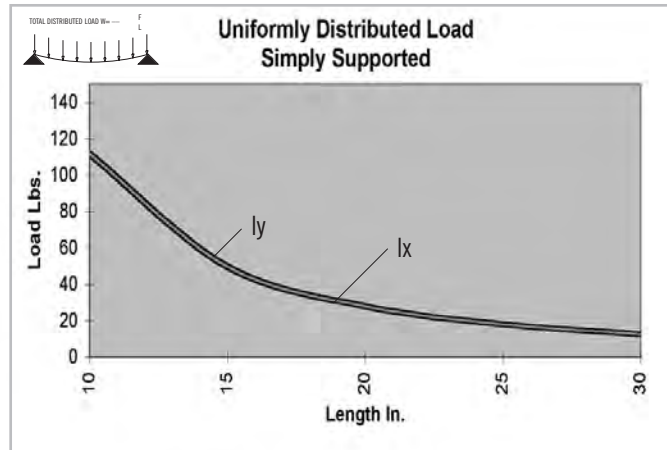
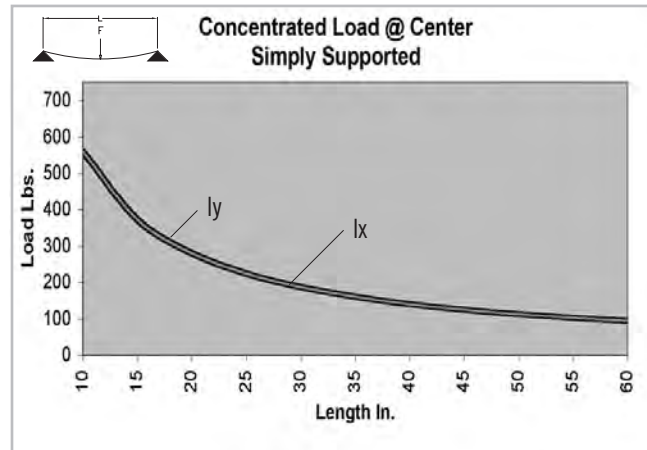
SPECIFICATIONS

Length	240" (6 m)
Weight	1.036 lbs/ft (1.541 kg/m)
Estimated Area	0.863 in ² (5.566 cm ²)
Moment of Inertia	Ix=.181 in ⁴ (7.533 cm ⁴) Iy=.181 in ⁴ (7.533 cm ⁴)

MACHINE SERVICES

CTL	660003
Single Access Hole	660028
Single Anchor Fastener	660020
Tap 5/16 -18	660034
Tap M8	660033
Tap 3/8 - 16	660009

BEAM SELECTION BY LOAD AND LENGTH

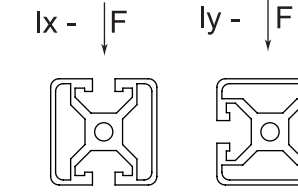
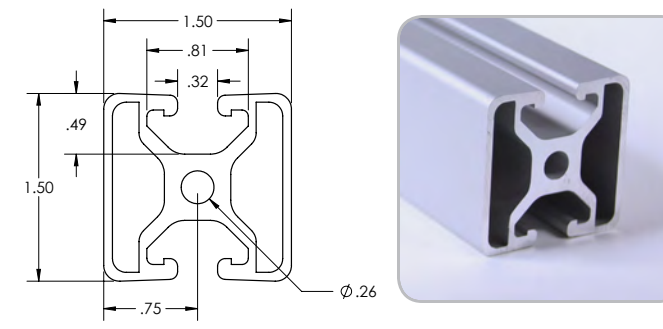


* Charts based on allowable loads related to yield strength with a margin of safety equal to five.

» For deflection equations see page 10

TS15-15 BISLOT OPP

Clear Anodized - 650016



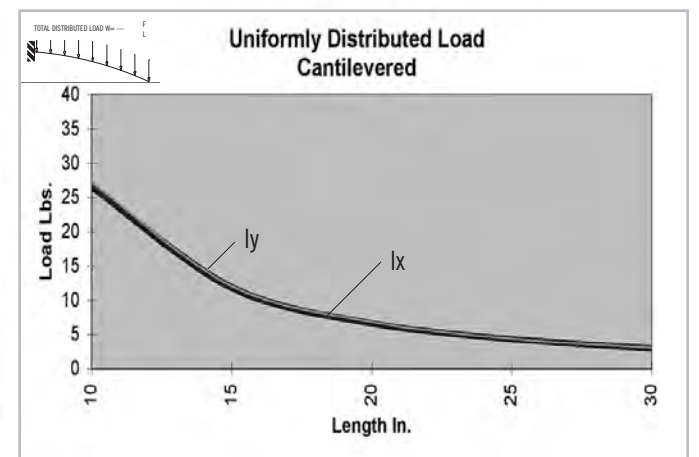
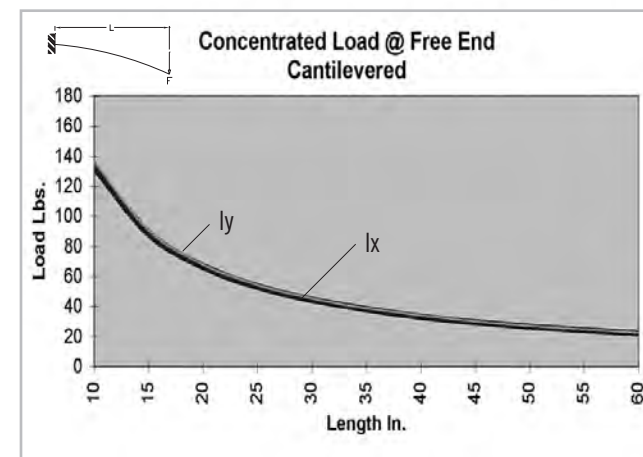
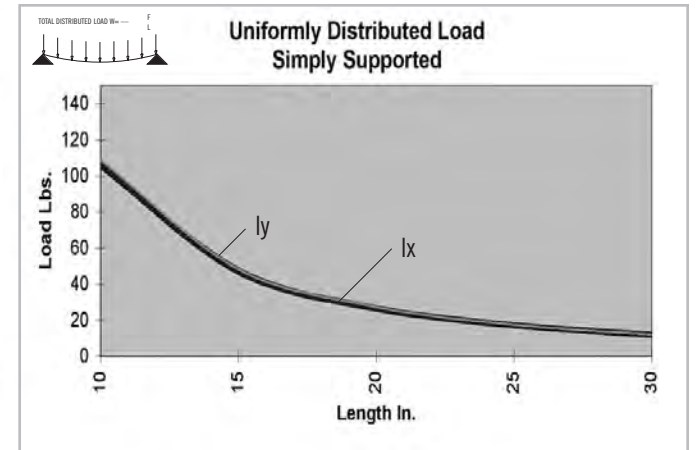
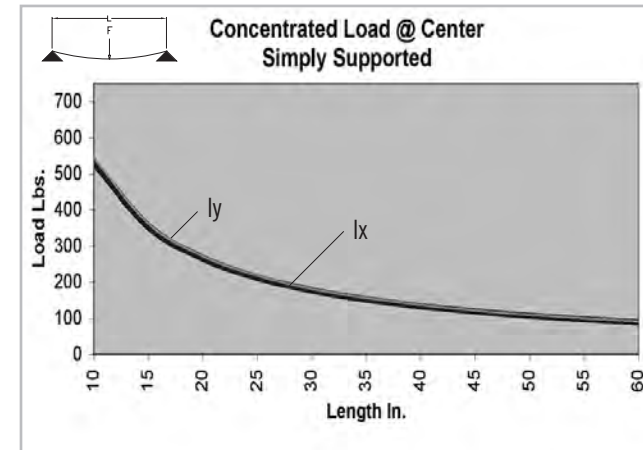
SPECIFICATIONS

Length	240" (6 m)
Weight	1.008 lbs/ft (1.499 kg/m)
Estimated Area	0.840 in ² (5.418 cm ²)
Moment of Inertia	Ix=.172 in ⁴ (7.159 cm ⁴) Iy=.176 in ⁴ (7.325 cm ⁴)

MACHINE SERVICES

CTL	660003
Single Access Hole	660028
Single Anchor Fastener	660020
Tap 5/16 -18	660034
Tap M8	660033
Tap 3/8 - 16	660009

BEAM SELECTION BY LOAD AND LENGTH

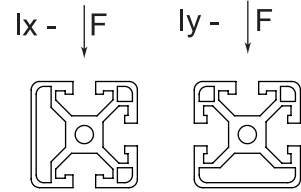
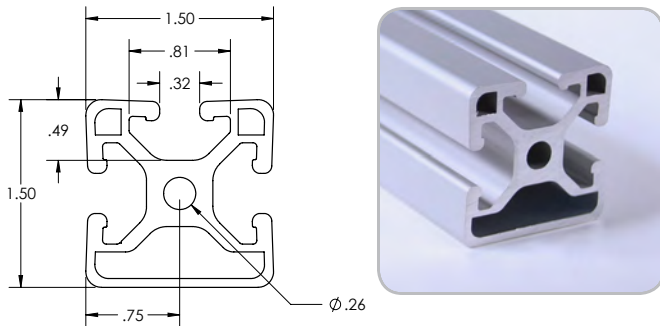


* Charts based on allowable loads related to yield strength with a margin of safety equal to five.

» For deflection equations see page 10

TS15-15 TRISLOT

Clear Anodized - 650017



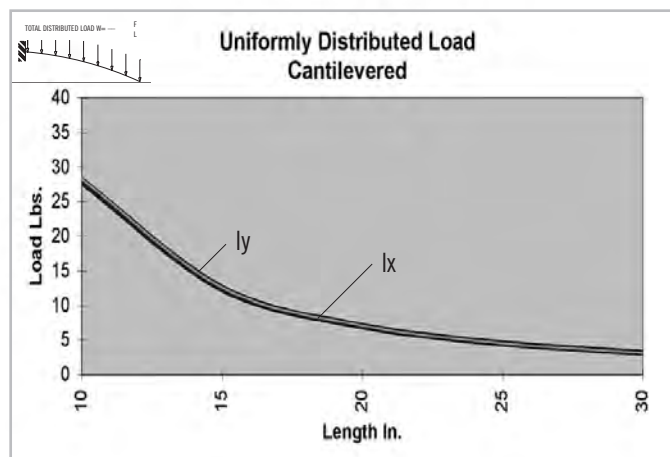
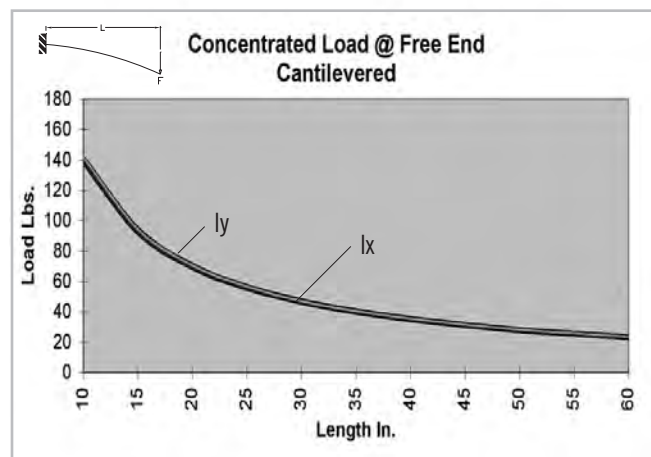
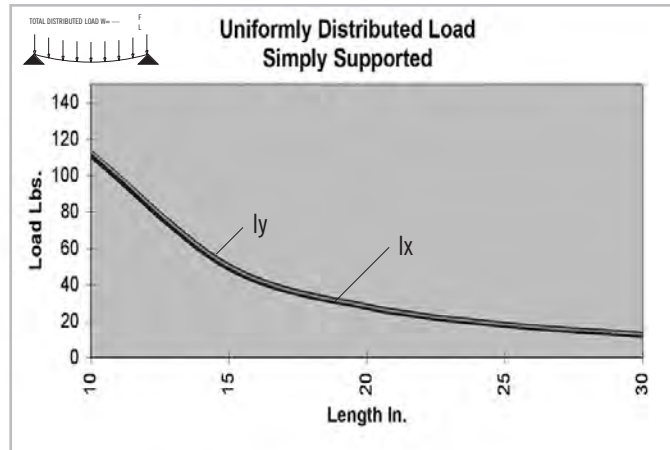
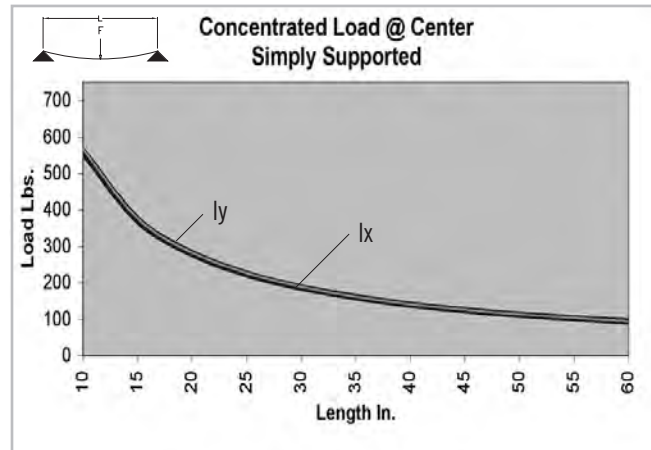
SPECIFICATIONS

Length	240" (6 m)
Weight	1.050 lbs/ft (1.563 kg/m)
Estimated Area	0.878 in ² (5.663 cm ²)
Moment of Inertia	Ix=.181 in ⁴ (7.533 cm ⁴) Iy=.183 in ⁴ (7.617 cm ⁴)

MACHINE SERVICES

CTL	660003
Single Access Hole	660028
Single Anchor Fastener	660020
Tap 5/16 -18	660034
Tap M8	660033
Tap 3/8 - 16	660009

BEAM SELECTION BY LOAD AND LENGTH

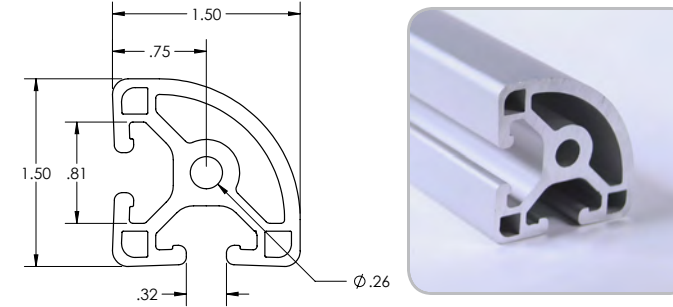


* Charts based on allowable loads related to yield strength with a margin of safety equal to five.

» For deflection equations see page 10

TS15-15QR

Item Number: 650041



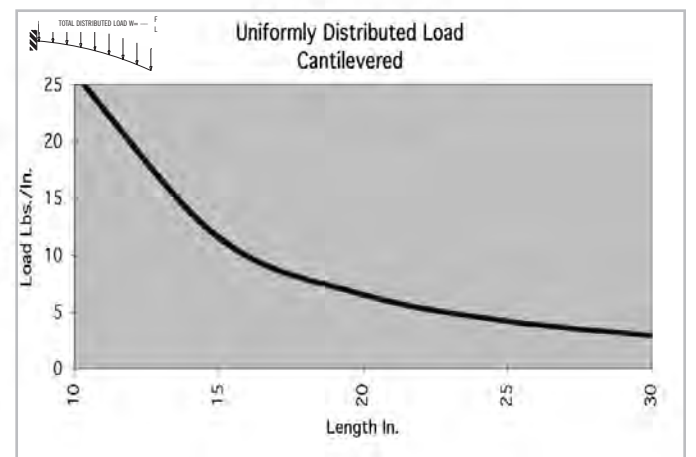
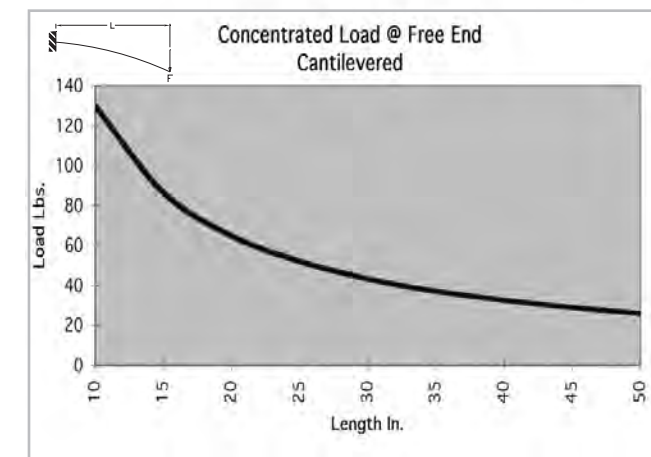
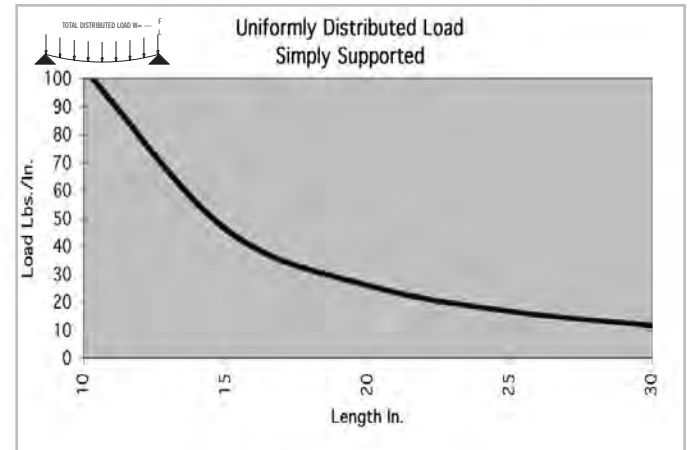
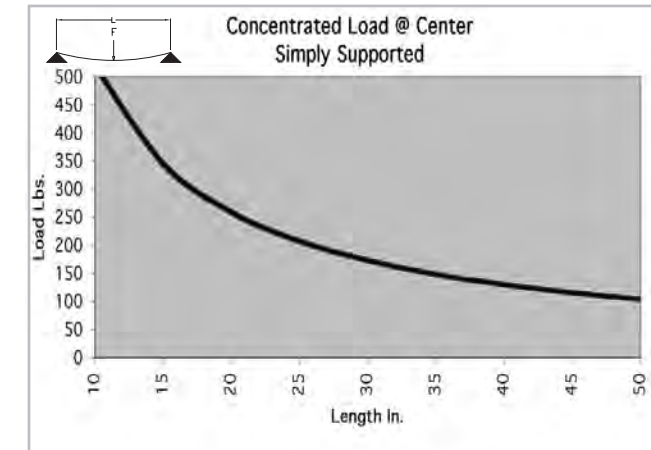
SPECIFICATIONS

Length	240" (6 m)
Weight	1.045 lbs/ft (1.56 kg/m)
Estimated Area	0.879 in ² (5.67 cm ²)
Moment of Inertia	Ix=.172 in ⁴ (7.16 cm ⁴) Iy=.172 in ⁴ (7.16 cm ⁴)

MACHINE SERVICES

CTL	660003
Single Access Hole	660028
Single Anchor Fastener	660020
Tap 5/16 -18	660034
Tap M8	660033
Tap 3/8 - 16	660009

BEAM SELECTION BY LOAD AND LENGTH

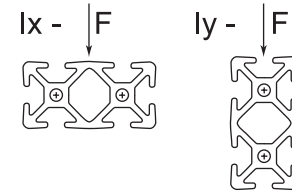


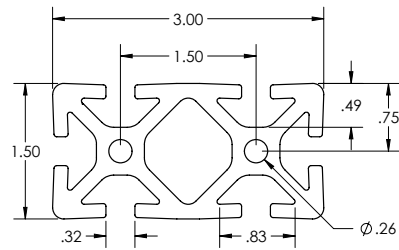


* Charts based on allowable loads related to yield strength with a margin of safety equal to five.

» For deflection equations see page 10

TS15-30

Clear Anodized - **650008**
Black Anodized - **650108**



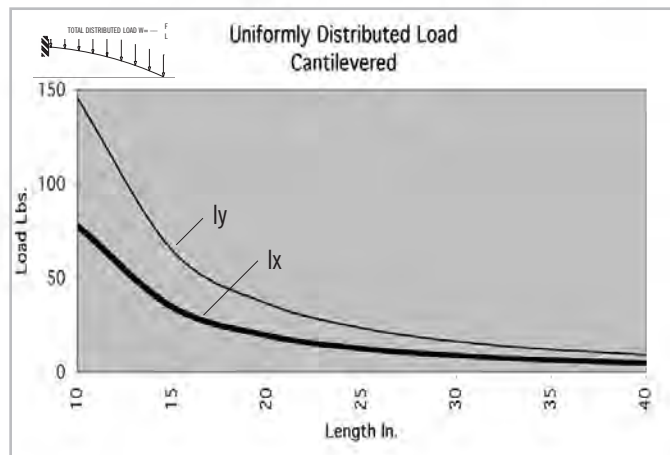
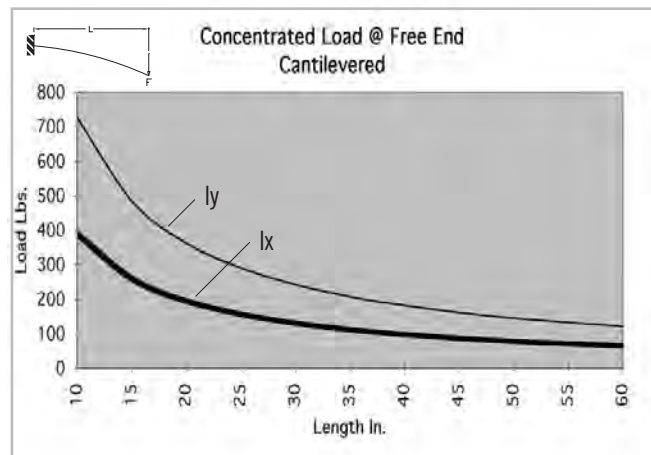
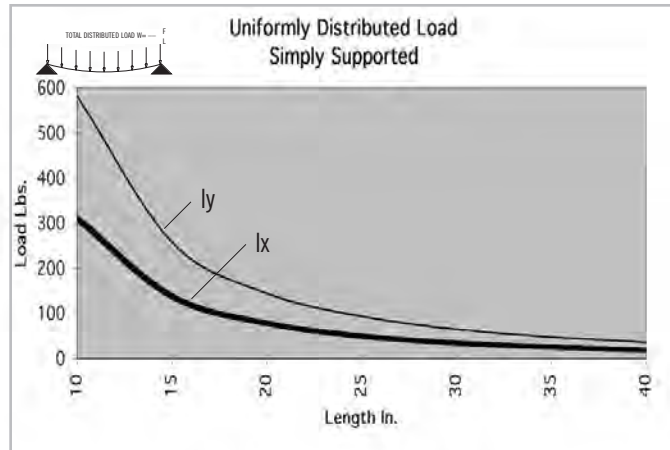
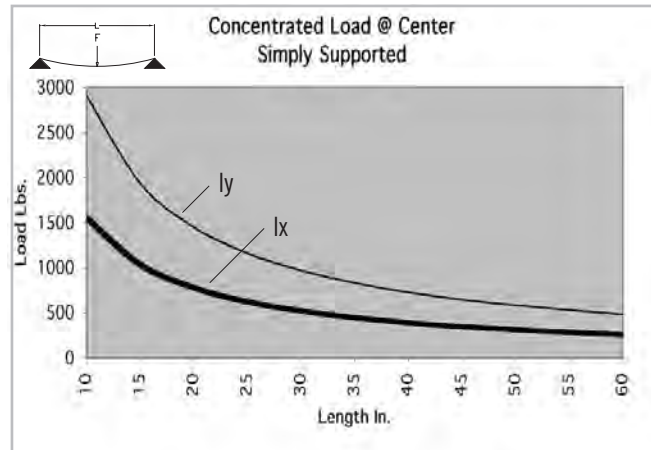
SPECIFICATIONS

Length	240" (6 m)
Weight	2.507 lbs/ft (3.731 kg/m)
Estimated Area	2.155 in ² (13.903 cm ²)
Moment of Inertia	$I_x = .502 \text{ in}^4$ (20.895 cm ⁴) $I_y = 1.877 \text{ in}^4$ (78.127 cm ⁴)

MACHINE SERVICES

CTL	660006
Single Access Hole	660028
Single Anchor Fastener	660020
Tap 5/16 -18	660024
Tap M8	660027

BEAM SELECTION BY LOAD AND LENGTH

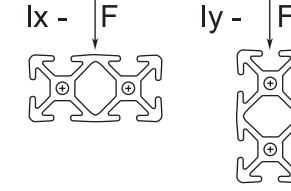

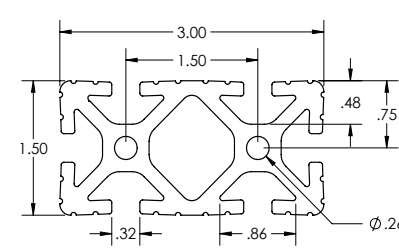


* Charts based on allowable loads related to yield strength with a margin of safety equal to five.

» For deflection equations see page 10

TS15-30 GR

Clear Anodized - **650082**



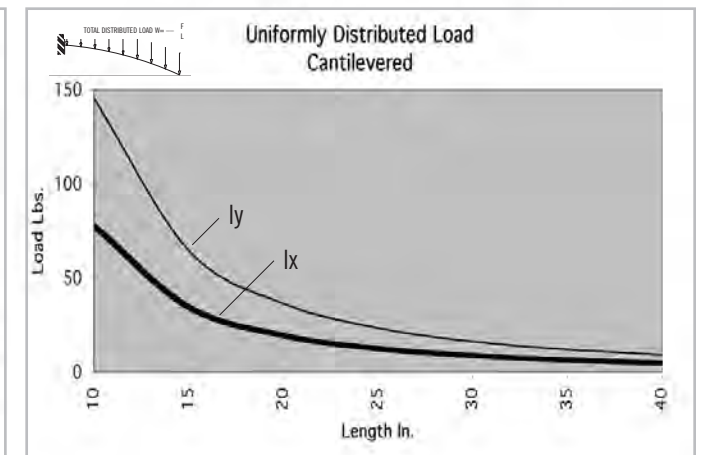
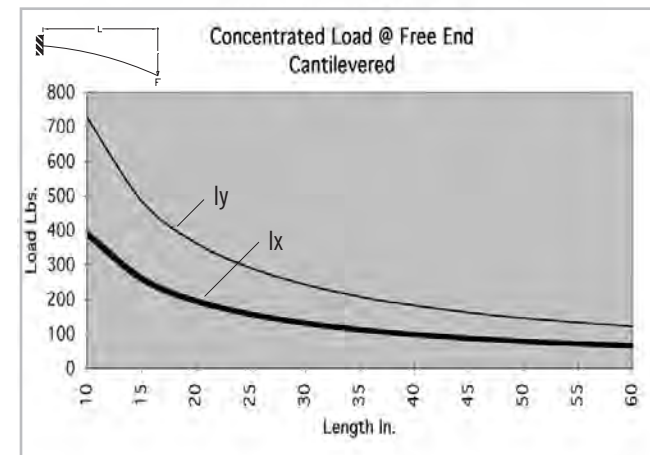
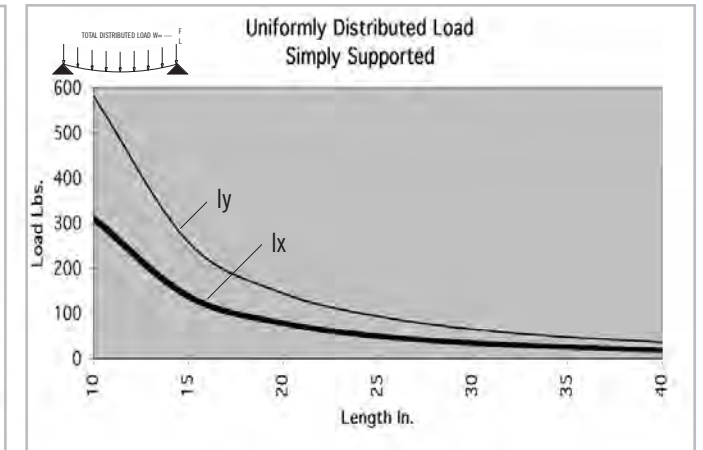
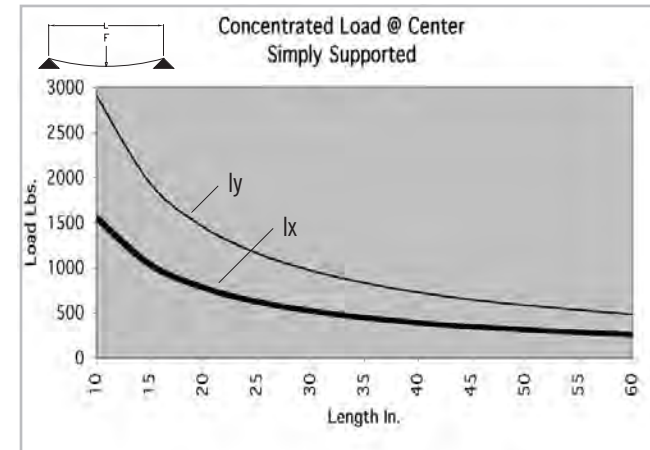
SPECIFICATIONS

Length	240" (6 m)
Weight	2.466 lbs/ft (3.670 kg/m)
Estimated Area	2.155 in ² (13.903 cm ²)
Moment of Inertia	$I_x = .502 \text{ in}^4$ (20.895 cm ⁴) $I_y = 1.877 \text{ in}^4$ (78.127 cm ⁴)

MACHINE SERVICES

CTL	660006
Single Access Hole	660028
Single Anchor Fastener	660020
Tap 5/16 -18	660024
Tap M8	660027

BEAM SELECTION BY LOAD AND LENGTH



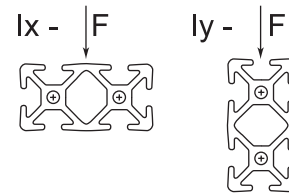

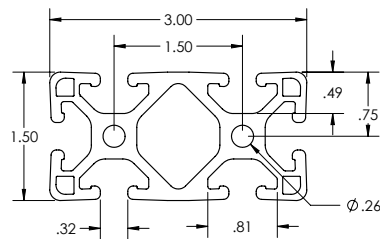
* Charts based on allowable loads related to yield strength with a margin of safety equal to five.

» For deflection equations see page 10

Fractional Extrusions

TS15-30L

Clear Anodized - **650009**
Black Anodized - **650109**



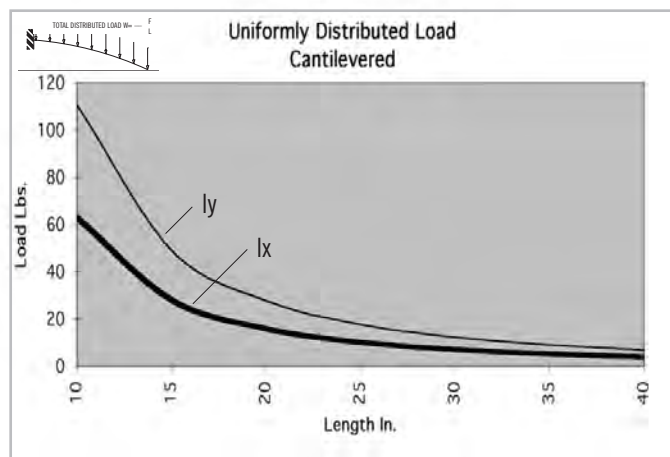
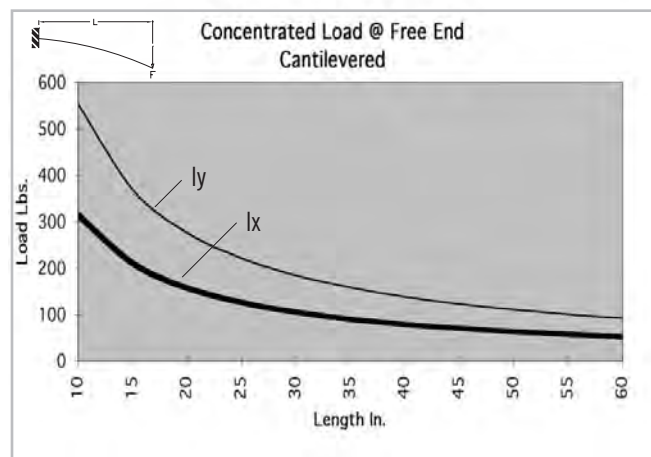
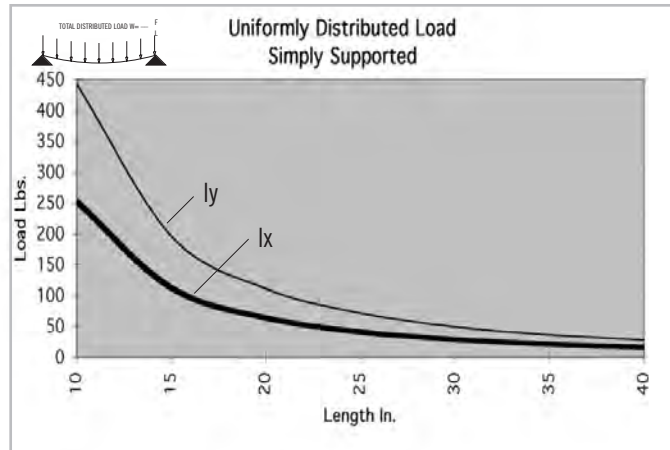
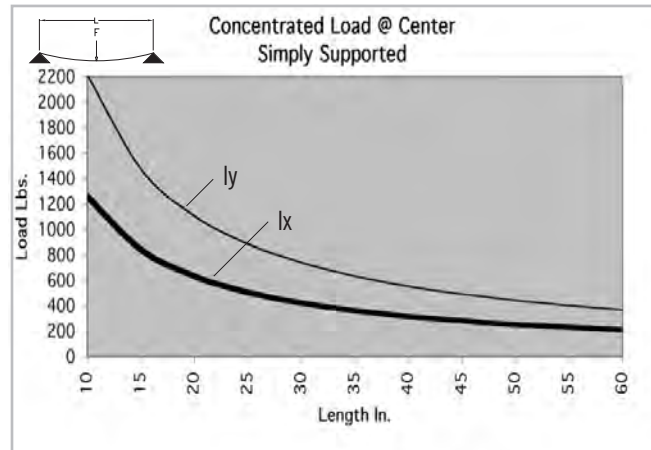
SPECIFICATIONS

Length	240" (6 m)
Weight	2.092 lbs/ft (3.113 kg/m)
Estimated Area	1.766 in ² (11.394 cm ²)
Moment of Inertia	lx= .408 in ⁴ (16.982 cm ⁴) ly= 1.431 in ⁴ (59.563 cm ⁴)

MACHINE SERVICES

CTL	660006
Single Access Hole	660028
Single Anchor Fastener	660020
Tap 5/16 -18	660024
Tap M8	660027

BEAM SELECTION BY LOAD AND LENGTH

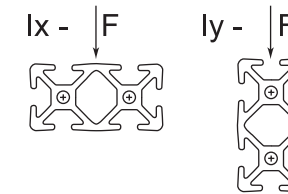

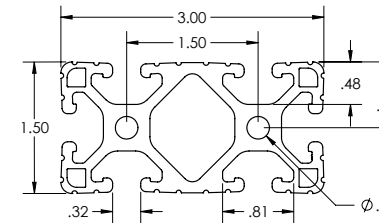


* Charts based on allowable loads related to yield strength with a margin of safety equal to five.

» For deflection equations see page 10

TS15-30L GR

Clear Anodized - **650047**



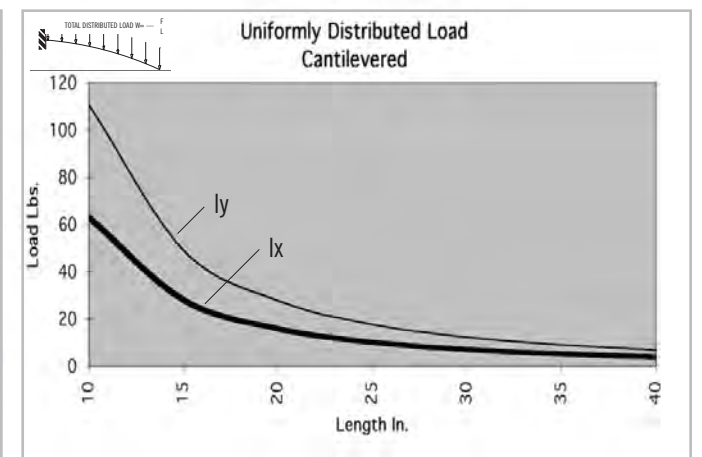
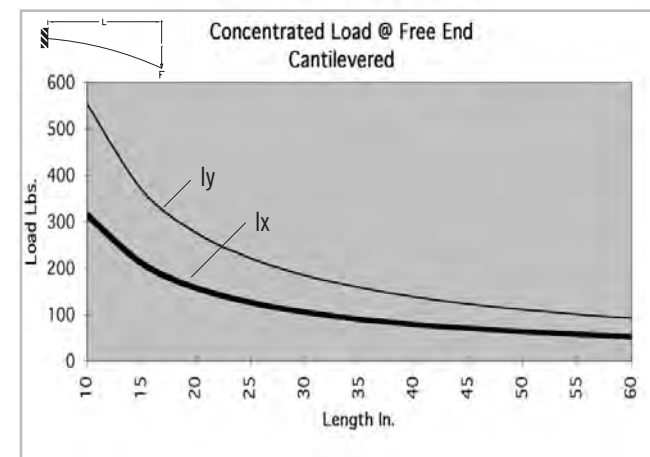
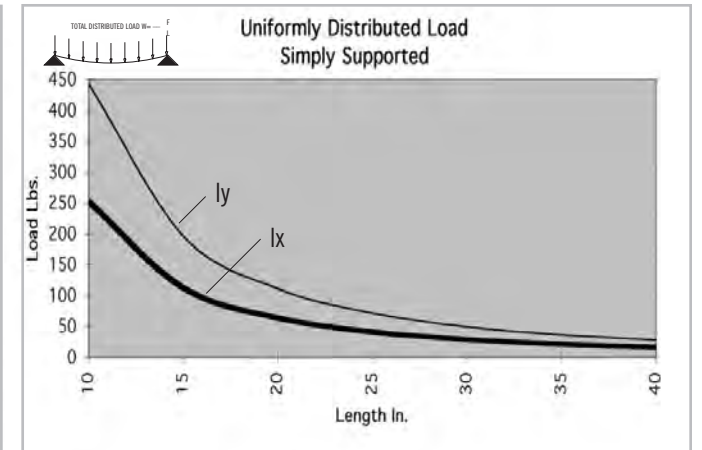
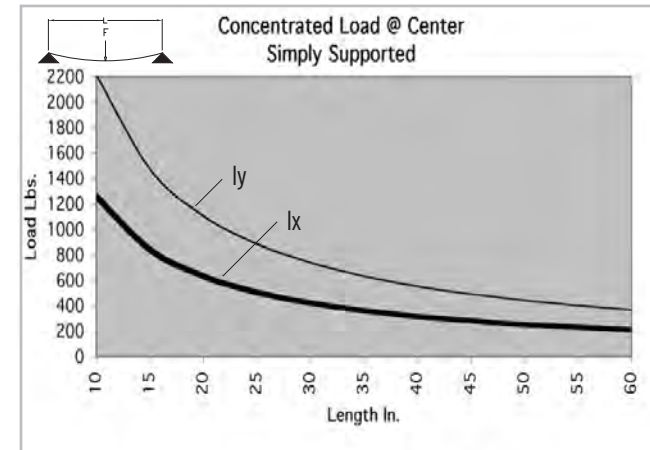
SPECIFICATIONS

Length	240" (6 m)
Weight	2.042 lbs/ft (3.039 kg/m)
Estimated Area	1.766 in ² (11.394 cm ²)
Moment of Inertia	lx= .408 in ⁴ (16.982 cm ⁴) ly= 1.431 in ⁴ (59.563 cm ⁴)

MACHINE SERVICES

CTL	660006
Single Access Hole	660028
Single Anchor Fastener	660020
Tap 5/16 -18	660024
Tap M8	660027

BEAM SELECTION BY LOAD AND LENGTH

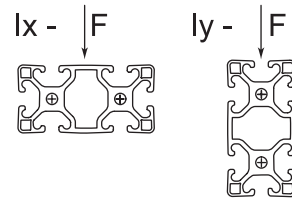

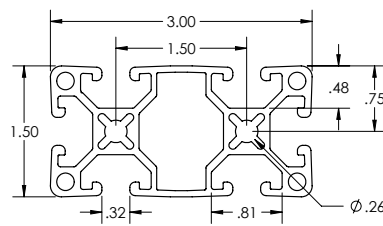


* Charts based on allowable loads related to yield strength with a margin of safety equal to five.

» For deflection equations see page 10

TS15-30VL

Clear Anodized - 650020



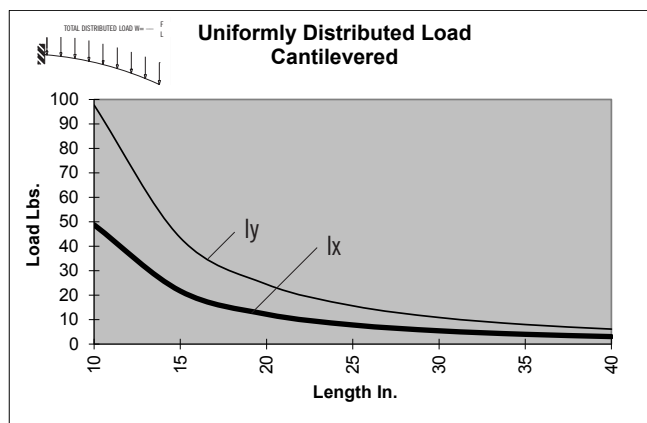
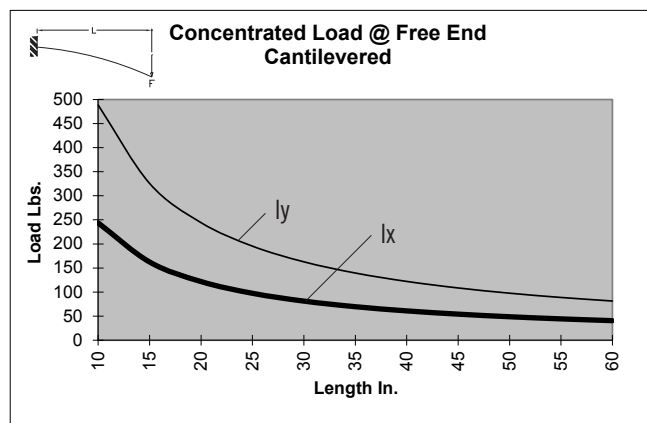
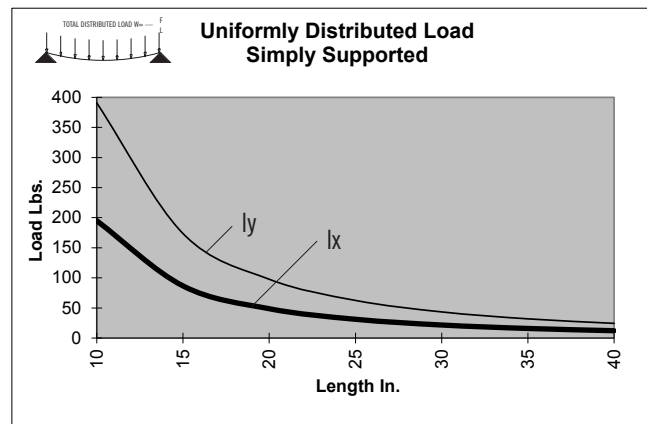
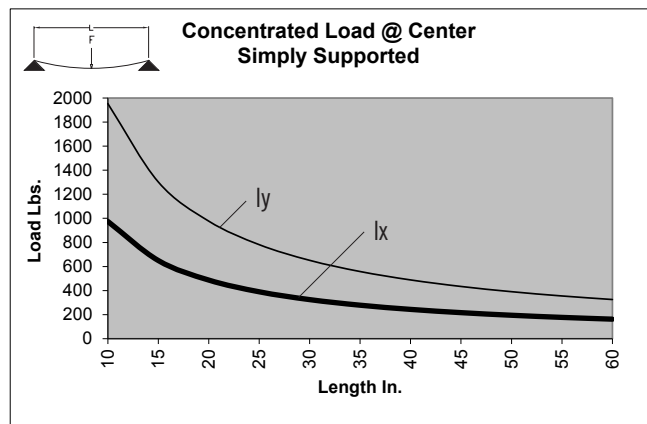
SPECIFICATIONS

Length	240" (6 m)
Weight	1.567 lbs/ft (2.333 kg/m)
Estimated Area	1.339 in ² (8.639 cm ²)
Moment of Inertia	$I_x = .315 \text{ in}^4$ (13.097 cm ⁴) $I_y = 1.263 \text{ in}^4$ (52.550 cm ⁴)

MACHINE SERVICES

CTL	660007
Single Access Hole	660028
Single Anchor Fastener	660020
Tap 5/16 -18	660010
Tap M8	660011

BEAM SELECTION BY LOAD AND LENGTH

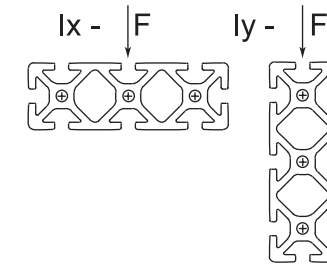

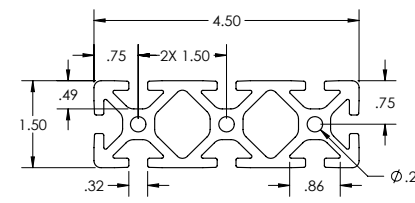


* Charts based on allowable loads related to yield strength with a margin of safety equal to five.

» For deflection equations see page 10

TS15-45

Clear Anodized - 650010



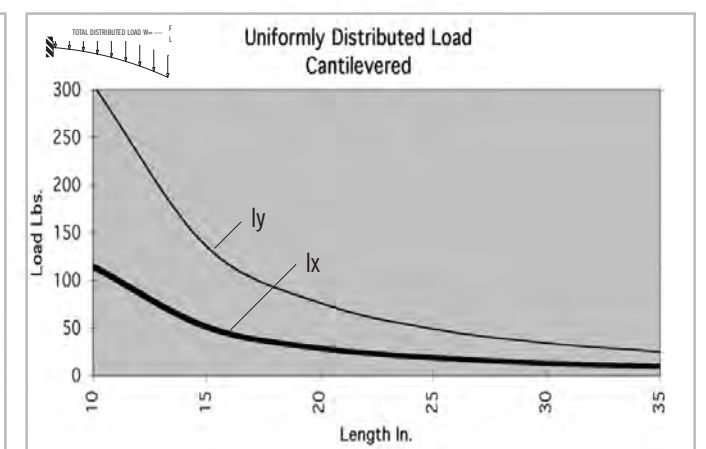
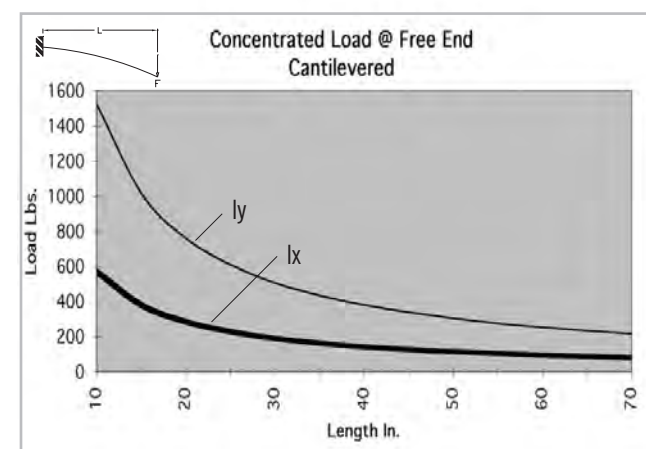
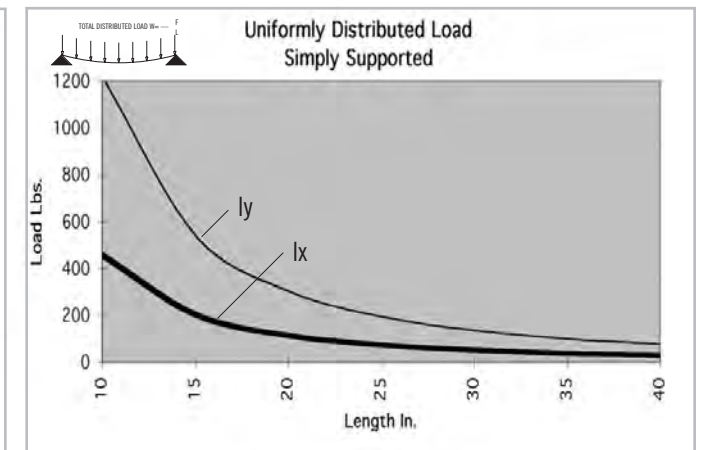
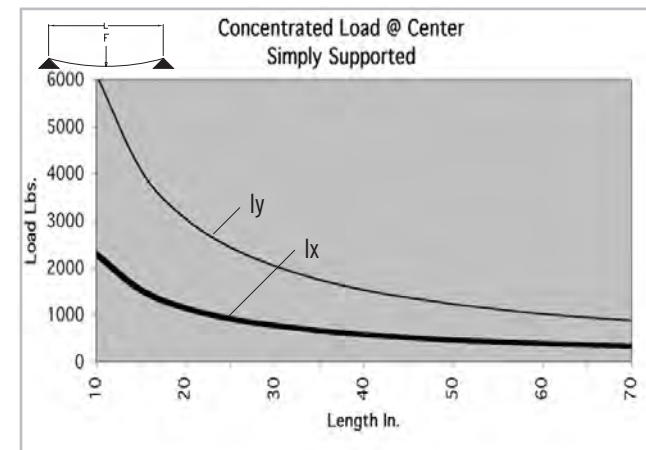
SPECIFICATIONS

Length	240" (6 m)
Weight	3.684 lbs/ft (5.482 kg/m)
Estimated Area	3.113 in ² (20.084 cm ²)
Moment of Inertia	$I_x = .739 \text{ in}^4$ (30.760 cm ⁴) $I_y = 5.913 \text{ in}^4$ (246.118 cm ⁴)

MACHINE SERVICES

CTL	660007
Single Access Hole	660028
Single Anchor Fastener	660020
Tap 5/16 -18	660010
Tap M8	660011

BEAM SELECTION BY LOAD AND LENGTH




* Charts based on allowable loads related to yield strength with a margin of safety equal to five.

» For deflection equations see page 10

TS30-30

Clear Anodized - 650012
Black Anodized - 650112



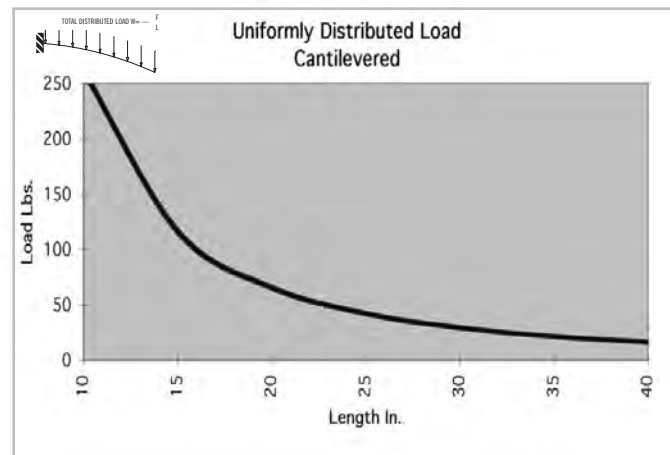
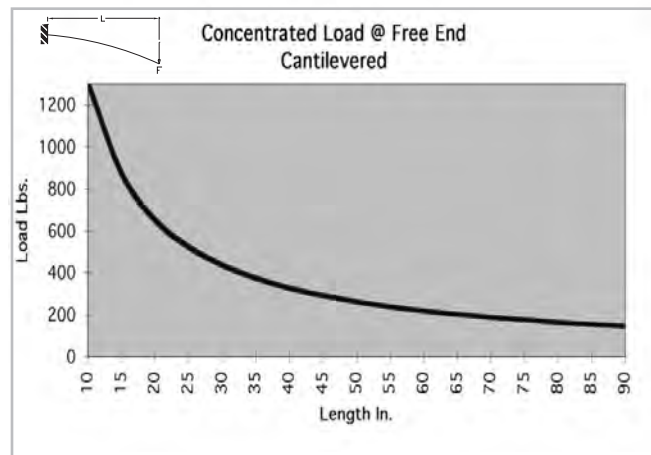
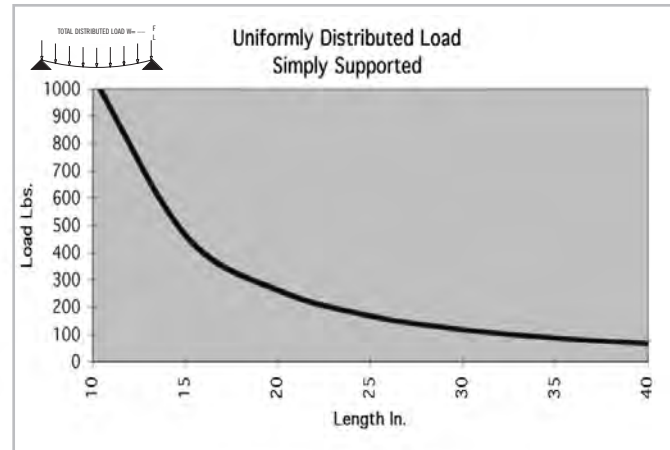
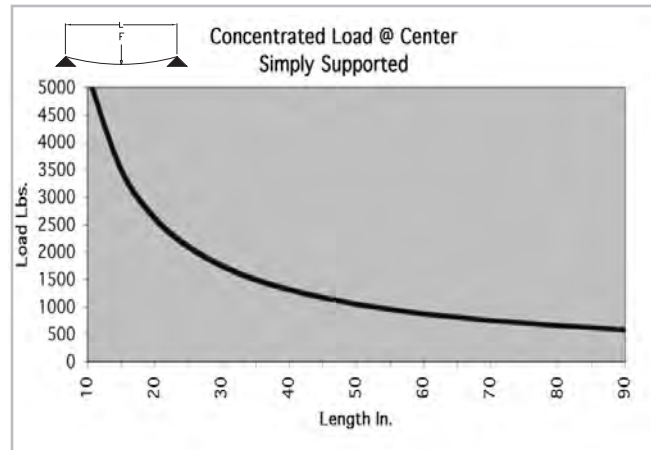
SPECIFICATIONS

Length	240" (6 m)
Weight	3.944 lbs/ft (5.869 kg/m)
Estimated Area	3.356 in ² (21.652 cm ²)
Moment of Inertia	$I_x=3.379 \text{ in}^4$ (140.645 cm ⁴) $I_y=3.379 \text{ in}^4$ (140.645 cm ⁴)

MACHINE SERVICES

CTL	660013
Single Access Hole	660028
Single Anchor Fastener	660020
Tap 5/16 -18	660031
Tap M8	660032

BEAM SELECTION BY LOAD AND LENGTH

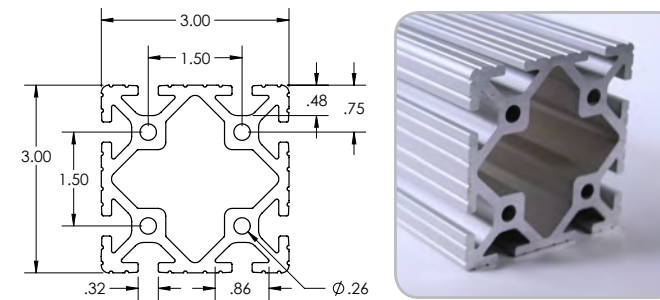


* Charts based on allowable loads related to yield strength with a margin of safety equal to five.

» For deflection equations see page 10

TS30-30 GR

Clear Anodized - 650083



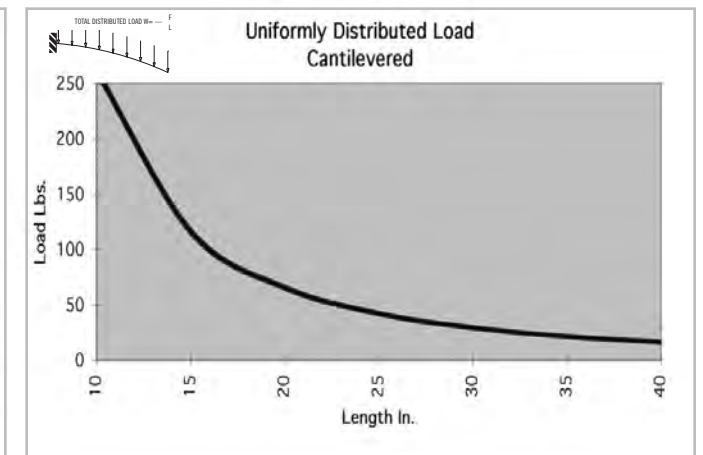
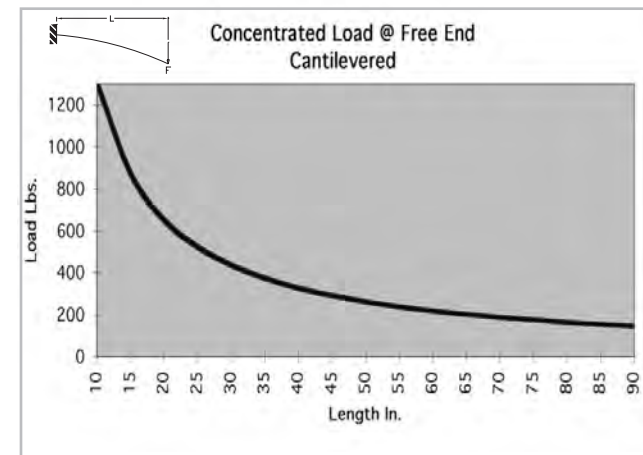
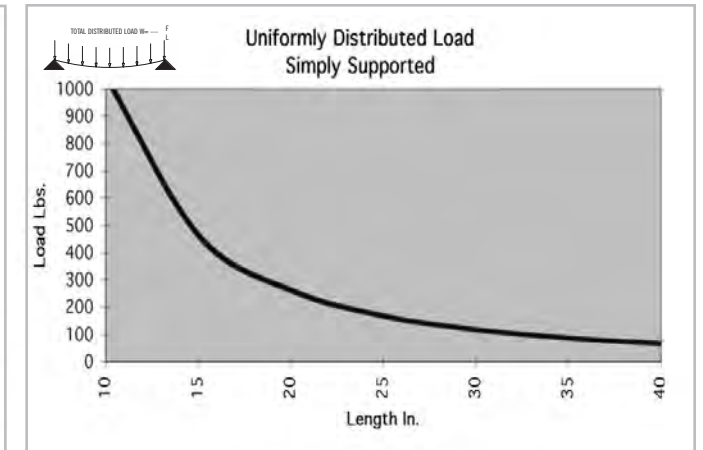
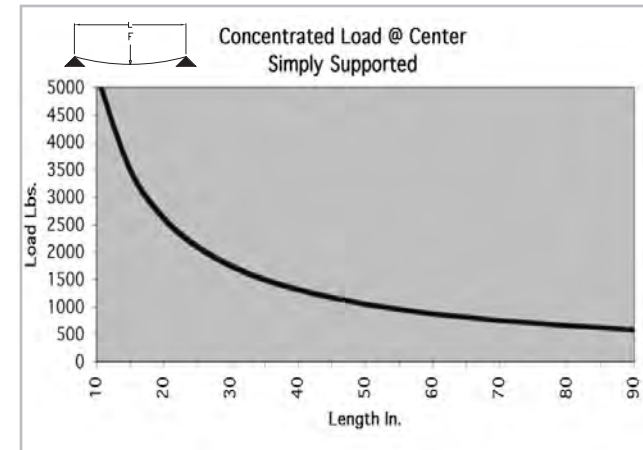
SPECIFICATIONS

Length	240" (6 m)
Weight	3.918 lbs/ft (5.831 kg/m)
Estimated Area	3.356 in ² (21.652 cm ²)
Moment of Inertia	$I_x=3.379 \text{ in}^4$ (140.645 cm ⁴) $I_y=3.379 \text{ in}^4$ (140.645 cm ⁴)

MACHINE SERVICES

CTL	660013
Single Access Hole	660028
Single Anchor Fastener	660020
Tap 5/16 -18	660031
Tap M8	660032

BEAM SELECTION BY LOAD AND LENGTH



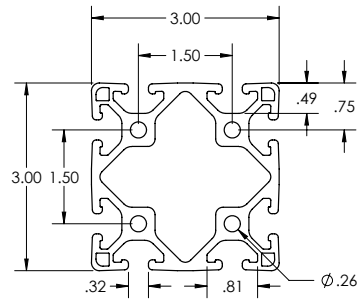


* Charts based on allowable loads related to yield strength with a margin of safety equal to five.

» For deflection equations see page 10

TS30-30L

Clear Anodized - **650013**
Black Anodized - **650113**



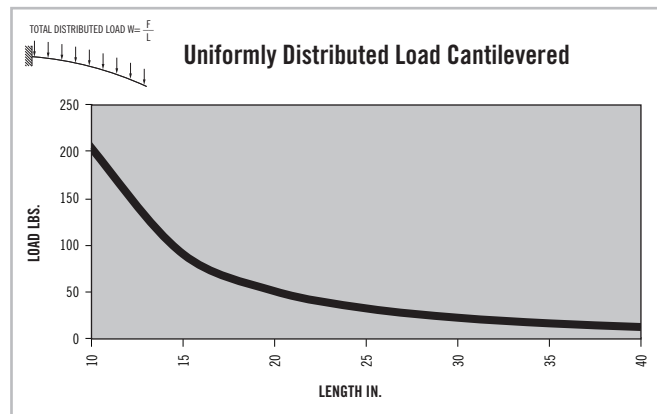
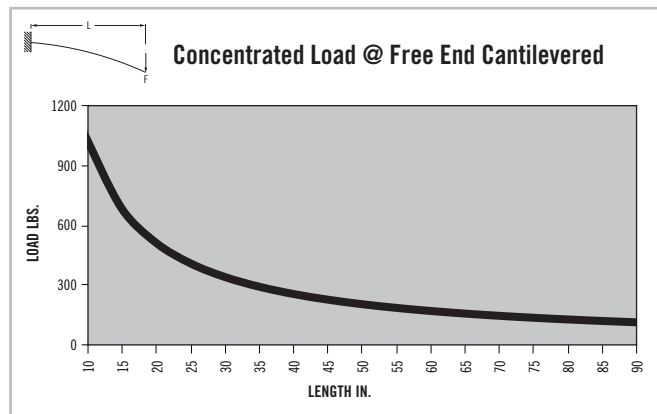
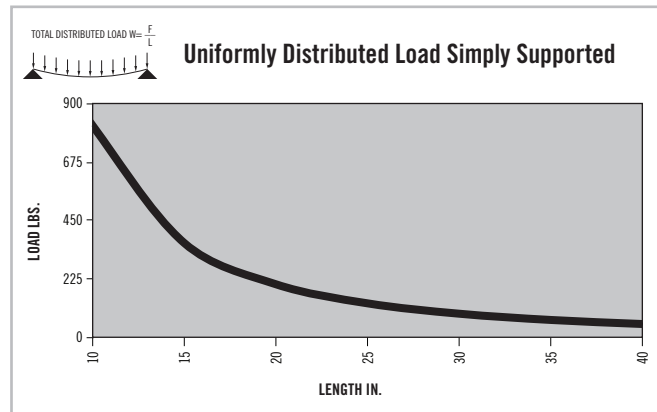
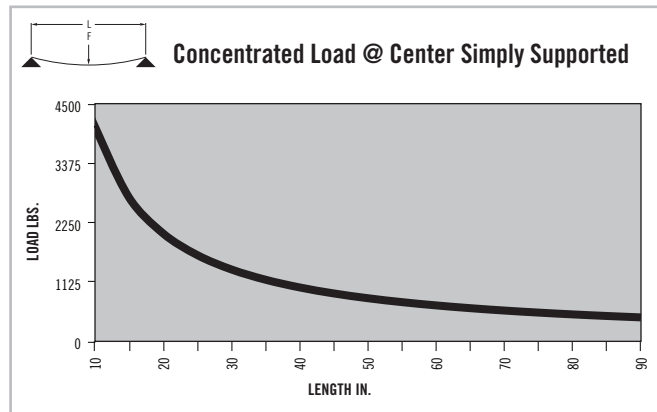
SPECIFICATIONS

Length	240" (6 m)
Weight	3.296 lbs/ft (4.905 kg/m)
Estimated Area	2.728 in ² (17.598 cm ²)
Moment of Inertia	$I_x=2.639$ in ⁴ (109.863 cm ⁴) $I_y=2.639$ in ⁴ (109.863 cm ⁴)

MACHINE SERVICES

CTL	660013
Single Access Hole	660028
Single Anchor Fastener	660020
Tap 5/16 -18	660031
Tap M8	660032

BEAM SELECTION BY LOAD AND LENGTH


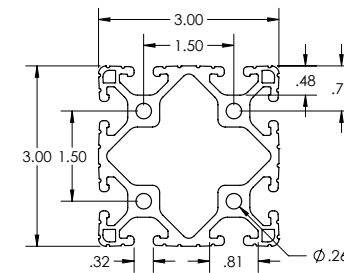


* Charts based on allowable loads related to yield strength with a margin of safety equal to five.

» For deflection equations see page 10

TS30-30LGR

Clear Anodized - **650084**



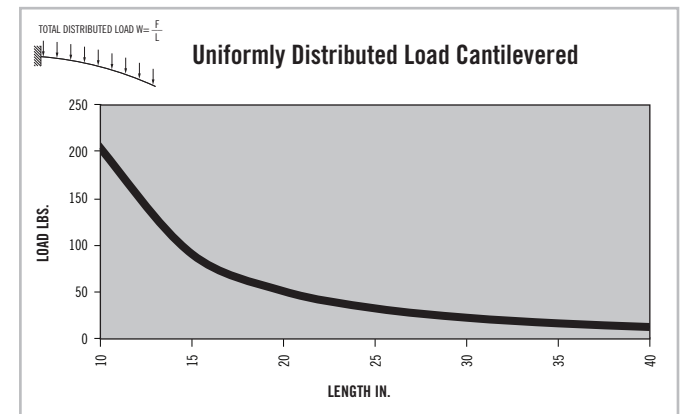
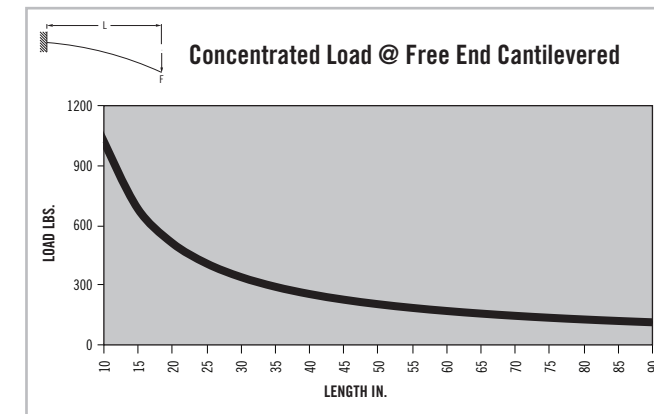
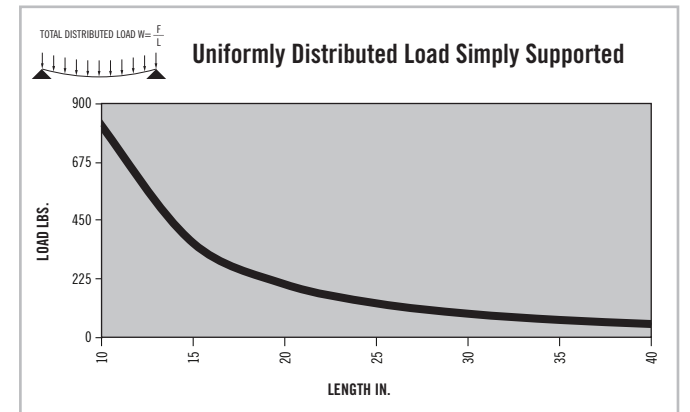
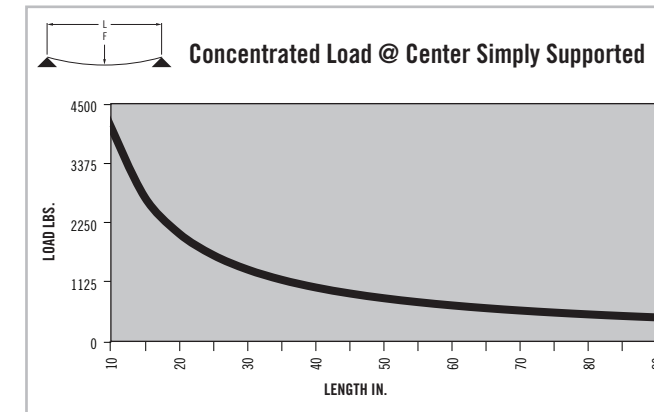
SPECIFICATIONS

Length	240" (6 m)
Weight	3.296 lbs/ft (4.905 kg/m)
Estimated Area	2.728 in ² (17.598 cm ²)
Moment of Inertia	$I_x=2.639$ in ⁴ (109.863 cm ⁴) $I_y=2.639$ in ⁴ (109.863 cm ⁴)

MACHINE SERVICES

CTL	660013
Single Access Hole	660028
Single Anchor Fastener	660020
Tap 5/16 -18	660031
Tap M8	660032

BEAM SELECTION BY LOAD AND LENGTH

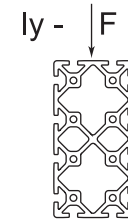
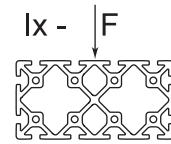

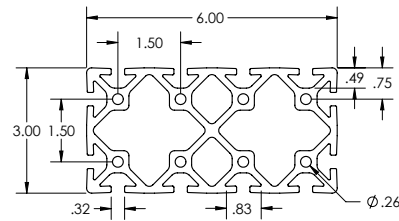


* Charts based on allowable loads related to yield strength with a margin of safety equal to five.

» For deflection equations see page 10

TS30-60

Clear Anodized - 650042



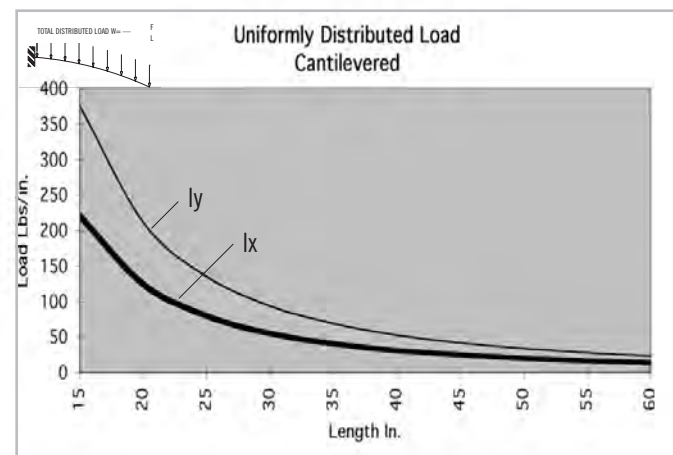
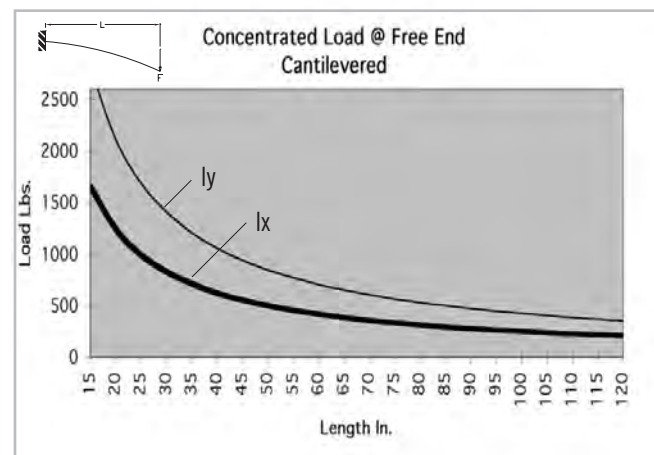
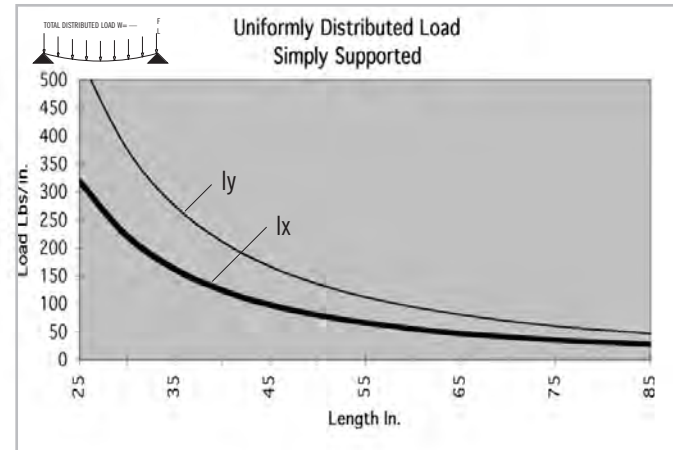
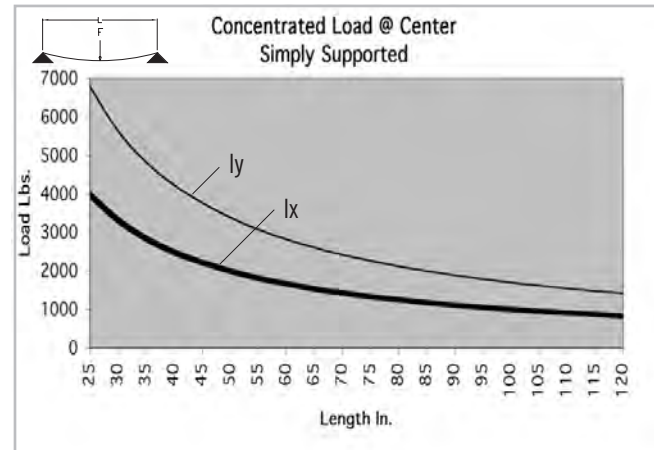
SPECIFICATIONS

Length	240" (6 m)
Weight	7.198 lbs/ft (10.712 kg/m)
Estimated Area	6.219 in ² (40.123 cm ²)
Moment of Inertia	I _x =6.4300 in ⁴ (267.637 cm ⁴)
		I _y =21.8559 in ⁴ (909.711 cm ⁴)

MACHINE SERVICES

CTL	660008
Single Access Hole	660028
Single Anchor Fastener	660020

BEAM SELECTION BY LOAD AND LENGTH



* Charts based on allowable loads related to yield strength with a margin of safety equal to five.

» For deflection equations see page 10

CONTENT

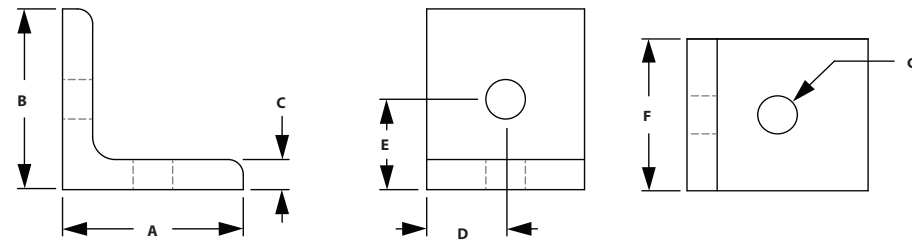

03 TSLOTS Brackets

Corner Brackets & Gussets	56-68
Joining Strips & Plates	69-75
Tee Joining Plates	76-78
Cross Plates	79-80
Angle Joining Plates	81-87
Transition Brackets & Strips	88-92

03 BRACKETS FRACTIONAL

Fractional Brackets

2 HOLE INSIDE CORNER BRACKET

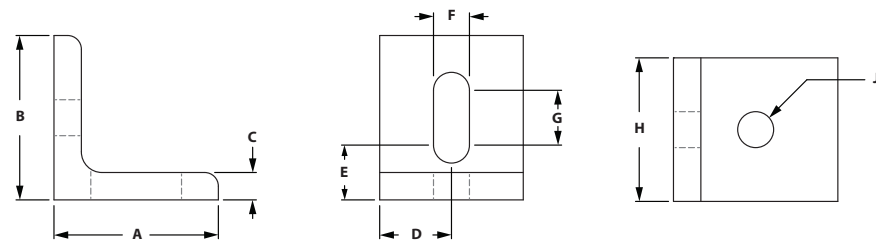



ITEM#	SERIES	A	B	C	D	E	F	G
653047	10	1.000"	1.000"	.125"	.500"	.500"	.875"	.257"
653056	10	1.000"	1.000"	.188"	.500"	.500"	.875"	.257"
653136	15	1.500"	1.500"	.250"	.750"	.750"	1.300"	.328"

RECOMMENDED FASTENERS

ITEM#	BRACKET	QTY	BOLT	TNUT
651166	653047	2	1/4-20 x 3/8" FBHSCS	Economy
651171	653056	2	1/4-20 x 1/2" BHSCS	Economy
651129	653136	2	5/16-18 x 11/16" FBHSCS	Economy

2 HOLE SLOTTED CORNER BRACKET

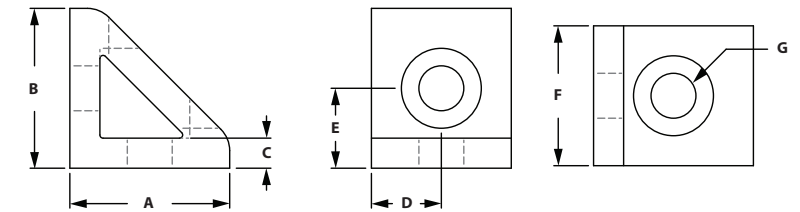


ITEM#	SERIES	A	B	C	D	E	F	G	H	J
653126	10	1.000"	1.000"	.188"	.438"	.500"	.281"	.188"	.875"	.281"
653133	15	1.500"	1.500"	.250"	.655"	.500"	.328"	.500"	1.310"	.328"

RECOMMENDED FASTENERS

ITEM#	SERIES	QTY	BOLT	TNUT
651171	10	2	1/4-20 x 1/2" BHSCS	Economy
651129	15	2	5/16-18 x 11/16" FBHSCS	Economy

2 HOLE INSIDE CORNER GUSSET

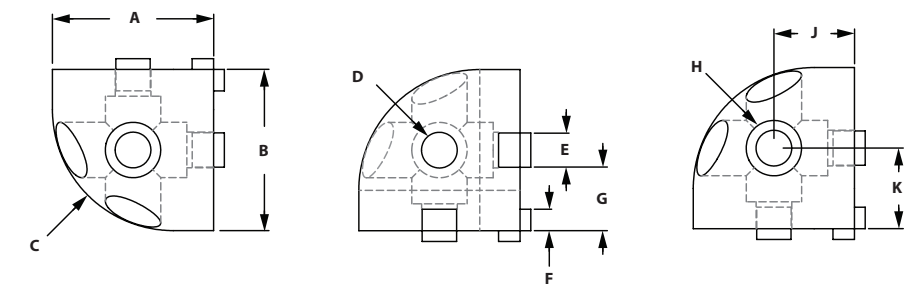


ITEM#	SERIES	A	B	C	D	E	F	G
653069	10	1.000"	1.000"	.188"	.438"	.500"	.875"	.281"
653165	15	1.500"	1.500"	.250"	.655"	.750"	1.310"	.328"

RECOMMENDED FASTENERS

ITEM#	SERIES	QTY	BOLT	TNUT
651171	10	2	1/4-20 x 1/2" BHSCS	Economy
651129	15	2	5/16-18 x 11/16" FBHSCS	Economy

ROUNDED TRI CORNER



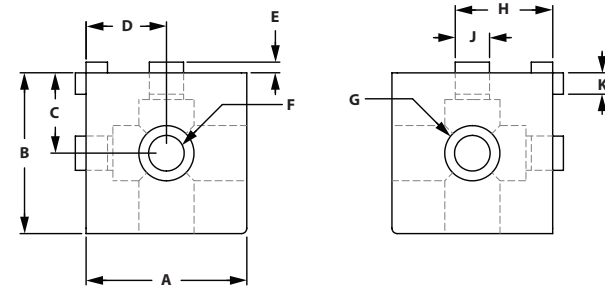
ITEM#	SERIES	A	B	C	D	E	F	G	H	J	K
653034	10	1.000"	1.000"	.750"	.257"	.244"	.117"	.378"	.406"	.500"	.500"
653257	15	1.500"	1.500"	1.125"	.328"	.310"	.200"	.595"	.515"	.750"	.750"

RECOMMENDED FASTENERS

ITEM#	SERIES	QTY	BOLT
651003	10	3	1/4-20 x 1" LHSCHS
651004	15	3	5/16-18 x 1" LHSCHS

Fractional Brackets

SQUARE TRI CORNER

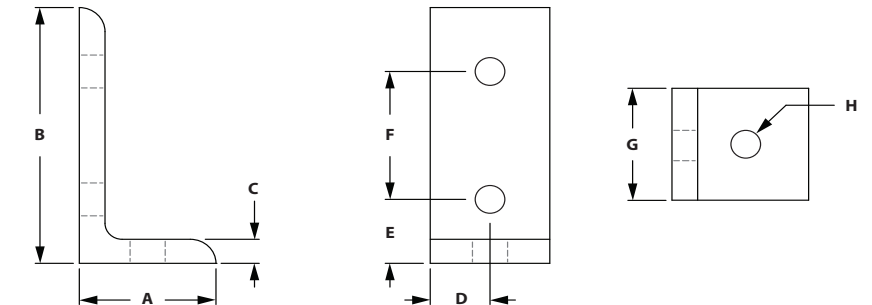


ITEM#	SERIES	A	B	C	D	E	F	G	H	J	K
653035	10	1.000"	1.000"	.500"	.500"	.087"	.257"	.406"	.378"	.244"	.117"
653258	15	1.500"	1.500"	.750"	.750"	.110"	.328"	.515"	.595"	.310"	.200"

RECOMMENDED FASTENERS

ITEM#	SERIES	QTY	BOLT	TNUT
651003	10	3	1/4-20 x 1" LHSCS	
651004	15	3	5/16-18 x 1-1/4" LHSCS	

3 HOLE INSIDE CORNER BRACKET

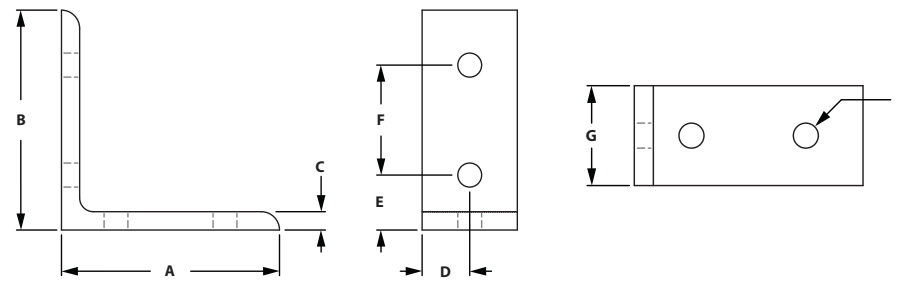


ITEM#	SERIES	A	B	C	D	E	F	G	H
653107	10	1.000"	2.000"	.188"	.438"	.500"	1.000"	.875"	.281"
653204	15	1.500"	3.000"	.250"	.655"	.750"	1.500"	1.310"	.328"

RECOMMENDED FASTENERS

ITEM#	SERIES	QTY	BOLT	TNUT
651171	10	3	1/4-20 x 1/2" BHSCS	Economy
651129	15	3	5/16-18 x 11/16" FBHSCS	Economy

4 HOLE VERTICAL INSIDE CORNER BRACKET

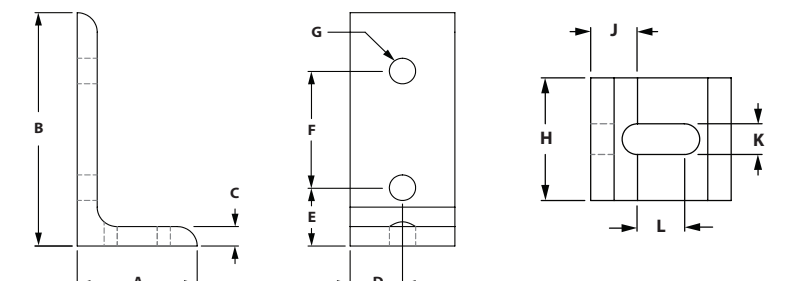


ITEM#	SERIES	A	B	C	D	E	F	G	H
653052	10	2.000"	2.000"	.188"	.438"	.500"	1.000"	.875"	.281"
653045	10	2.500"	2.500"	.188"	.438"	.750"	1.000"	.875"	.257"
653135	15	3.000"	3.000"	.250"	.655"	.750"	1.500"	1.310"	.328"

RECOMMENDED FASTENERS

ITEM#	SERIES	QTY	BOLT	TNUT
651171	10	2	1/4-20 x 1/2" BHSCS	Economy
651129	15	2	5/16-18 x 11/16" FBHSCS	Economy

3 HOLE SLOTTED INSIDE CORNER BRACKET



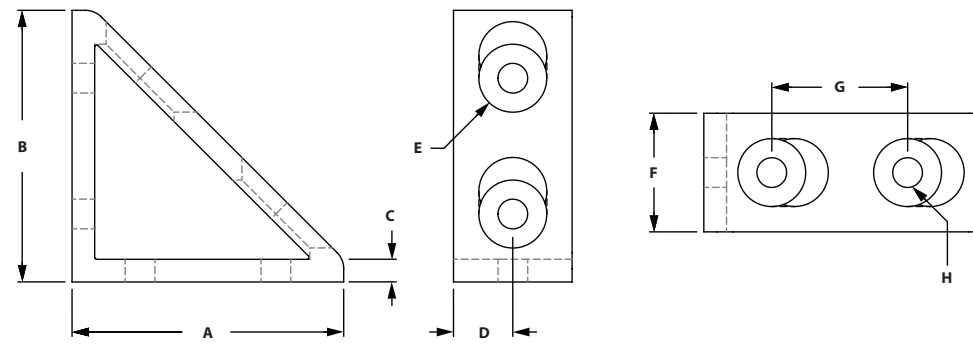

ITEM#	SERIES	A	B	C	D	E	F	G	H	J	K	L
653123	10	1.000"	2.000"	.188"	.438"	.500"	1.000"	.281"	.875"	.500"	.281"	.188"
653128	15	1.500"	3.000"	.250"	.655"	.750"	1.500"	.328"	1.310"	.500"	.328"	.500"

RECOMMENDED FASTENERS

ITEM#	SERIES	QTY	BOLT	TNUT
651171	10	3	1/4-20 x 1/2" BHSCS	Economy
651129	15	3	5/16-18 x 11/16" FBHSCS	Economy

Fractional Brackets

4 HOLE VERTICAL INSIDE CORNER GUSSET

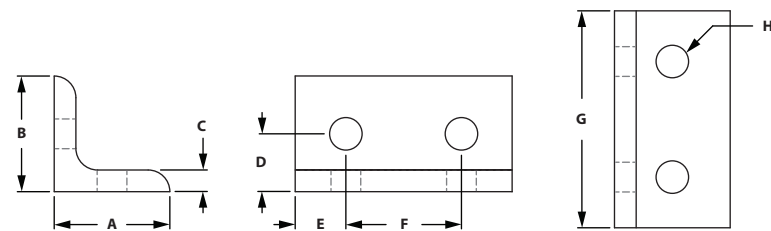



ITEM#	SERIES	A	B	C	D	E	F	G	H
653073	10	2.000"	2.000"	.188"	.438"	.500"	.875"	1.000"	.281"
653169	15	3.000"	3.000"	.250"	.655"	.750"	1.310"	1.500"	.328"

RECOMMENDED FASTENERS

ITEM#	SERIES	QTY	BOLT	TNUT
651171	10	4	1/4-20 x 1/2" BHSCS	Economy
651129	15	4	5/16-18 x 11/16" FBHSCS	Economy

4 HOLE HORIZONTAL INSIDE CORNER BRACKET

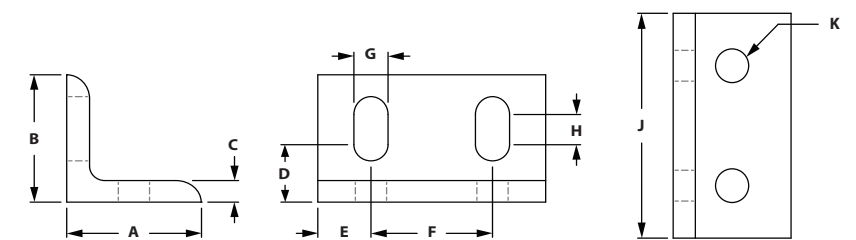


ITEM#	SERIES	A	B	C	D	E	F	G	H
653050	10	1.000"	1.000"	.188"	.500"	.438"	1.000"	1.875"	.281"
653137	15	1.500"	1.500"	.250"	.750"	.655"	1.500"	2.810"	.250"

RECOMMENDED FASTENERS

ITEM#	SERIES	QTY	BOLT	TNUT
651171	10	4	1/4-20 x 1/2" BHSCS	Economy
651129	15	4	5/16-18 x 11/16" FBHSCS	Economy

4 HOLE HORIZONTAL SLOTTED INSIDE CORNER BRACKET

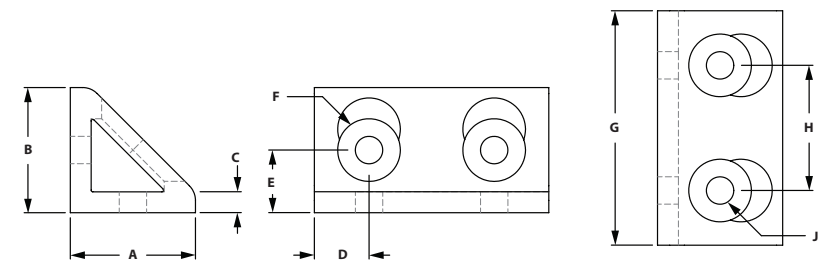



ITEM#	SERIES	A	B	C	D	E	F	G	H	J	K
653125	10	1.000"	1.000"	.188"	.500"	.438"	1.000"	.281"	.188"	1.875"	.281"
653132	15	1.500"	1.500"	.250"	.750"	.655"	1.500"	.328"	.500"	2.810"	.328"

RECOMMENDED FASTENERS

ITEM#	SERIES	QTY	BOLT	TNUT
651171	10	4	1/4-20 x 1/2" BHSCS	Economy
651129	15	4	5/16-18 x 11/16" FBHSCS	Economy

4 HOLE HORIZONTAL INSIDE CORNER GUSSET



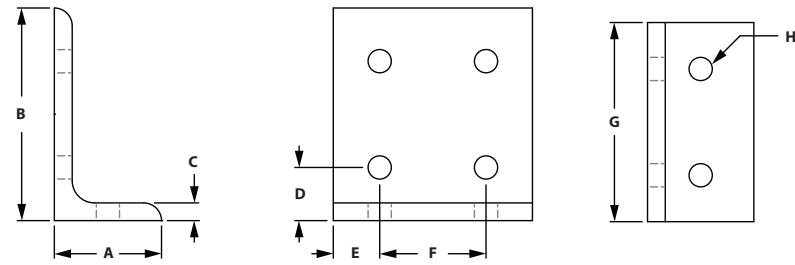
ITEM#	SERIES	A	B	C	D	E	F	G	H	J
653071	10	1.000"	1.000"	.188"	.438"	.500"	.500"	1.875"	1.000"	.281"
653167	15	1.500"	1.500"	.250"	.655"	.750"	.750"	2.810"	1.500"	.328"

RECOMMENDED FASTENERS

ITEM#	SERIES	QTY	BOLT	TNUT
651171	10	4	1/4-20 x 1/2" BHSCS	Economy
651129	15	4	5/16-18 x 11/16" FBHSCS	Economy

Fractional Brackets

6 HOLE INSIDE CORNER BRACKET

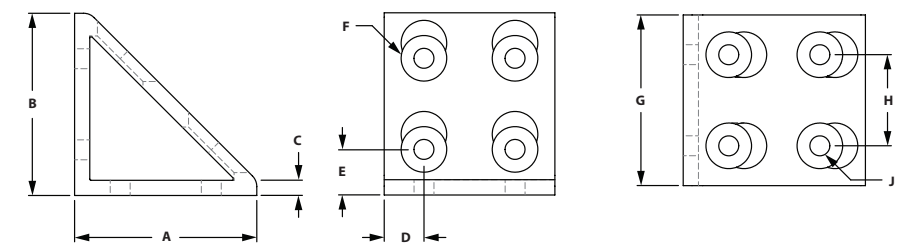


ITEM#	SERIES	A	B	C	D	E	F	G	H
653106	10	1.000"	2.000"	.188"	.500"	.438"	1.000"	1.875"	.281"
653203	15	1.500"	3.000"	.250"	.750"	.655"	1.500"	2.810"	.328"

RECOMMENDED FASTENERS

ITEM#	SERIES	QTY	BOLT	TNUT
651171	10	6	1/4-20 x 1/2" BHSCS	Economy
651129	15	6	5/16-18 x 11/16" FBHSCS	Economy

8 HOLE VERTICAL INSIDE CORNER GUSSET

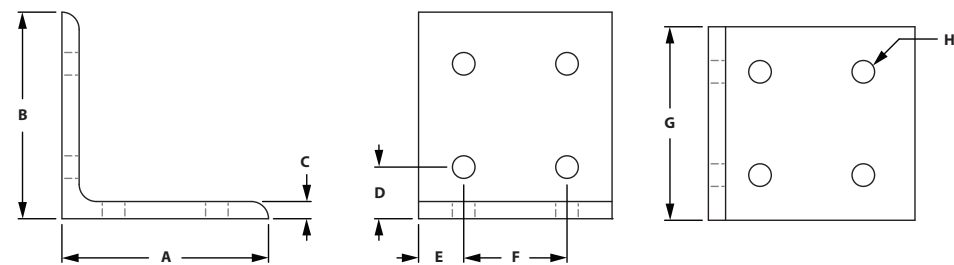


ITEM#	SERIES	A	B	C	D	E	F	G	H	J
653075	10	2.000"	2.000"	.188"	.438"	.500"	.500"	1.875"	1.000"	.281"
653171	15	3.000"	3.000"	.250"	.655"	.750"	.750"	2.810"	1.500"	.328"

RECOMMENDED FASTENERS

ITEM#	SERIES	QTY	BOLT	TNUT
651171	10	8	1/4-20 x 1/2" BHSCS	Economy
651129	15	8	5/16-18 x 11/16" FBHSCS	Economy

8 HOLE VERTICAL INSIDE CORNER BRACKET

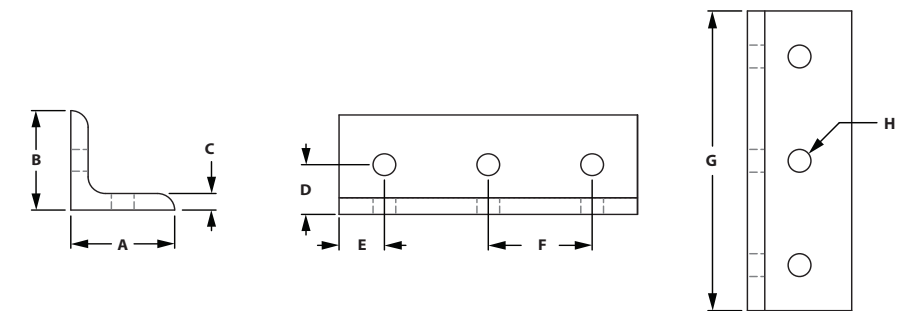


ITEM#	SERIES	A	B	C	D	E	F	G	H
653051	10	2.000"	2.000"	.188"	.500"	.438"	1.000"	1.875"	.281"
653138	15	3.000"	3.000"	.250"	.750"	.655"	1.500"	2.810"	.250"

RECOMMENDED FASTENERS

ITEM#	SERIES	QTY	BOLT	TNUT
651171	10	8	1/4-20 x 1/2" BHSCS	Economy
651129	15	8	5/16-18 x 11/16" FBHSCS	Economy

6 HOLE HORIZONTAL INSIDE CORNER BRACKET



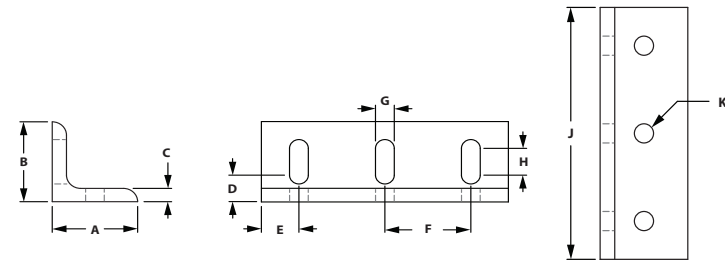
ITEM#	SERIES	A	B	C	D	E	F	G	H
653014	10	1.000"	1.000"	.188"	.500"	.438"	1.000"	2.880"	.281"
653237	15	1.500"	1.500"	.250"	.750"	.655"	1.500"	4.310"	.328"

RECOMMENDED FASTENERS

ITEM#	SERIES	QTY	BOLT	TNUT
651171	10	6	1/4-20 x 1/2" BHSCS	Economy
651129	15	6	5/16-18 x 11/16" FBHSCS	Economy

Fractional Brackets

6 HOLE HORIZONTAL SLOTTED INSIDE CORNER BRACKET

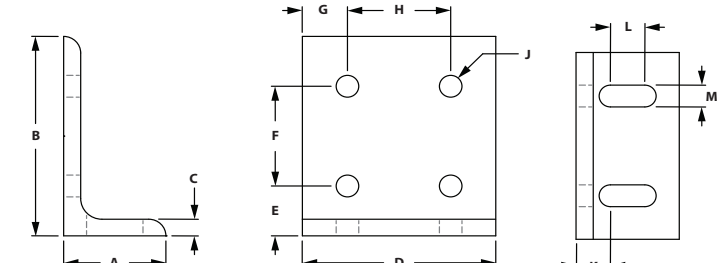


ITEM#	SERIES	A	B	C	D	E	F	G	H	J	K
653127	10	1.000"	1.000"	.188"	.500"	.438"	1.000"	.281"	.188"	2.875"	.281"
653134	15	1.500"	1.500"	.250"	.750"	.655"	1.500"	.328"	.500"	4.310"	.328"

RECOMMENDED FASTENERS

ITEM#	SERIES	QTY	BOLT	TNUT
651171	10	6	1/4-20 x 1/2" BHSCS	Economy
651129	15	6	5/16-18 x 11/16" FBHSCS	Economy

6 HOLE VERTICAL SLOTTED INSIDE CORNER BRACKET

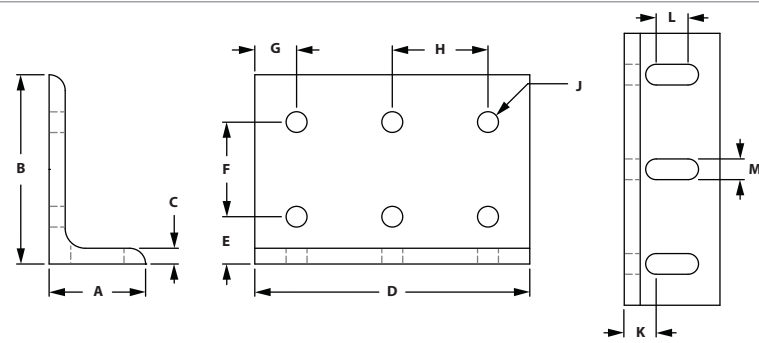


ITEM#	SERIES	A	B	C	D	E	F	G	H	J	K	L	M
653131	10	1.000"	2.000"	.188"	1.875"	.500"	1.000"	.438"	1.000"	.281"	.500"	.188"	.281"
653130	15	1.500"	3.000"	.250"	2.810"	.750"	1.500"	.655"	1.500"	.328"	.750"	.500"	.328"

RECOMMENDED FASTENERS

ITEM#	SERIES	QTY	BOLT	TNUT
651171	10	6	1/4-20 x 1/2" BHSCS	Economy
651129	15	6	5/16-18 x 11/16" FBHSCS	Economy

9 HOLE SLOTTED CORNER BRACKET

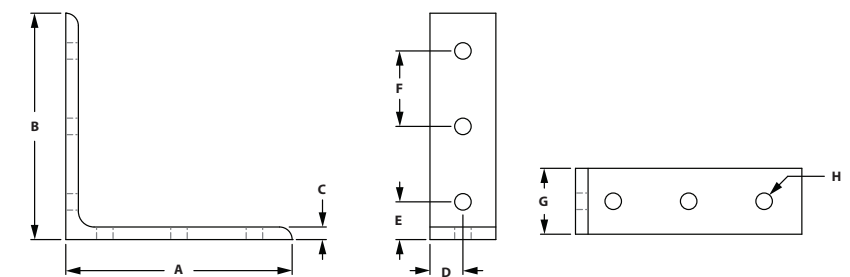


ITEM#	SERIES	A	B	C	D	E	F	G	H	J	K	L	M
653124	10	1.000"	2.000"	.188"	2.875"	.500"	1.000"	.438"	1.000"	.281"	.500"	.188"	.281"
653129	15	1.500"	3.000"	.250"	4.310"	.750"	1.500"	.655"	1.500"	.328"	.750"	.500"	.328"

RECOMMENDED FASTENERS

ITEM#	SERIES	QTY	BOLT	TNUT
651171	10	9	1/4-20 x 1/2" BHSCS	Economy
651129	15	9	5/16-18 x 11/16" FBHSCS	Economy

6 HOLE VERTICAL INSIDE CORNER BRACKET



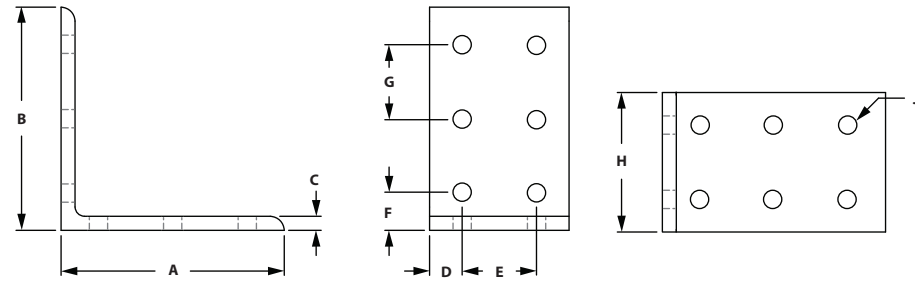
ITEM#	SERIES	A	B	C	D	E	F	G	H
653012	10	3.000"	3.000"	.188"	.438"	.500"	1.000"	.875"	.281"
653235	15	4.500"	4.500"	.250"	.655"	.750"	1.500"	1.310"	.328"

RECOMMENDED FASTENERS

ITEM#	SERIES	QTY	BOLT	TNUT
651171	10	6	1/4-20 x 1/2" BHSCS	Economy
651129	15	6	5/16-18 x 11/16" FBHSCS	Economy

Fractional Brackets

12 HOLE VERTICAL INSIDE CORNER BRACKET

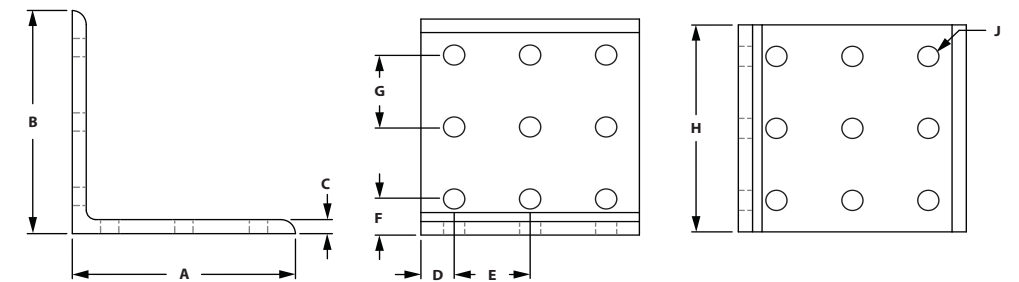


ITEM#	SERIES	A	B	C	D	E	F	G	H	J
653013	10	3.000"	3.000"	.188"	.438"	1.000"	.500"	1.000"	1.875"	.281"
653236	15	4.500"	4.500"	.250"	.655"	1.500"	.750"	1.500"	2.812"	.328"

RECOMMENDED FASTENERS

ITEM#	SERIES	QTY	BOLT	TNUT
651171	10	12	1/4-20 x 1/2" BHSCS	Economy
651129	15	12	5/16-18 x 11/16" FBHSCS	Economy

18 HOLE INSIDE CORNER BRACKET

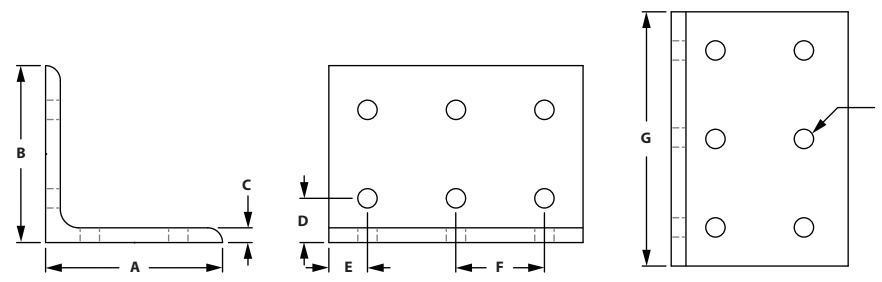


ITEM#	SERIES	A	B	C	D	E	F	G	H	J
653016	10	3.000"	3.000"	.188"	.438"	1.000"	.500"	1.000"	1.875"	.281"
653239	15	4.500"	4.500"	.250"	.655"	1.500"	.750"	1.500"	2.812"	.328"

RECOMMENDED FASTENERS

ITEM#	SERIES	QTY	BOLT	TNUT
651171	10	18	1/4-20 x 1/2" BHSCS	Economy
651129	15	18	5/16-18 x 11/16" FBHSCS	Economy

12 HOLE HORIZONTAL INSIDE CORNER BRACKET

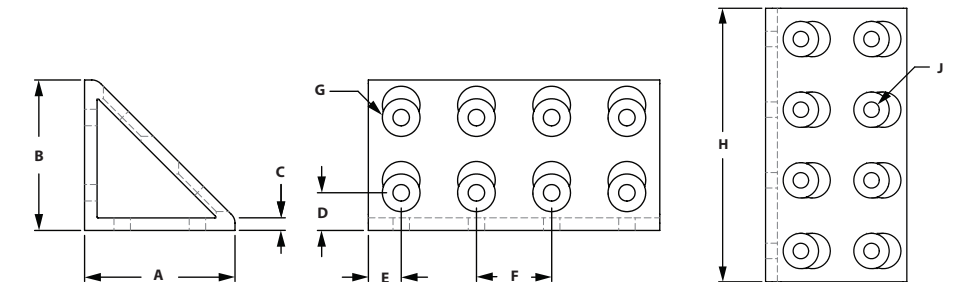


ITEM#	SERIES	A	B	C	D	E	F	G	H
653015	10	2.000"	2.000"	.188"	.500"	.438"	1.000"	2.875"	.281"
653238	15	3.000"	3.000"	.250"	.750"	.655"	1.500"	4.310"	.328"

RECOMMENDED FASTENERS

ITEM#	SERIES	QTY	BOLT	TNUT
651171	10	12	1/4-20 x 1/2" BHSCS	Economy
651129	15	12	5/16-18 x 11/16" FBHSCS	Economy

16 HOLE INSIDE CORNER GUSSET



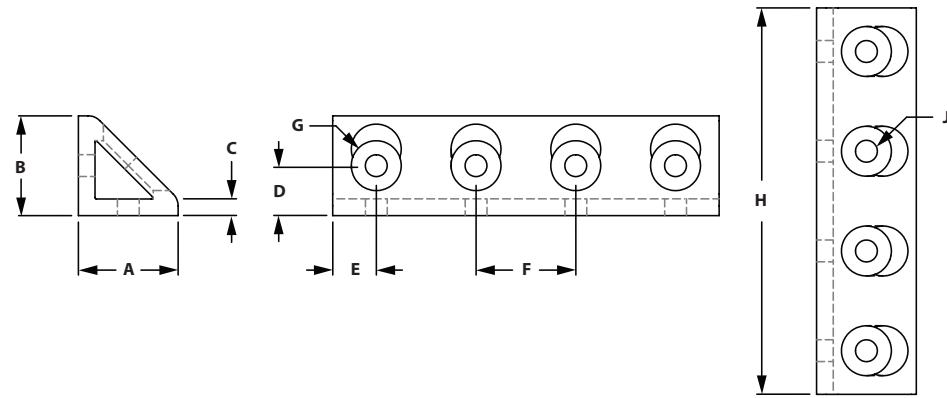

ITEM#	SERIES	A	B	C	D	E	F	G	H	J
653292	15	3.000"	3.000"	.250"	.750"	.655"	1.500"	.750"	5.810"	.328"

RECOMMENDED FASTENERS

ITEM#	SERIES	QTY	BOLT	TNUT
651129	15	16	5/16-18 x 11/16" FBHSCS	Economy

Fractional Brackets

8 HOLE HORIZONTAL INSIDE CORNER GUSSET

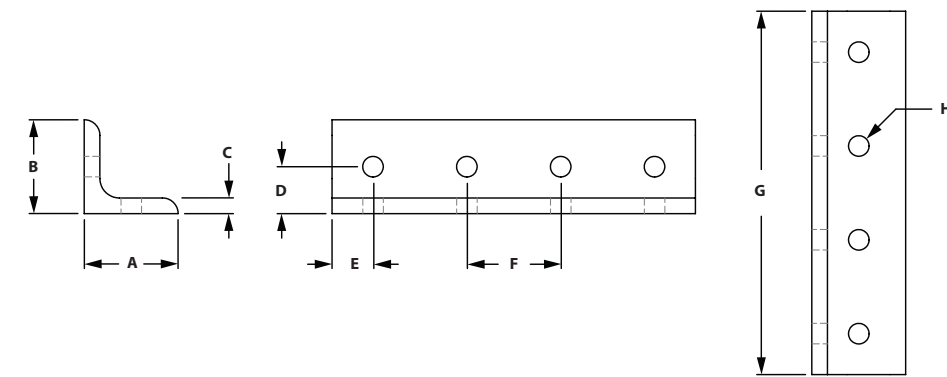


ITEM#	SERIES	A	B	C	D	E	F	G	H	J
653293	15	1.500"	1.500"	.250"	.750"	.655"	1.500"	.750"	5.810"	.328"

RECOMMENDED FASTENERS

ITEM#	SERIES	QTY	BOLT	TNUT
651129	15	8	5/16-18 x 11/16" FBHSCS	Economy

8 HOLE HORIZONTAL INSIDE CORNER BRACKET

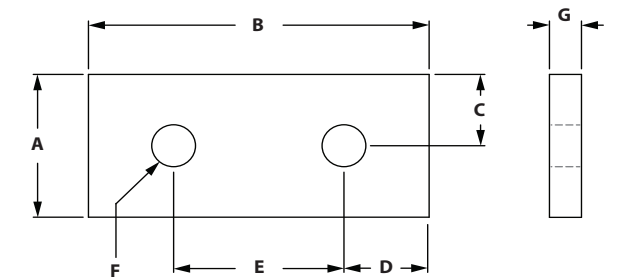


ITEM#	SERIES	A	B	C	D	E	F	G	H
653294	15	1.500"	1.500"	.250"	.750"	.655"	1.500"	5.810"	.328"

RECOMMENDED FASTENERS

ITEM#	SERIES	QTY	BOLT	TNUT
651129	15	8	5/16-18 x 11/16" FBHSCS	Economy

2 HOLE JOINING STRIP

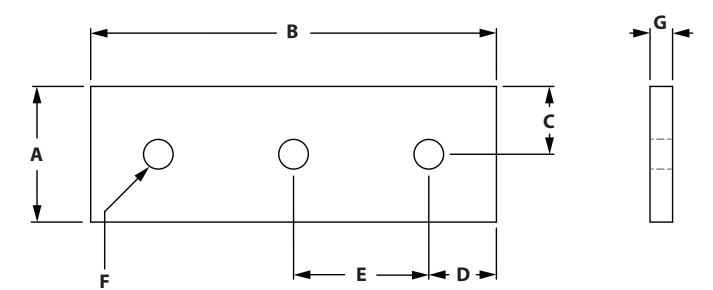


ITEM#	SERIES	A	B	C	D	E	F	G
653046	10	.875"	2.000"	.438"	.500"	1.000"	.257"	.188"
653141	15	1.500"	3.000"	.750"	.750"	1.500"	.328"	.250"

RECOMMENDED FASTENERS

ITEM#	SERIES	QTY	BOLT	TNUT
651171	10	2	1/4-20 x 1/2" BHSCS	Economy
651129	15	2	5/16-18 x 11/16" FBHSCS	Economy

3 HOLE JOINING STRIP



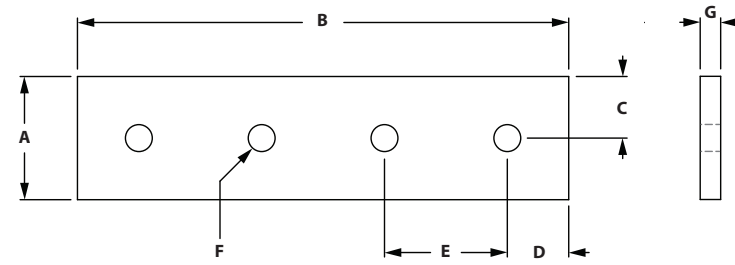
ITEM#	SERIES	A	B	C	D	E	F	G
653055	10	.875"	3.000"	.438"	.500"	1.000"	.257"	.188"
653140	15	1.500"	4.500"	.750"	.750"	1.500"	.328"	.250"

RECOMMENDED FASTENERS

ITEM#	SERIES	QTY	BOLT	TNUT
651171	10	3	1/4-20 x 1/2" BHSCS	Economy
651129	15	3	5/16-18 x 11/16" FBHSCS	Economy

Fractional Brackets

4 HOLE JOINING STRIP

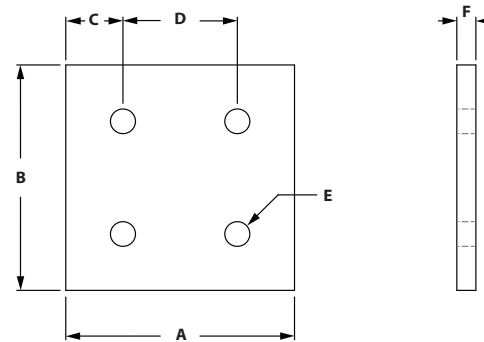


ITEM#	SERIES	A	B	C	D	E	F	G
653054	10	.875"	3.500"	.438"	.500"	1.000"	.257"	.188"
653139	15	1.500"	6.000"	.750"	.750"	1.500"	.328"	.250"

RECOMMENDED FASTENERS

ITEM#	SERIES	QTY	BOLT	TNUT
651171	10	4	1/4-20 x 1/2" BHSCS	Economy
651129	15	4	5/16-18 x 11/16" FBHSCS	Economy

4 HOLE JOINING PLATE

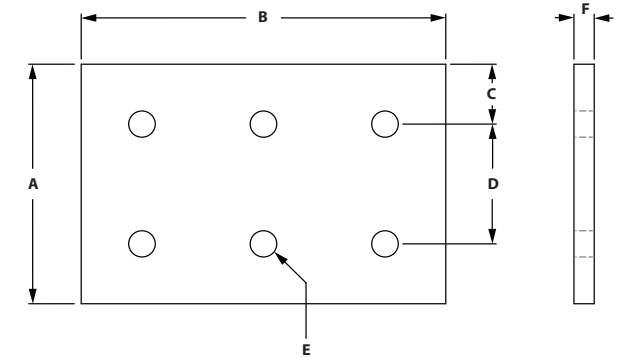


ITEM#	SERIES	A	B	C	D	E	F
653100	10	2.000"	2.000"	.500"	1.000"	.257"	.188"
653199	15	3.000"	3.000"	.750"	1.500"	.328"	.250"

RECOMMENDED FASTENERS

ITEM#	SERIES	QTY	BOLT	TNUT
651171	10	4	1/4-20 x 1/2" BHSCS	Economy
651129	15	4	5/16-18 x 11/16" FBHSCS	Economy

6 HOLE JOINING PLATE

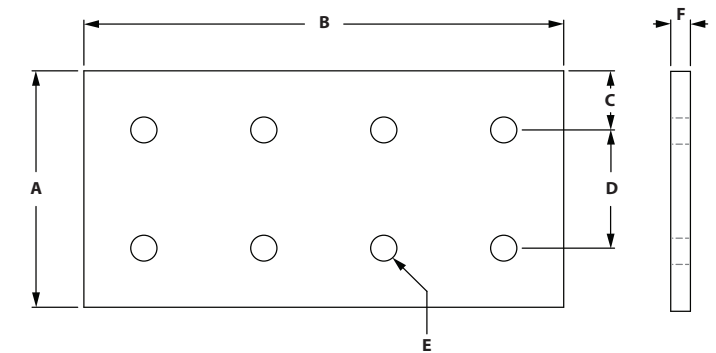


ITEM#	SERIES	A	B	C	D	E	F
653099	10	2.000"	3.000"	.500"	1.000"	.257"	.188"
653198	15	3.000"	4.500"	.750"	1.500"	.328"	.250"

RECOMMENDED FASTENERS

ITEM#	SERIES	QTY	BOLT	TNUT
651171	10	6	1/4-20 x 1/2" BHSCS	Economy
651129	15	6	5/16-18 x 11/16" FBHSCS	Economy

8 HOLE JOINING PLATE



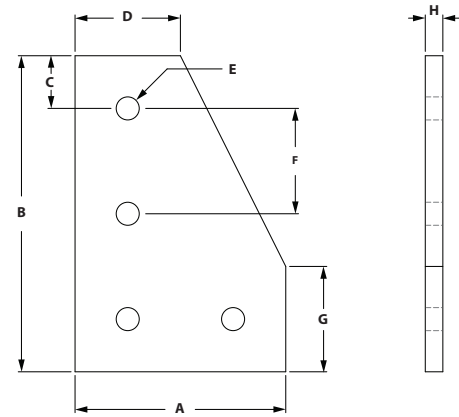
ITEM#	SERIES	A	B	C	D	E	F
653098	10	2.000"	4.000"	.500"	1.000"	.257"	.188"
653197	15	3.000"	6.000"	.750"	1.500"	.328"	.250"

RECOMMENDED FASTENERS

ITEM#	SERIES	QTY	BOLT	TNUT
651171	10	8	1/4-20 x 1/2" BHSCS	Economy
651129	15	8	5/16-18 x 11/16" FBHSCS	Economy

Fractional Brackets

4 Hole 90° Joining Plate

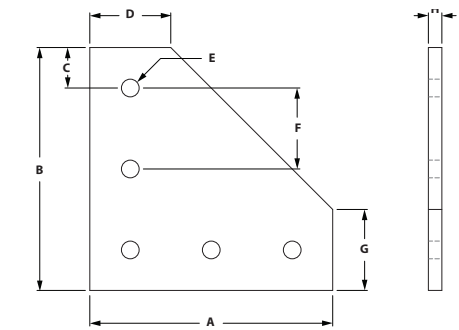


ITEM#	SERIES	A	B	C	D	E	F	G	H
653084	10	2.000"	3.000"	.500"	1.000"	.257"	1.000"	1.000"	.188"
653182	15	3.000"	4.500"	.750"	1.500"	.328"	1.500"	1.500"	.250"

RECOMMENDED FASTENERS

ITEM#	SERIES	QTY	BOLT	TNUT
651171	10	4	1/4-20 x 1/2" BHSCS	Economy
651129	15	4	5/16-18 x 11/16" FBHSCS	Economy

5 Hole 90° Joining Plate

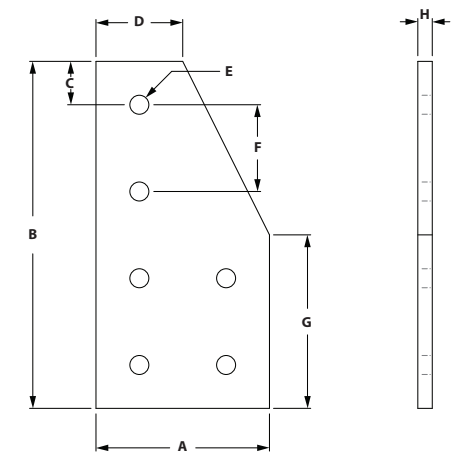


ITEM#	SERIES	A	B	C	D	E	F	G	H
653085	10	3.000"	3.000"	.500"	1.000"	.257"	1.000"	1.000"	.188"
653183	15	4.500"	4.500"	.750"	1.500"	.328"	1.500"	1.500"	.250"

RECOMMENDED FASTENERS

ITEM#	SERIES	QTY	BOLT	TNUT
651171	10	5	1/4-20 x 1/2" BHSCS	Economy
651129	15	5	5/16-18 x 11/16" FBHSCS	Economy

6 Hole 90° Joining Plate

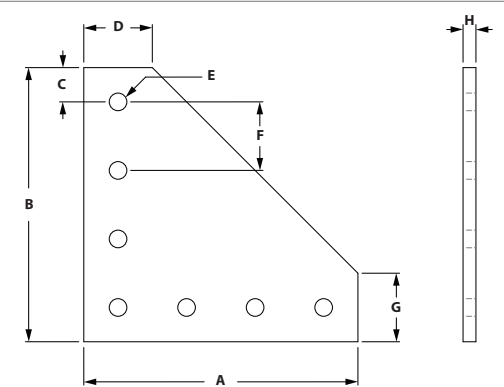


ITEM#	SERIES	A	B	C	D	E	F	G	H
653057	10	2.000"	4.000"	.500"	1.000"	.257"	1.000"	2.000"	.188"
653153	15	3.000"	6.000"	.750"	1.500"	.328"	1.500"	3.000"	.250"

RECOMMENDED FASTENERS

ITEM#	SERIES	QTY	BOLT	TNUT
651171	10	6	1/4-20 x 1/2" BHSCS	Economy
651129	15	6	5/16-18 x 11/16" FBHSCS	Economy

7 Hole 90° Joining Plate



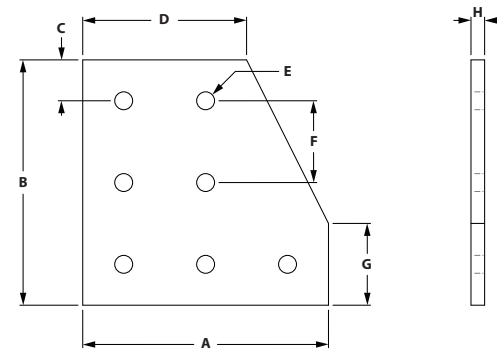
ITEM#	SERIES	A	B	C	D	E	F	G	H
653086	10	4.000"	4.000"	.500"	1.000"	.257"	1.000"	1.000"	.188"
653184	15	6.000"	6.000"	.750"	1.500"	.328"	1.500"	1.500"	.250"

RECOMMENDED FASTENERS

ITEM#	SERIES	QTY	BOLT	TNUT
651171	10	7	1/4-20 x 1/2" BHSCS	Economy
651129	15	7	5/16-18 x 11/16" FBHSCS	Economy

Fractional Brackets

7 HOLE 90° JOINING PLATE

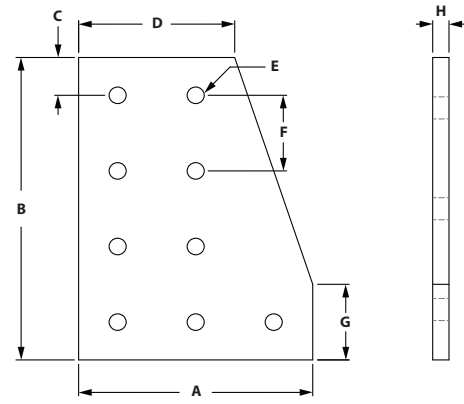


ITEM#	SERIES	A	B	C	D	E	F	G	H
653066	10	3.000"	3.000"	.500"	2.000"	.257"	1.000"	1.000"	.188"
653162	15	4.500"	4.500"	.750"	3.000"	.328"	1.500"	1.500"	.250"

RECOMMENDED FASTENERS

ITEM#	SERIES	QTY	BOLT	TNUT
651171	10	7	1/4-20 x 1/2" BHSCS	Economy
651129	15	7	5/16-18 x 11/16" FBHSCS	Economy

9 HOLE 90° JOINING PLATE

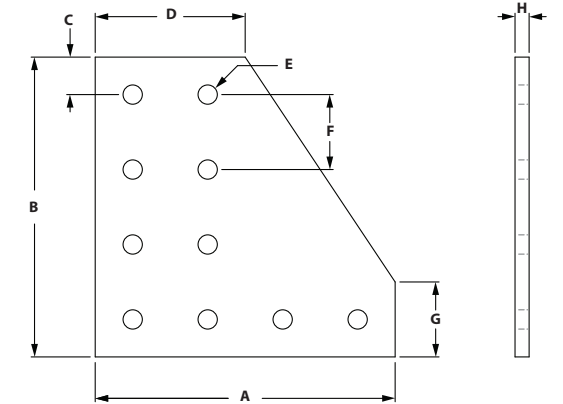


ITEM#	SERIES	A	B	C	D	E	F	G	H
653159	15	4.500"	6.000"	.750"	3.000"	.328"	1.500"	1.500"	.250"

RECOMMENDED FASTENERS

ITEM#	SERIES	QTY	BOLT	TNUT
651129	15	9	5/16-18 x 11/16" FBHSCS	Economy

10 HOLE 90° JOINING PLATE

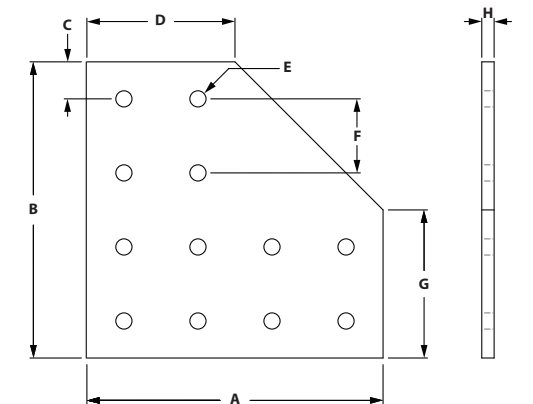



ITEM#	SERIES	A	B	C	D	E	F	G	H
653064	10	4.000"	4.000"	.500"	2.000"	.257"	1.000"	1.000"	.188"
653160	15	6.000"	6.000"	.750"	3.000"	.328"	1.500"	1.500"	.250"

RECOMMENDED FASTENERS

ITEM#	SERIES	QTY	BOLT	TNUT
651171	10	10	1/4-20 x 1/2" BHSCS	Economy
651129	15	10	5/16-18 x 11/16" FBHSCS	Economy

12 HOLE 90° JOINING PLATE



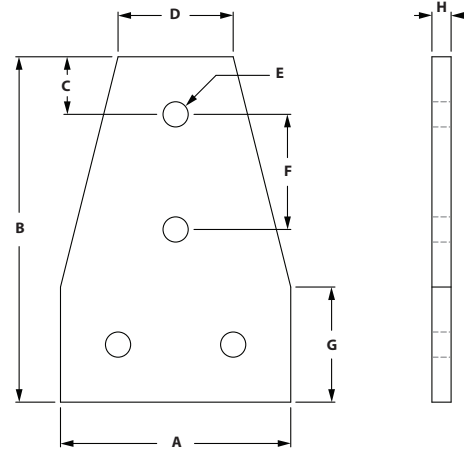
ITEM#	SERIES	A	B	C	D	E	F	G	H
653065	10	4.000"	4.000"	.500"	2.000"	.257"	1.000"	2.000"	.188"
653161	15	6.000"	6.000"	.750"	3.000"	.328"	1.500"	3.000"	.250"

RECOMMENDED FASTENERS

ITEM#	SERIES	QTY	BOLT	TNUT
651171	10	12	1/4-20 x 1/2" BHSCS	Economy
651129	15	12	5/16-18 x 11/16" FBHSCS	Economy

Fractional Brackets

4 HOLE TEE JOINING PLATE

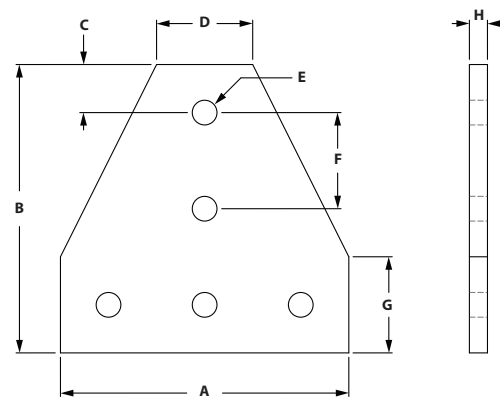



ITEM#	SERIES	A	B	C	D	E	F	G	H
653078	10	2.000"	2.500"	.500"	1.000"	.257"	1.000"	1.000"	.188"
653174	15	3.000"	4.500"	.750"	1.500"	.328"	1.500"	1.500"	.250"

RECOMMENDED FASTENERS

ITEM#	SERIES	QTY	BOLT	TNUT
651171	10	4	1/4-20 x 1/2" BHSCS	Economy
651129	15	4	5/16-18 x 11/16" FBHSCS	Economy

5 HOLE TEE JOINING PLATE

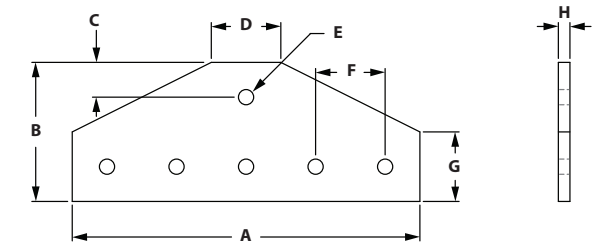



ITEM#	SERIES	A	B	C	D	E	F	G	H
653077	10	3.000"	3.000"	.500"	1.000"	.257"	1.000"	1.000"	.188"
653173	15	4.500"	4.500"	.750"	1.500"	.328"	1.500"	1.500"	.250"

RECOMMENDED FASTENERS

ITEM#	SERIES	QTY	BOLT	TNUT
651171	10	5	1/4-20 x 1/2" BHSCS	Economy
651129	15	5	5/16-18 x 11/16" FBHSCS	Economy

6 HOLE TEE JOINING PLATE

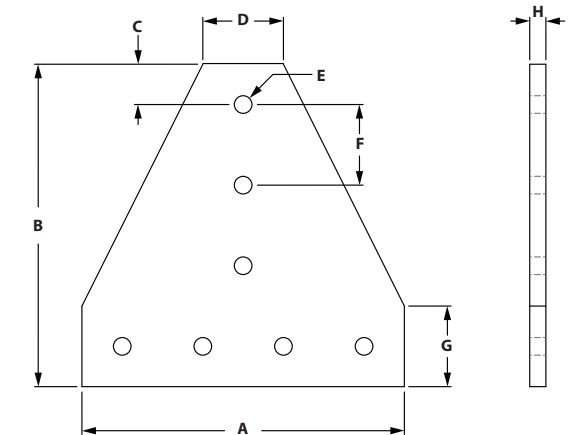



ITEM#	SERIES	A	B	C	D	E	F	G	H
653144	15	7.500"	3.000"	.750"	1.500"	.328"	1.500"	1.500"	.250"

RECOMMENDED FASTENERS

ITEM#	SERIES	QTY	BOLT	TNUT
651129	15	6	5/16-18 x 11/16" FBHSCS	Economy

7 HOLE TEE JOINING PLATE



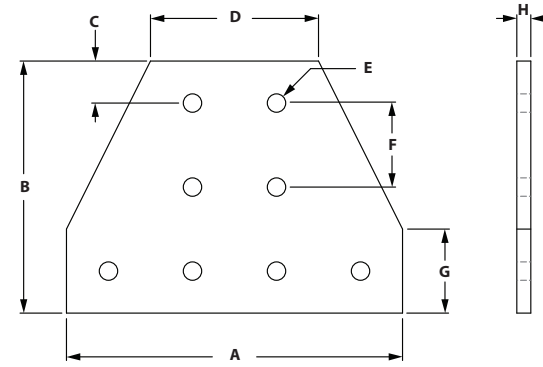

ITEM#	SERIES	A	B	C	D	E	F	G	H
653049	10	4.000"	4.000"	.500"	1.000"	.257"	1.000"	1.000"	.188"
653146	15	6.000"	6.000"	.750"	1.500"	.328"	1.500"	1.500"	.250"

RECOMMENDED FASTENERS

ITEM#	SERIES	QTY	BOLT	TNUT
651171	10	7	1/4-20 x 1/2" BHSCS	Economy
651129	15	7	5/16-18 x 11/16" FBHSCS	Economy

Fractional Brackets

8 HOLE TEE JOINING PLATE

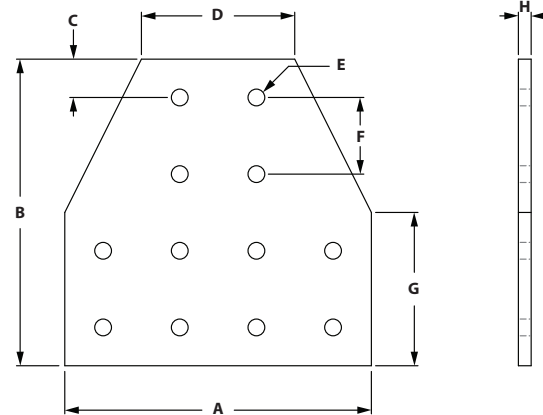



ITEM#	SERIES	A	B	C	D	E	F	G	H
653089	10	4.000"	3.000"	.500"	2.000"	.257"	1.000"	1.000"	.188"
653187	15	6.000"	4.500"	.750"	3.000"	.328"	1.500"	1.500"	.250"

RECOMMENDED FASTENERS

ITEM#	SERIES	QTY	BOLT	TNUT
651171	10	8	1/4-20 x 1/2" BHSCS	Economy
651129	15	8	5/16-18 x 11/16" FBHSCS	Economy

12 HOLE TEE JOINING PLATE

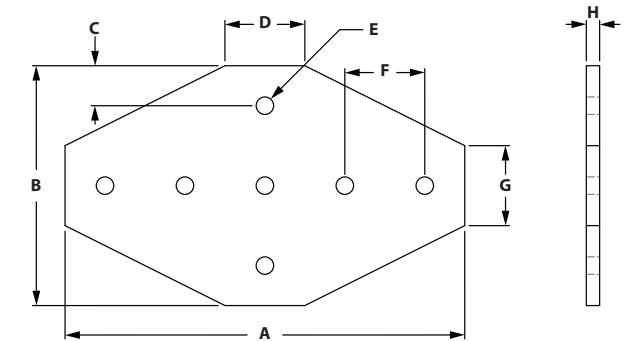



ITEM#	SERIES	A	B	C	D	E	F	G	H
653062	10	4.000"	4.000"	.500"	2.000"	.257"	1.000"	2.000"	.188"
653158	15	6.000"	6.000"	.750"	3.000"	.328"	1.500"	3.000"	.250"

RECOMMENDED FASTENERS

ITEM#	SERIES	QTY	BOLT	TNUT
651171	10	12	1/4-20 x 1/2" BHSCS	Economy
651129	15	12	5/16-18 x 11/16" FBHSCS	Economy

7 HOLE CROSS PLATE

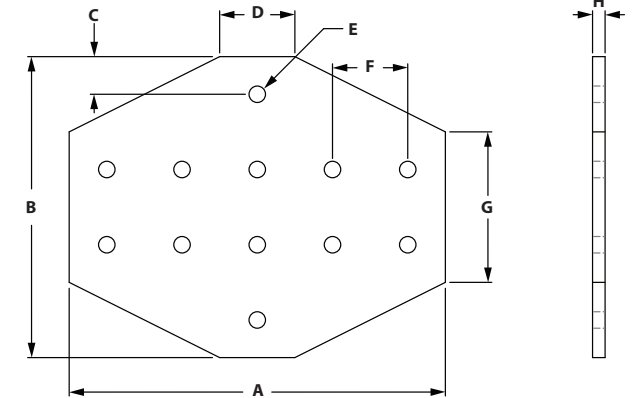



ITEM#	SERIES	A	B	C	D	E	F	G	H
653072	10	4.500"	3.000"	.500"	1.000"	.257"	1.000"	1.000"	.188"
653168	15	7.500"	4.500"	.750"	1.500"	.328"	1.500"	1.500"	.250"

RECOMMENDED FASTENERS

ITEM#	SERIES	QTY	BOLT	TNUT
651171	10	7	1/4-20 x 1/2" BHSCS	Economy
651129	15	7	5/16-18 x 11/16" FBHSCS	Economy

12 HOLE CROSS PLATE



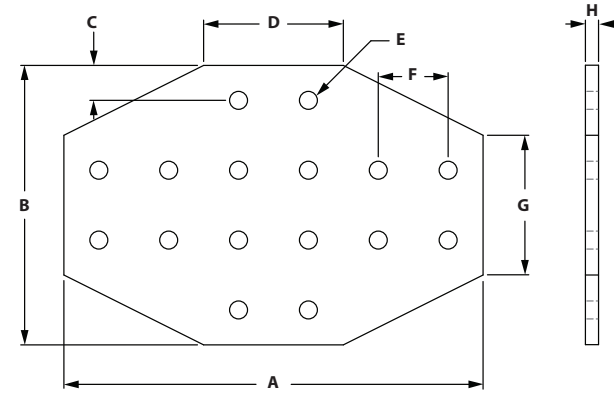

ITEM#	SERIES	A	B	C	D	E	F	G	H
653094	10	5.000"	4.000"	.500"	1.000"	.257"	1.000"	2.000"	.188"
653192	15	7.500"	6.000"	.750"	1.500"	.328"	1.500"	3.000"	.250"

RECOMMENDED FASTENERS

ITEM#	SERIES	QTY	BOLT	TNUT
651171	10	12	1/4-20 x 1/2" BHSCS	Economy
651129	15	12	5/16-18 x 11/16" FBHSCS	Economy

Fractional Brackets

16 HOLE CROSS PLATE

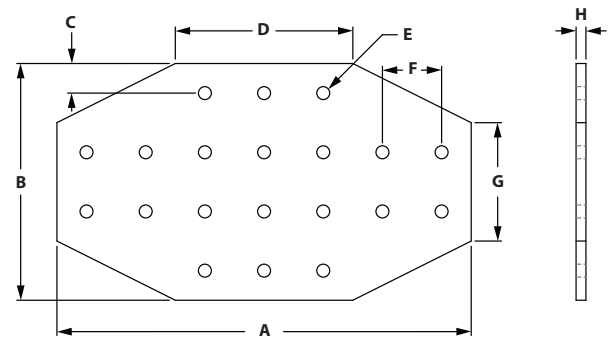



ITEM#	SERIES	A	B	C	D	E	F	G	H
653103	10	6.000"	4.000"	.500"	2.000"	.257"	1.000"	2.000"	.188"
653200	15	9.000"	6.000"	.750"	3.000"	.328"	1.500"	3.000"	.250"

RECOMMENDED FASTENERS

ITEM#	SERIES	QTY	BOLT	TNUT
651171	10	16	1/4-20 x 1/2" BHSCS	Economy
651129	15	16	5/16-18 x 11/16" FBHSCS	Economy

20 HOLE CROSS PLATE

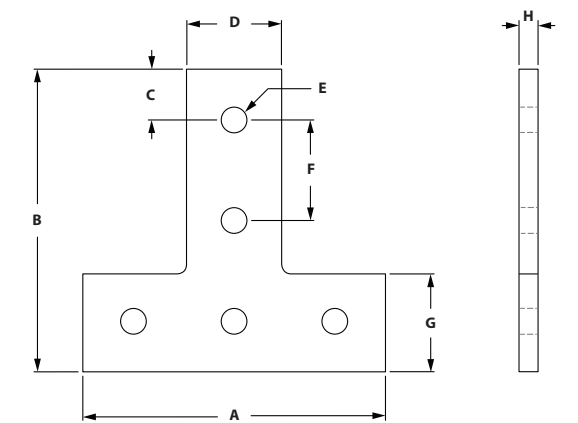


ITEM#	SERIES	A	B	C	D	E	F	G	H
653243	15	10.500"	6.000"	.750"	4.500"	.328"	1.500"	3.000"	.250"

RECOMMENDED FASTENERS

ITEM#	SERIES	QTY	BOLT	TNUT
651129	15	20	5/16-18 x 11/16" FBHSCS	Economy

5 HOLE "T" CUT OUT

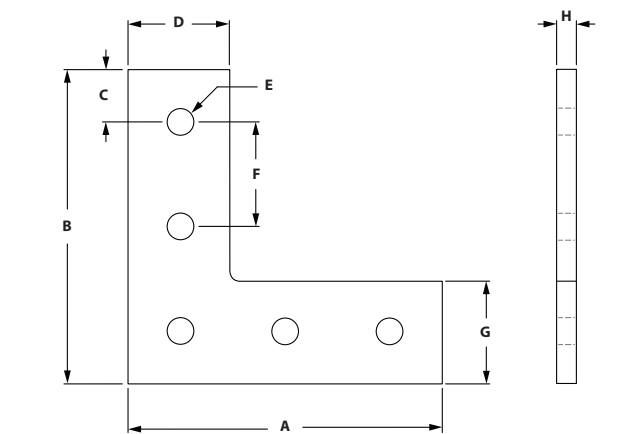


ITEM#	SERIES	A	B	C	D	E	F	G	H
658829	15	4.500"	4.500"	.750"	1.426"	.328"	1.500"	1.463"	.250"

RECOMMENDED FASTENERS

ITEM#	SERIES	QTY	BOLT	TNUT
651129	15	12	5/16-18 x 11/16" FBHSCS	Economy

5 HOLE "L" CUT OUT



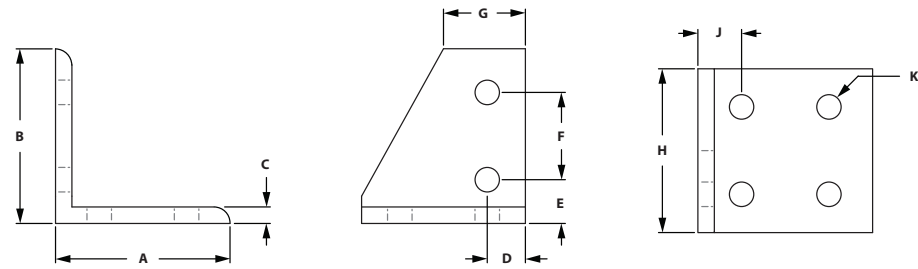

ITEM#	SERIES	A	B	C	D	E	F	G	H
658213	10	3.000"	3.000"	.500"	.971"	.257"	1.000"	.971"	.188"
658136	15	4.500"	4.500"	.750"	1.460"	.328"	1.500"	1.460"	.250"

RECOMMENDED FASTENERS

ITEM#	SERIES	QTY	BOLT	TNUT
651171	10	5	1/4-20 x 1/2" BHSCS	Economy
651129	15	5	5/16-18 x 11/16" FBHSCS	Economy

Fractional Brackets

6 HOLE RIGHT HAND INSIDE CORNER BRACKET

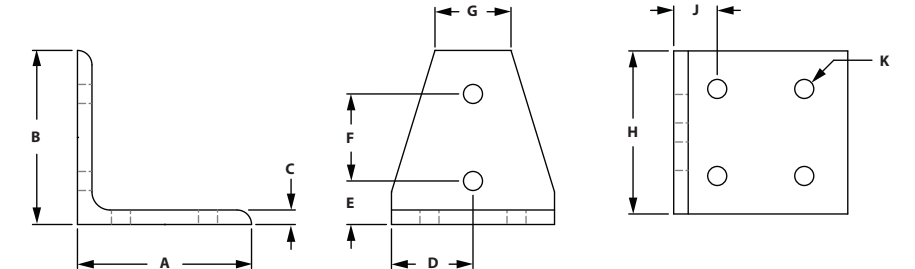



ITEM#	SERIES	A	B	C	D	E	F	G	H	J	K
653142	15	3.000"	3.000"	.250"	.655"	.750"	1.500"	1.310"	2.810"	.750"	.328"

RECOMMENDED FASTENERS

ITEM#	SERIES	QTY	BOLT	TNUT
651129	15	6	5/16-18 x 11/16" FBHSCS	Economy

6 HOLE CENTER INSIDE CORNER BRACKET

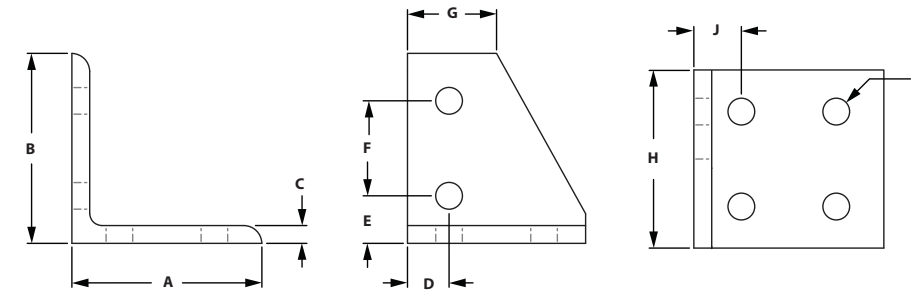



ITEM#	SERIES	A	B	C	D	E	F	G	H	J	K
653145	15	3.000"	3.000"	.250"	1.405"	.750"	1.500"	1.310"	2.810"	.750"	.328"

RECOMMENDED FASTENERS

ITEM#	SERIES	QTY	BOLT	TNUT
651129	15	6	5/16-18 x 11/16" FBHSCS	Economy

6 HOLE LEFT HAND INSIDE CORNER BRACKET

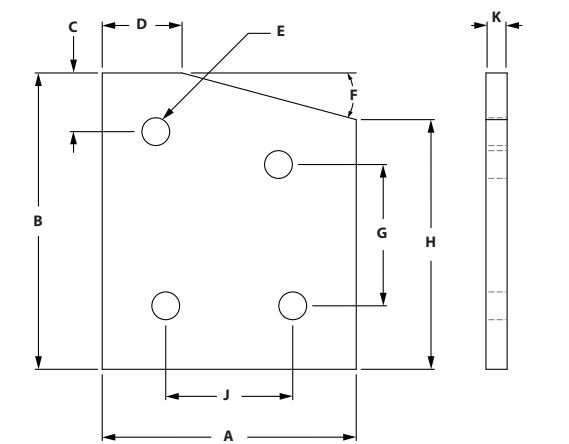


ITEM#	SERIES	A	B	C	D	E	F	G	H	J	K
653143	15	3.000"	3.000"	.250"	.655"	.750"	1.500"	1.310"	2.810"	.750"	.328"

RECOMMENDED FASTENERS

ITEM#	SERIES	QTY	BOLT	TNUT
651129	15	6	5/16-18 x 11/16" FBHSCS	Economy

4 HOLE 15° ANGLE JOINING PLATE



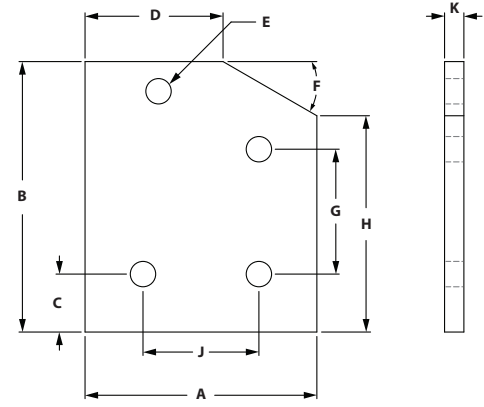
ITEM#	SERIES	A	B	C	D	E	F	G	H	J	K
653149	15	3.000"	3.500"	.750"	.943"	.328"	15°	1.669"	2.949"	1.500"	.250"

RECOMMENDED FASTENERS

ITEM#	SERIES	QTY	BOLT	TNUT
651129	15	4	5/16-18 x 11/16" FBHSCS	Economy

Fractional Brackets

4 HOLE 30° ANGLE JOINING PLATE

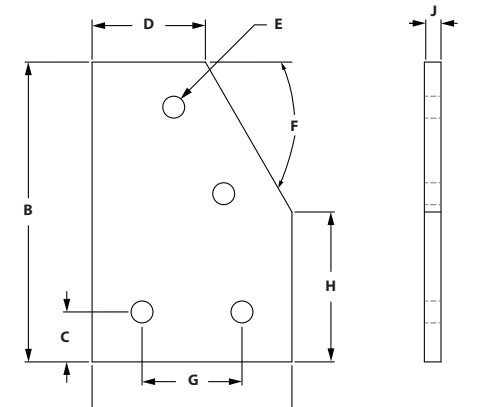


ITEM#	SERIES	A	B	C	D	E	F	G	H	J	K
653164	15	3.000"	3.500"	.750"	1.786"	.328"	30°	1.616"	2.799"	1.500"	.250"

RECOMMENDED FASTENERS

ITEM#	SERIES	QTY	BOLT	TNUT
651129	15	4	5/16-18 x 11/16" FBHSCS	Economy

4 HOLE 60° ANGLE JOINING PLATE

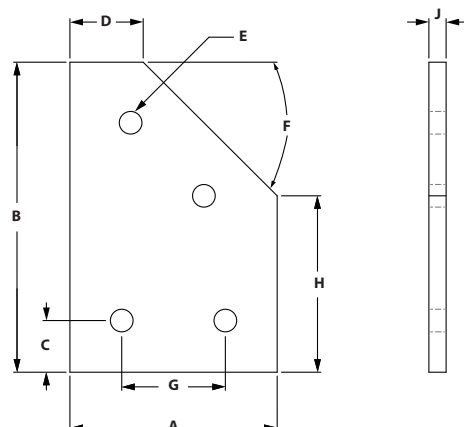


ITEM#	SERIES	A	B	C	D	E	F	G	H	J	K
653193	15	3.000"	4.500"	.750"	1.701"	.328"	60°	1.500"	2.250"	1.500"	.250"

RECOMMENDED FASTENERS

ITEM#	SERIES	QTY	BOLT	TNUT
651129	15	4	5/16-18 x 11/16" FBHSCS	Economy

4 HOLE 45° ANGLE JOINING PLATE

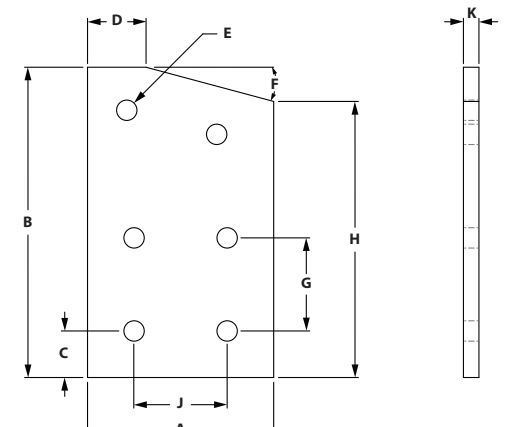


ITEM#	SERIES	A	B	C	D	E	F	G	H	J
653178	15	3.000"	4.500"	.750"	1.061"	.328"	45°	1.500"	2.561"	.250"

RECOMMENDED FASTENERS

ITEM#	SERIES	QTY	BOLT	TNUT
651129	15	4	5/16-18 x 11/16" FBHSCS	Economy

6 HOLE 15° ANGLE JOINING PLATE



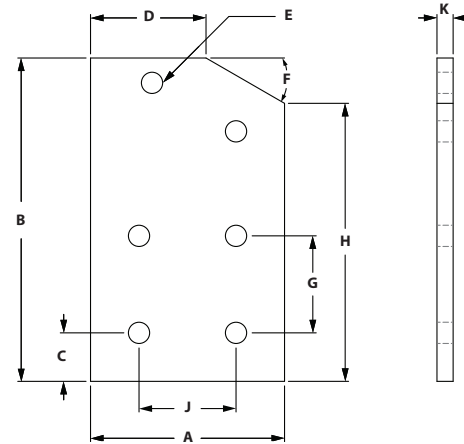
ITEM#	SERIES	A	B	C	D	E	F	G	H	J	K
653148	15	3.000"	5.000"	.750"	.943"	.328"	15°	1.500"	4.449"	1.500"	.250"

RECOMMENDED FASTENERS

ITEM#	SERIES	QTY	BOLT	TNUT
651129	15	6	5/16-18 x 11/16" FBHSCS	Economy

Fractional Brackets

6 HOLE 30° ANGLE JOINING PLATE

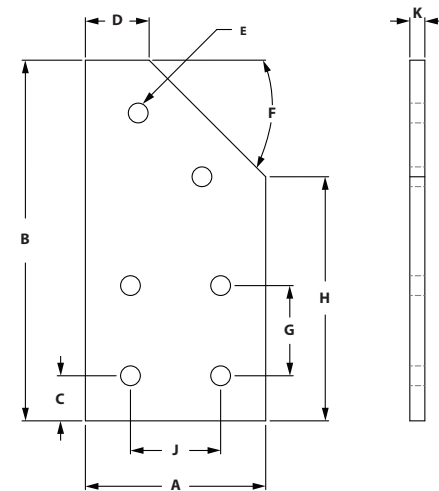


ITEM#	SERIES	A	B	C	D	E	F	G	H	J	K
653163	15	3.000"	5.000"	.750"	1.786"	.328"	30°	1.500"	4.299"	1.500"	.250"

RECOMMENDED FASTENERS

ITEM#	SERIES	QTY	BOLT	TNUT
651129	15	6	5/16-18 x 11/16" FBHSCS	Economy

6 HOLE 45° ANGLE JOINING PLATE

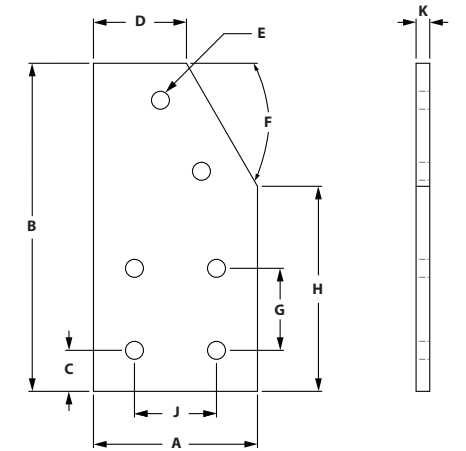


ITEM#	SERIES	A	B	C	D	E	F	G	H	J	K
653177	15	3.000"	6.000"	.750"	1.061"	.328"	45°	1.500"	4.061"	1.500"	.250"

RECOMMENDED FASTENERS

ITEM#	SERIES	QTY	BOLT	TNUT
651129	15	6	5/16-18 x 11/16" FBHSCS	Economy

6 HOLE 60° ANGLE JOINING PLATE

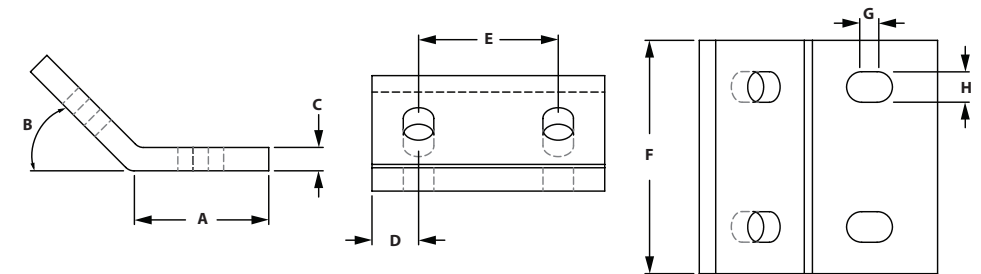


ITEM#	SERIES	A	B	C	D	E	F	G	H	J	K
653194	15	3.000"	6.000"	.750"	1.701"	.328"	60°	1.500"	3.750"	1.500"	.250"

RECOMMENDED FASTENERS

ITEM#	SERIES	QTY	BOLT	TNUT
651129	15	6	5/16-18 x 11/16" FBHSCS	Economy

4 HOLE 45° ANGLE JOINING PLATE



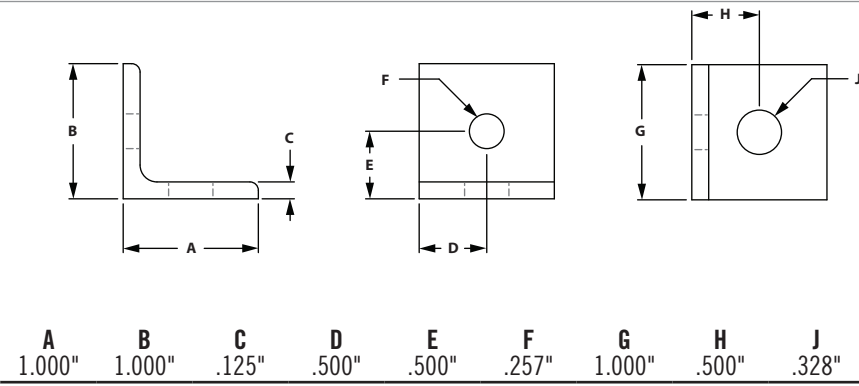

ITEM#	SERIES	A	B	C	D	E	F	G	H
653291	15	1.340"	45°	.250"	.500"	1.500"	2.500"	.500"	.328"

RECOMMENDED FASTENERS

ITEM#	SERIES	QTY	BOLT	TNUT
651129	15	4	5/16-18 x 11/16" FBHSCS	Economy

Fractional Brackets

2 HOLE 10 TO 15 TRANSITION INSIDE CORNER BRACKET

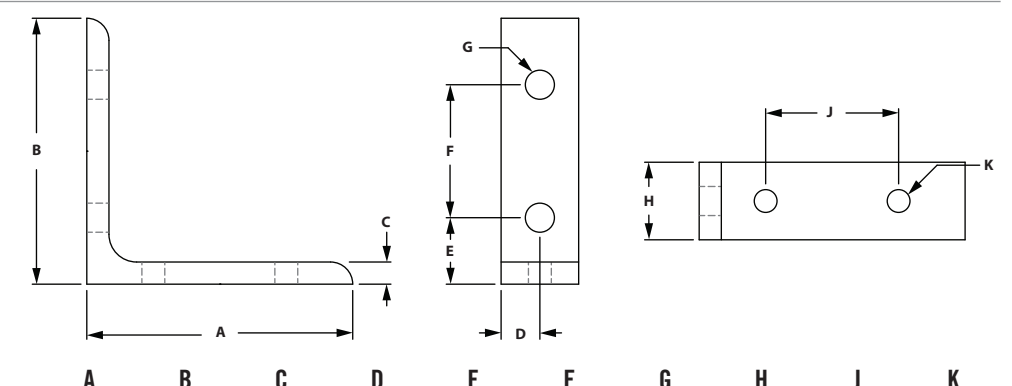


ITEM#	SERIES	A	B	C	D	E	F	G	H	J
653272	10 to 15	1.000"	1.000"	.125"	.500"	.500"	.257"	1.000"	.500"	.328"

RECOMMENDED FASTENERS

ITEM#	SERIES	QTY	BOLT	TNUT
651171	10	1	1/4-20 x 1/2" BHSCS	Economy
651129	15	1	5/16-18 x 11/16" FBHSCS	Economy

4 HOLE 10 TO 15 TRANSITION INSIDE CORNER BRACKET

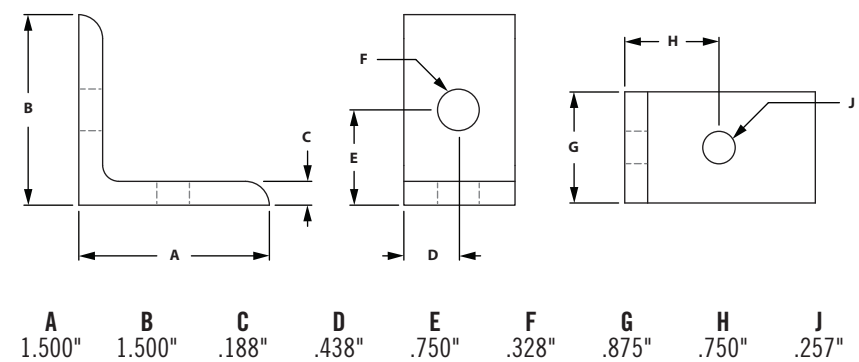



ITEM#	SERIES	A	B	C	D	E	F	G	H	J	K
653269	10 to 15	3.000"	3.000"	.250"	.438"	.750"	1.500"	.328"	.875"	1.500"	.257"

RECOMMENDED FASTENERS

ITEM#	SERIES	QTY	BOLT	TNUT
651171	10	2	1/4-20 x 1/2" BHSCS	Economy
651129	15	2	5/16-18 x 11/16" FBHSCS	Economy

2 HOLE VERTICAL 10 TO 15 TRANSITION INSIDE CORNER BRACKET

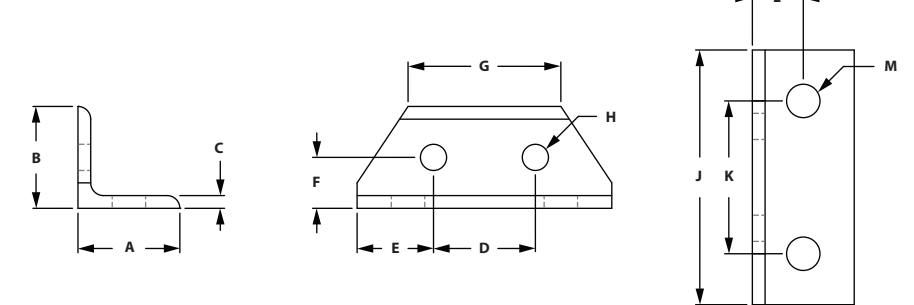


ITEM#	SERIES	A	B	C	D	E	F	G	H	J
653268	10 to 15	1.500"	1.500"	.188"	.438"	.750"	.328"	.875"	.750"	.257"

RECOMMENDED FASTENERS

ITEM#	SERIES	QTY	BOLT	TNUT
651171	10	1	1/4-20 x 1/2" BHSCS	Economy
651129	15	1	5/16-18 x 11/16" FBHSCS	Economy

4 HOLE SMALL 10 TO 15 DOUBLE WIDE TRANSITION INSIDE CORNER BRACKET



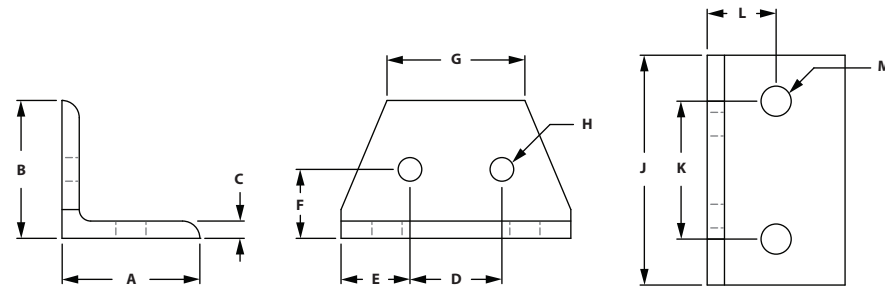

ITEM#	SERIES	A	B	C	D	E	F	G	H	J	K	L	M
653274	10 to 15	1.000"	1.000"	.125"	1.000"	.750"	.500"	1.500"	.257"	2.500"	1.500"	.500"	.328"

RECOMMENDED FASTENERS

ITEM#	SERIES	QTY	BOLT	TNUT
651171	10	2	1/4-20 x 1/2" BHSCS	Economy
651129	15	2	5/16-18 x 11/16" FBHSCS	Economy

Fractional Brackets

4 HOLE LARGE 10 TO 15 DOUBLE WIDE TRANSITION INSIDE CORNER BRACKET

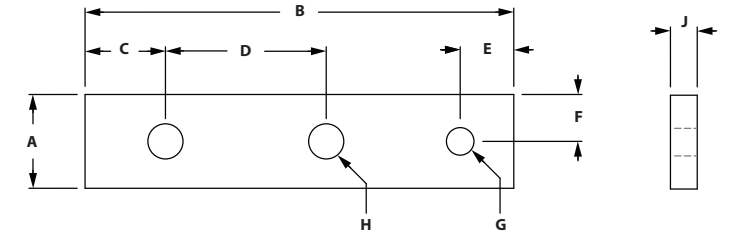


ITEM#	SERIES	A	B	C	D	E	F	G	H	J	K	L	M
653275	10 to 15	1.500"	1.500"	.188"	1.500"	.750"	.750"	1.500"	.257"	2.500"	1.500"	.750"	.328"

RECOMMENDED FASTENERS

ITEM#	SERIES	QTY	BOLT	TNUT
651171	10	2	1/4-20 x 1/2" BHSCS	Economy
651129	15	2	5/16-18 x 11/16" FBHSCS	Economy

3 HOLE LARGE TRANSITION STRIP

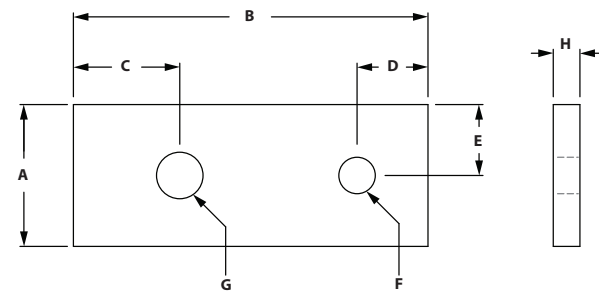


ITEM#	SERIES	A	B	C	D	E	F	G	H	J
653270	10 to 15	.875"	4.000"	.750"	1.500"	.500"	.438"	.257"	.328"	.250"

RECOMMENDED FASTENERS

ITEM#	SERIES	QTY	BOLT	TNUT
651171	10	1	1/4-20 x 1/2" BHSCS	Economy
651129	15	2	5/16-18 x 11/16" FBHSCS	Economy

2 HOLE TRANSITION STRIP

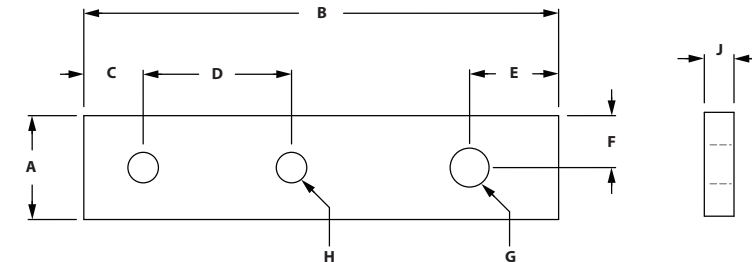


ITEM#	SERIES	A	B	C	D	E	F	G	H
653273	10 to 15	1.000"	2.500"	.750"	.500"	.500"	.257"	.328"	.188"

RECOMMENDED FASTENERS

ITEM#	SERIES	QTY	BOLT	TNUT
651171	10	1	1/4-20 x 1/2" BHSCS	Economy
651129	15	1	5/16-18 x 11/16" FBHSCS	Economy

3 HOLE SMALL TRANSITION STRIP



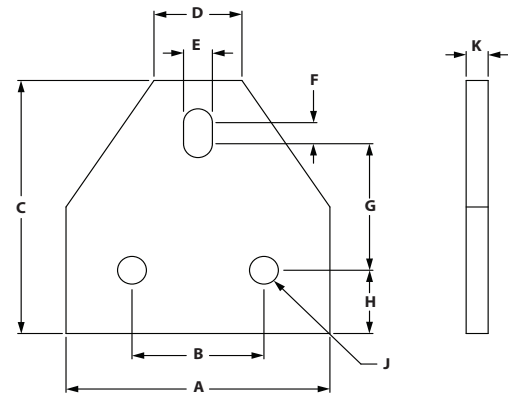
ITEM#	SERIES	A	B	C	D	E	F	G	H	J
653271	10 to 15	.875"	4.000"	.500"	1.250"	.750"	.438"	.328"	.257"	.250"

RECOMMENDED FASTENERS

ITEM#	SERIES	QTY	BOLT	TNUT
651171	10	2	1/4-20 x 1/2" BHSCS	Economy
651129	15	1	5/16-18 x 11/16" FBHSCS	Economy

Fractional Brackets

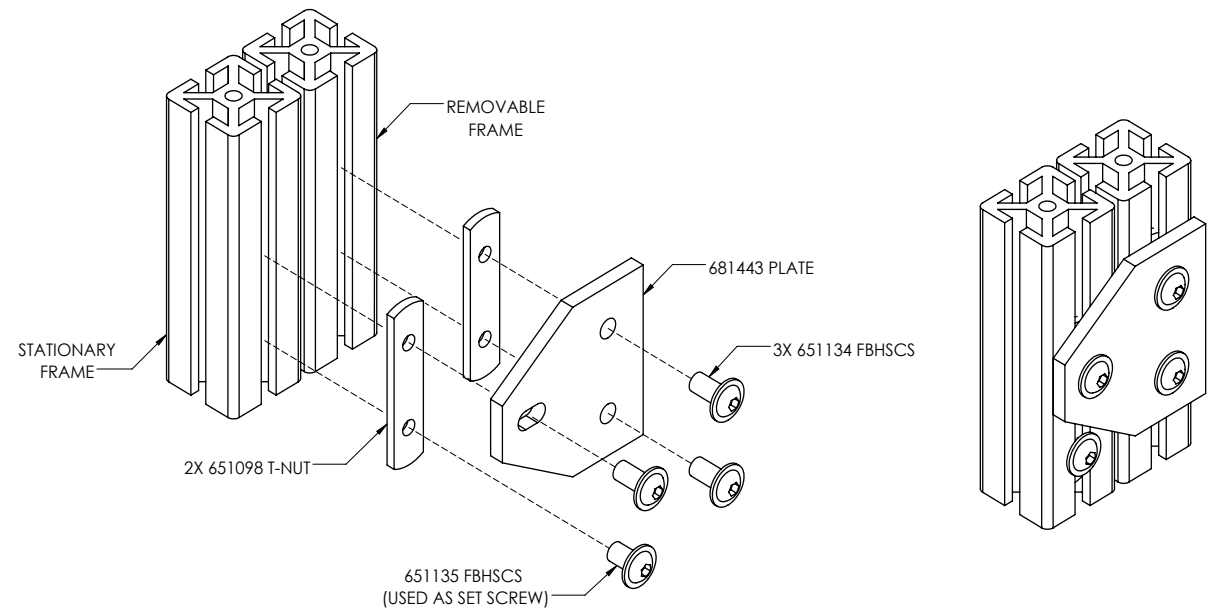
REMOVEABLE PANEL PLATE



ITEM#	SERIES	A	B	C	D	E	F	G	H	J	K
681443	15	3.000"	1.500"	3.000"	1.000"	.328"	.250"	1.500"	.750"	.328"	.250"

RECOMMENDED FASTENERS

ITEM#	SERIES	QTY	DESCRIPTION
651134	15	3	5/16-18 x 11/16" FBHSCS
651135	15	1	5/16-18 x 1/2" FBHSCS
651098	15	2	DBL Economy Tnut



Fractional Fasteners

RECOMMENDED TOOL SIZE FOR FASTENERS

THREAD SIZE	SHCS	BHSCS	FBHSCS	FHSCS
8-32	--	3/32"	--	--
10-32	5/32"	1/8"	--	--
1/4-20	3/16"	5/32"	5/32"	5/32"
5/16-18	1/4"	3/16"	3/16"	3/16"
3/8-16	5/16"	N/A	--	7/32"
M5	4mm	3mm	--	3mm
M6	5mm	4mm	--	4mm
M8	6mm	5mm	--	5mm
M10	8mm	6mm	--	6mm

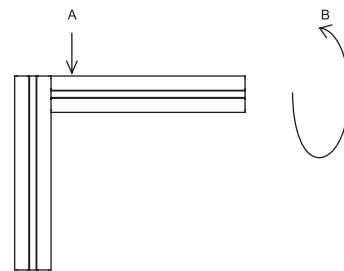
* Numbers in chart reflect hex tool size required.

FASTENER APPLICATION TEST

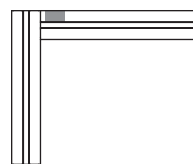
FASTENER	TS10-10		TS15-15L		TS15-15	
	A (lbs)	B	A (lbs)	B	A (lbs)	B
1	500	180 in/lbs	950	540 in/lbs	950	700 in/lbs
2	900	250 in/lbs	1,200	1,150 in/lbs	1,200	2,000 in/lbs
3	450	325 in/lbs	1,000	680 in/lbs	1,000	1,150 in/lbs
4	175	400 in/lbs	225	1,000 in/lbs	225	1,100 in/lbs
5	175	500 in/lbs	250	1,200 in/lbs	250	1,260 in/lbs
6	325	180 in/lbs	375	500 in/lbs	575	500 in/lbs
7	325	260 in/lbs	375	500 in/lbs	575	500 in/lbs

* All forces are approximate.

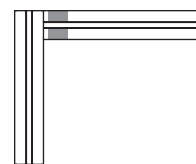
A - DIRECT FORCE
B - TORTIONAL FORCE



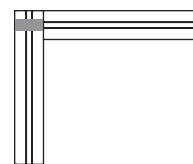
1 - SINGLE ANCHOR



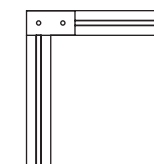
2 - DOUBLE ANCHOR



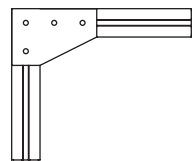
3 - END FASTENER



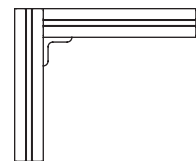
4 - JOINING STRIP



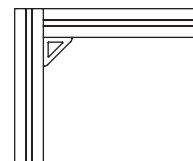
5 - 90° JOINING PLATE



6 - CORNER BRACKET



7 - CORNER GUSSET

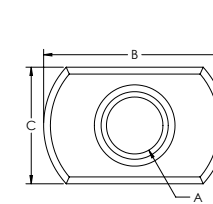


ECONOMY T-NUTS

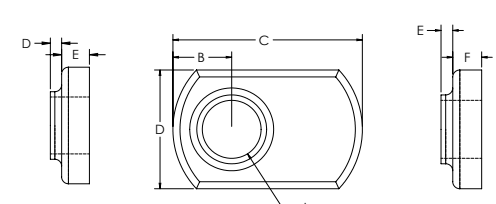


- Economical
- Extrusion end loading

CENTER THREAD



OFFSET THREAD



CENTER THREAD

ITEM#	FINISH	SERIES	A	B	C	D	E
651465	Black Zinc	10	6-32	.866"	.434"	.040"	.094"
651095	Black Zinc	10	8-32	.866"	.434"	.040"	.094"
651096	Black Zinc	10	10-32	.866"	.434"	.040"	.094"
651163	Black Zinc	10	1/4-20	1.000"	.440"	.050"	.090"
651321	Bright Zinc	10	1/4-20	1.000"	.440"	.050"	.090"
651682	Stainless	10	1/4-20	1.000"	.440"	.050"	.090"
651322	Bright Zinc	15	1/4-20	.810"	.510"	.050"	.120"
651294	Stainless	15	1/4-20	.810"	.510"	.050"	.120"
651560	Black Zinc	15	5/16-18	.984"	.638"	.080"	.142"
651386	Bright Zinc	10	M6 x 1.0	.936"	.438"	.050"	.096"

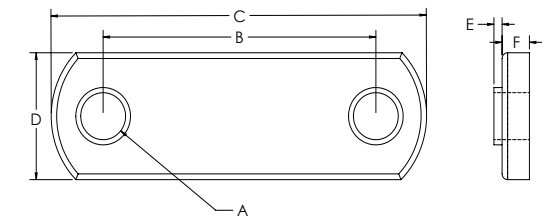
OFFSET THREAD

ITEM#	FINISH	SERIES	A	B	C	D	E	F
651287	Stainless	10	10-32	.240"	.940"	.440"	.050"	.100"
651105	Black Zinc	15	1/4-20	.250"	.810"	.510"	.050"	.120"
651097	Black Zinc	15	5/16-18	.280"	1.000"	.640"	.080"	.140"
651316	Bright Zinc	15	5/16-18	.280"	1.000"	.640"	.080"	.140"
651288	Stainless	15	5/16-18	.280"	1.000"	.640"	.080"	.140"
651366	Bright Zinc	15	M6 x 1.0	.250"	.810"	.510"	.050"	.120"
651367	Bright Zinc	15	M8 x 1.25	.280"	1.000"	.640"	.080"	.140"

DOUBLE ECONOMY T-NUTS



- Economical
- Extrusion end loading
- Convenient and better productivity over single economy T-Nut



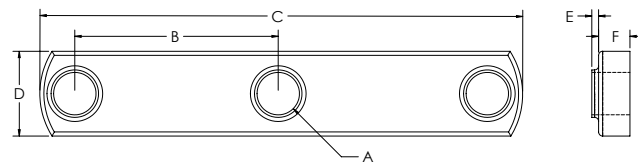
ITEM#	FINISH	SERIES	A	B	C	D	E	F
651100	Black Zinc	10	8-32	1.000"	1.375"	.443"	.030"	.100"
651099	Black Zinc	10	1/4-20	1.000"	1.869"	.443"	.030"	.100"
651331	Black Zinc	10	M6 x 1.0	1.000"	1.875"	.443"	.030"	.100"
651098	Black Zinc	15	5/16-18	1.500"	2.810"	.625"	.030"	.148"
651406	Bright Zinc	15	M8 x 1.25	1.500"	3.000"	.630"	.030"	.100"

Fractional Fasteners

TRIPLE ECONOMY T-NUTS




- Economical
- Extrusion end loading
- Convenient and better productivity over single & double economy T-Nut

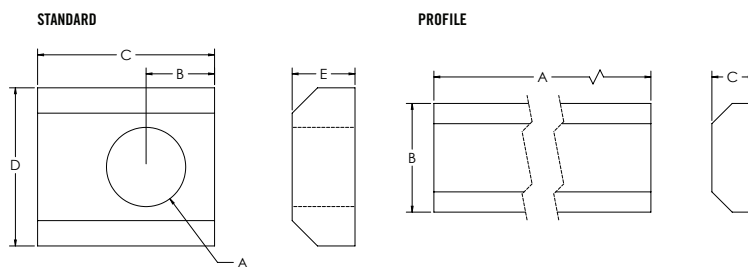


ITEM#	FINISH	SERIES	A	B	C	D	E	F
651106	Black Zinc	10	1/4-20	1.225"	2.225"	.450"	.050"	.225"
651104	Black Zinc	15	5/16-18	1.735"	3.235"	.625"	.050"	.231"
651427	Bright Zinc	10	M6 x 1.0	1.000"	2.450"	.443"	.050"	.144"
651336	Bright Zinc	15	M8 x 1.25	1.500"	3.562"	.638"	.080"	.222"

STANDARD T-NUTS OFFSET



- Economical
- Extrusion end loading



ITEM#	FINISH	SERIES	A	B	C	D	E
651076	Black Zinc	10	10-32	.200"	.477"	.429"	.167"
651075	Black Zinc	10	1/4-20	.230"	.480"	.429"	.167"
651398	Bright Zinc	10	M5 x .8	.230"	.480"	.429"	.167"
651400	Bright Zinc	10	M6 x 1	.230"	.480"	.429"	.167"
651308	Bright Zinc	15	5/16-18	.270"	.698"	.624"	.248"
651072	Black Zinc	15	10-32	.270"	.698"	.624"	.248"
651073	Black Zinc	15	1/4-20	.270"	.698"	.624"	.248"
651074	Black Zinc	15	5/16-18	.270"	.698"	.624"	.248"
651393	Bright Zinc	15	M6 x 1	.270"	.698"	.624"	.248"
651395	Bright Zinc	15	M8 x 1.25	.270"	.698"	.624"	.248"

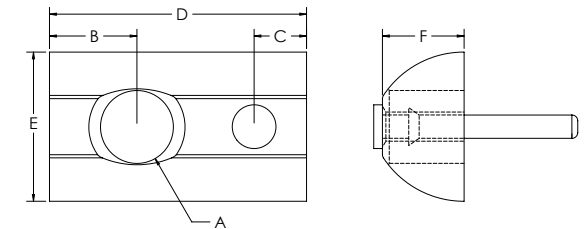
PROFILE

ITEM#	FINISH	SERIES	A	B	C
651477	Mill Finish	10	36.000"	.429"	.167"
651475	Mill Finish	15	36.000"	.624"	.248"

DROP IN T-NUTS WITH RUBBER HANDLE



- Reduces assembly time
- Easy to drop in slot when ends are closed off
- Rubber nub holds T-Nut in vertical

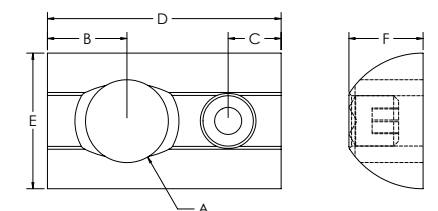


ITEM#	FINISH	SERIES	A	B	C	D	E	F
651157	Black Zinc	10	10-32	.200"	.100"	.400"	.630"	.200"
651325	Bright Zinc	10	10-32	.200"	.100"	.400"	.630"	.200"
651435	Stainless	10	1/4-20	.200"	.100"	.400"	.630"	.200"
651326	Bright Zinc	10	1/4-20	.200"	.100"	.400"	.630"	.200"
651158	Black Zinc	10	1/4-20	.200"	.100"	.400"	.630"	.200"
651402	Bright Zinc	10	M5 x .8	.200"	.100"	.400"	.630"	.200"
651403	Bright Zinc	10	M6 x 1	.200"	.100"	.400"	.630"	.200"
651103	Black Zinc	15	10-32	.300"	.180"	.510"	.880"	.280"
651102	Black Zinc	15	1/4-20	.300"	.180"	.510"	.880"	.280"
651101	Black Zinc	15	5/16-18	.300"	.180"	.510"	.880"	.280"
651318	Bright Zinc	15	5/16-18	.300"	.180"	.510"	.880"	.280"
651246	Stainless	15	1/4-20	.300"	.180"	.510"	.880"	.280"
651372	Bright Zinc	15	M6 x 1	.300"	.180"	.510"	.880"	.280"
651371	Bright Zinc	15	M8 x 1.25	.300"	.180"	.510"	.880"	.280"

DROP IN T-NUTS WITH SET SCREW




- Reduces assembly time
- Easy to drop in slot when ends are closed off
- Set screw holds T-Nut in vertical



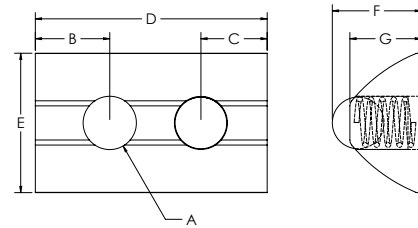
ITEM#	FINISH	SERIES	A	B	C	D	E	F	G
651125	Black Zinc	10	10-32	10-32	.200"	.120"	.630"	.400"	.200"
651126	Black Zinc	10	1/4-20	10-32	.200"	.120"	.630"	.400"	.200"
651122	Black Zinc	15	10-32	10-32	.300"	.200"	.880"	.510"	.280"
651123	Black Zinc	15	1/4-20	10-32	.300"	.200"	.880"	.510"	.280"
651247	Stainless	15	1/4-20	10-32	.300"	.200"	.880"	.510"	.280"
651323	Bright Zinc	15	1/4-20	10-32	.300"	.200"	.880"	.510"	.280"
651124	Black Zinc	15	5/16-18	10-32	.300"	.200"	.880"	.510"	.280"
651248	Stainless	15	5/16-18	10-32	.300"	.200"	.880"	.510"	.280"
651324	Bright Zinc	15	5/16-18	10-32	.300"	.200"	.880"	.510"	.280"
651425	Bright Zinc	15	M6 x 1	10-32	.300"	.200"	.880"	.510"	.280"
651421	Bright Zinc	15	M8 x 1.25	M5 x .8	.300"	.200"	.880"	.510"	.280"

Fractional Fasteners

DROP IN T-NUTS WITH BALL BEARING



- Reduces assembly time
- Easy to drop in slot when ends are closed off
- Ball bearing holds T-Nut in vertical

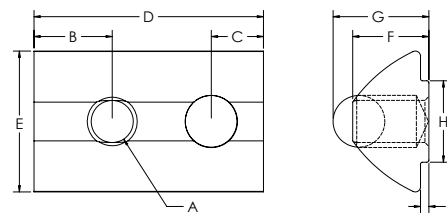


ITEM#	FINISH	SERIES	A	B	C	D	E	F	G
651467	Bright Zinc	10	8-32	.190"	.190"	.630"	.370"	.250"	.200"
651468	Bright Zinc	10	10-32	.190"	.190"	.630"	.390"	.250"	.200"
651469	Bright Zinc	10	1/4-20	.190"	.190"	.630"	.390"	0.25	.200"
651471	Bright Zinc	10	M5 x .8	.190"	.190"	.630"	.390"	.250"	.200"
651472	Bright Zinc	10	M6 x 1	.190"	.190"	.630"	.390"	.250"	.200"
651642	Bright Zinc	15	8-32	.280"	.250"	.880"	.520"	.330"	.270"
651643	Bright Zinc	15	10-32	.280"	.250"	.880"	.520"	.330"	.270"
651644	Bright Zinc	15	1/4-20	.280"	.250"	.880"	.520"	.350"	.270"
651645	Bright Zinc	15	5/16-18	.280"	.250"	.880"	.520"	.340"	.270"
651646	Bright Zinc	15	M5 x .8	.280"	.250"	.880"	.520"	.330"	.270"
651647	Bright Zinc	15	M6 x 1	.280"	.250"	.880"	.520"	.350"	.270"
651648	Bright Zinc	15	M8 x 1.25	.280"	.250"	.880"	.520"	.330"	.270"

STEPPED DROP IN T-NUT WITH BALL BEARING



- Reduces assembly time
- Easy to drop in slot when ends are closed off
- Self aligning roll in slot nut with spring ball

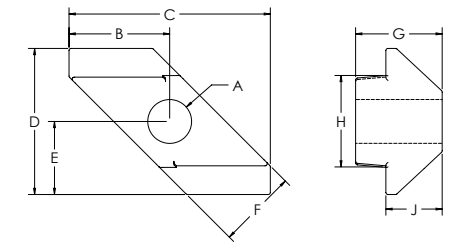


ITEM#	FINISH	SERIES	A	B	C	D	E	F	G	H	I
664114	Bright Zinc	15	1/4-20	.300"	.200"	.870"	.530"	.290"	.380"	.290"	.031"
664115	Bright Zinc	15	10-32	.300"	.200"	.870"	.530"	.290"	.380"	.290"	.031"
664116	Bright Zinc	15	5/16-18	.300"	.200"	.870"	.530"	.290"	.380"	.290"	.031"
664111	Bright Zinc	15	M5	.300"	.200"	.870"	.530"	.290"	.370"	.290"	.031"
664112	Bright Zinc	15	M6	.300"	.200"	.870"	.530"	.290"	.370"	.290"	.031"
664113	Bright Zinc	15	M8	.300"	.200"	.870"	.530"	.290"	.370"	.290"	.031"

Z-NUTS



- Design allows for easy loading from extrusion slot
- Metric thread size only

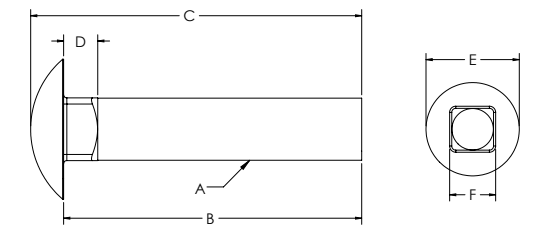


ITEM#	FINISH	SERIES	A	B	C	D	E	F	G	H	I
662002	Bright Zinc	15	M5	.380"	.760"	.551"	.276"	.299"	.327"	.345"	.213"
662001	Bright Zinc	15	M6	.380"	.760"	.551"	.276"	.299"	.327"	.345"	.213"

ECONOMY TSLOT STUDS



- Extrusion end loading only

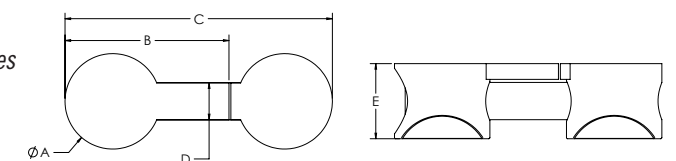


ITEM#	FINISH	A	B	C	D	E	F
651054	Bright Zinc	5/16-18	.750"	.916"	.172"	.704"	.316"
651058	Bright Zinc	5/16-18	1.000"	1.166"	.172"	.704"	.316"
651063	Bright Zinc	5/16-18	1.250"	1.416"	.172"	.704"	.316"
651066	Bright Zinc	5/16-18	1.500"	1.666"	.172"	.704"	.316"
651107	Bright Zinc	5/16-18	1.750"	1.916"	.172"	.704"	.316"
651255	Stainless	5/16-18	.750"	.916"	.172"	.704"	.316"
651261	Stainless	5/16-18	1.000"	1.166"	.172"	.704"	.316"

BUTT FASTENERS



- Allows you to butt two extrusions end to end for maximum strength and alignment
- See page 442 for machining services



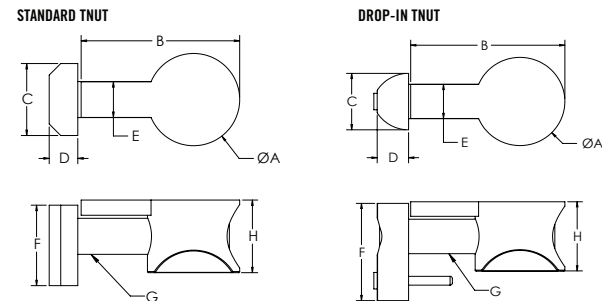
ITEM#	FINISH	SERIES	A	B	C	D	E
651153	Bright Zinc	10	.560"	.730"	1.370"	.250"	.410"
651154	Bright Zinc	15	.800"	1.380"	2.240"	.310"	.630"

Fractional Fasteners

ANCHOR FASTENERS



- Strongest of available fasteners
- Creates 90 degree Tslot connections
- All T-Nuts are offset
- See page 442 for machining services



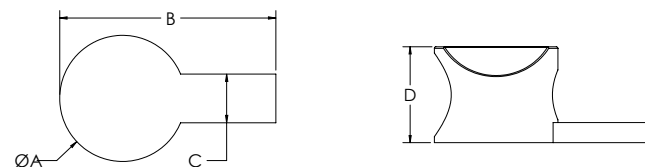
WITH STANDARD T-NUT

ITEM#	FINISH	SERIES	A	B	C	D	E	F	G	H
651173	Bright Zinc	10	.560"	.730"	.429"	.167"	.250"	.477"	10-32 x 3/4 SHCS	.410"
651500	Bright Zinc	10	.560"	.730"	.429"	.170"	.250"	.480"	M5 x 18mm SHCS	.410"
651170	Black	10	.560"	.730"	.429"	.167"	.250"	.477"	10-32 x 3/4 SHCS	.410"
651281	Bright Zinc	15	.800"	1.380"	.624"	.250"	.310"	.700"	SS 5/16-18 x 1.25 SHCS	.630"
651146	Bright Zinc	15	.800"	1.380"	.624"	.250"	.310"	.700"	5/16-18 x 1.25 SHCS	.630"
651145	Black	15	.800"	1.380"	.624"	.250"	.310"	.700"	5/16-18 x 1.25 SHCS	.630"
651424	Bright Zinc	15	.800"	1.380"	.624"	.250"	.310"	.700"	M8 x 30mm SHCS	.630"

WITH DROP-IN T-NUT

ITEM#	FINISH	SERIES	A	B	C	D	E	F	G	H
651149	Black	10	.560"	.730"	.400"	.200"	.250"	.630"	10-32 x 3/4 SHCS	.410"
651148	Bright Zinc	15	.800"	1.380"	.510"	.280"	.310"	.880"	5/16-18 x 1.25 SHCS	.630"

ANCHOR FASTENER CAMS

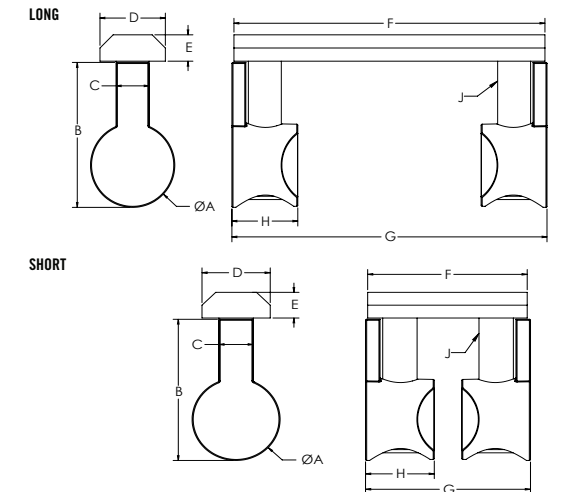


ITEM#	FINISH	SERIES	A	B	C	D
651174	Bright Zinc	10	.560"	.730"	.250"	.410"
651147	Bright Zinc	15	.800"	1.380"	.310"	.630"
651566	Black	10	.560"	.730"	.250"	.410"
651565	Black	15	.800"	1.380"	.310"	.630"

DOUBLE ANCHOR FASTENERS



- Reduces assembly time when mating extrusions have opposing anchor fastener counterbores
- Strongest of available fasteners
- Creates 90 degree Tslot connections
- See page 442 for machining services



SHORT WITH STANDARD T-NUT

ITEM#	FINISH	SERIES	A	B	C	D	E	F	G	H	J
651036	Bright Zinc	10	.560"	.730"	.250"	.436"	.177"	.950"	0.989"	.410"	10-32 x 3/4 SHCS
651044	Bright Zinc	15	.800"	1.380"	.310"	.630"	.250"	1.450"	1.500"	.630"	5/16-18 x 1.25 SHCS

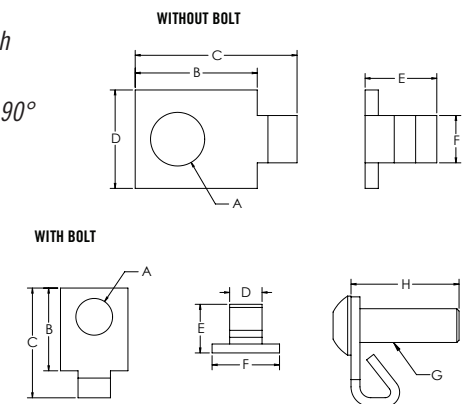
LONG WITH STANDARD T-NUT

ITEM#	FINISH	SERIES	A	B	C	D	E	F	G	H	J
651038	Bright Zinc	10	.560"	.730"	.250"	.440"	.180"	1.970"	1.975"	.410"	10-32 x 3/4 SHCS
651045	Bright Zinc	15	.800"	1.380"	.310"	.620"	.250"	2.950"	2.989"	.630"	5/16-18 x 1.25 SHCS

SINGLE TAB END FASTENERS



- Allows for panels to mate in slots without having to notch panels
- Provides hidden fastener when connecting extrusions at 90°
- Mating extrusions glide over end fastener
- Tapping service required in the extrusion base end and access hole in the mating extrusions
- Prevents mating extrusion from rotating



WITHOUT BOLTS

ITEM#	FINISH	SERIES	A	B	C	D	E	F
651568	Bright Zinc	10	.275"	.489"	.645"	.431"	.293"	.240"
651495	Black Zinc	15	.340"	.770"	1.020"	.300"	.450"	.620"

WITH BOLTS

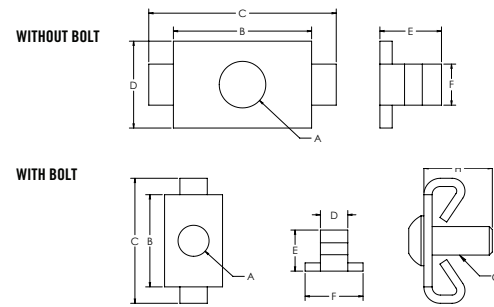
ITEM#	FINISH	SERIES	A	B	C	D	E	F	G	H
651501	Bright Zinc	15	.340"	.770"	1.020"	.300"	.450"	.620"	5/16-18 X 3/4 SHCS	1.000"

Fractional Fasteners

END FASTENERS



- Provides a hidden fastener when connecting extrusions at 90 degrees
- Mating extrusions glide over end fastener
- Tapping service required in the extrusion base end and access hole in the mating extrusion
- Prevents mating extrusion from rotating



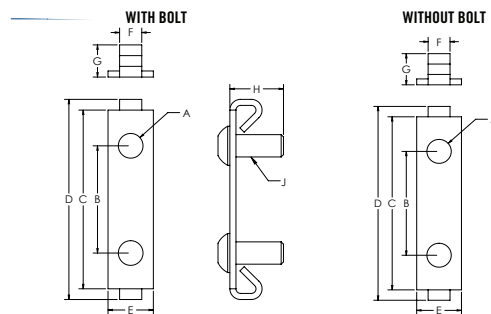
WITHOUT BOLT								
ITEM#	FINISH	SERIES	A	B	C	D	E	F
651291	Bright Zinc	10	.280"	.630"	.890"	.430"	.340"	.250"
651159	Black Zinc	10	.280"	.630"	.890"	.430"	.340"	.250"
651289	Bright Zinc	15	.340"	1.010"	1.370"	.640"	.450"	.300"
651160	Black Zinc	15	.340"	1.010"	1.370"	.640"	.450"	.300"

WITH BOLT										
ITEM#	FINISH	SERIES	A	B	C	D	E	F	G	H
651162	Black Zinc	10	.280"	.630"	.890"	.250"	.340"	.430"	1/4-20 x 3/4 BHSCS	.750"
651292	Bright Zinc	10	.280"	.630"	.890"	.250"	.340"	.430"	SS 1/4-20 x 3/4 BHSCS	.750"
651422	Bright Zinc	10	.280"	.630"	.890"	.250"	.340"	.430"	M6 x 20mm BHSCS	.790"
651161	Black Zinc	15	.340"	1.010"	1.370"	.300"	.450"	.640"	5/16-18 x 3/4 BHSCS	.750"
651290	Bright Zinc	15	.340"	1.010"	1.370"	.300"	.450"	.640"	SS 5/16-18 x 3/4 BHSCS	.750"
651418	Bright Zinc	15	.340"	1.010"	1.370"	.300"	.450"	.640"	M8 x 20mm BHSCS	1.180"

DOUBLE END FASTENERS



- Provides a hidden fastener when connecting extrusions at 90 degrees
- Mating extrusions glide over end fastener
- Tapping service required in the extrusion base end and access hole in the mating extrusion
- Prevents mating extrusion from rotating



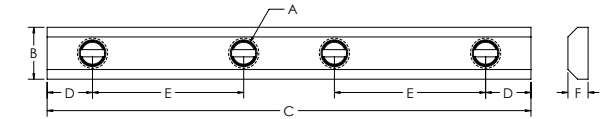
WITHOUT BOLT									
ITEM#	FINISH	SERIES	A	B	C	D	E	F	G
651329	Bright Zinc	10	.280"	1.000"	1.630"	1.880"	.430"	.340"	.250"
651139	Black Zinc	10	.280"	1.000"	1.630"	1.880"	.430"	.340"	.250"
651330	Bright Zinc	15	.350"	1.500"	2.500"	2.800"	.640"	.450"	.310"
651140	Black Zinc	15	.350"	1.500"	2.500"	2.800"	.640"	.450"	.310"

WITH BOLTS											
ITEM#	FINISH	SERIES	A	B	C	D	E	F	G	H	J
651137	Black Zinc	10	.280"	1.000"	1.630"	1.880"	.430"	.250"	.340"	.750"	1/4-20 x 3/4 BHSCS
651327	Bright Zinc	10	.280"	1.000"	1.630"	1.880"	.430"	.250"	.340"	.750"	SS 1/4-20 x 3/4 BHSCS
651428	Bright Zinc	10	.280"	1.000"	1.630"	1.880"	.430"	.250"	.340"	.790"	M6 x 25mm BHSCS
651138	Black Zinc	15	.350"	1.500"	2.500"	2.800"	.640"	.310"	.450"	.750"	5/16-18 x 3/4 BHSCS
651328	Bright Zinc	15	.350"	1.500"	2.500"	2.800"	.640"	.310"	.450"	.750"	SS 5/16-18 x 3/4 BHSCS
651429	Bright Zinc	15	.350"	1.500"	2.500"	2.800"	.640"	.310"	.450"	.980"	M8 x 25mm BHSCS

CONNECTOR LINK



- Fastening link to connect similar series profiles together
- Requires no machining

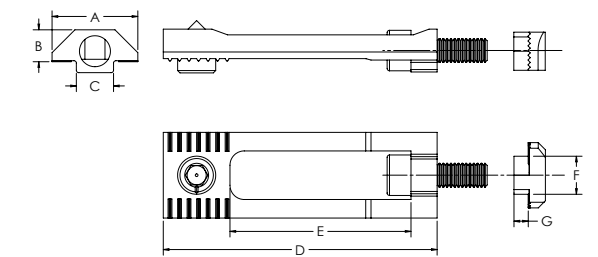


ITEM#	FINISH	SERIES	A	B	C	D	E	F
662005	Black Zinc	10	1/4-20	.430"	4.000"	.380"	1.250"	.170"
662075	Black Zinc	15	5/16-18	.620"	6.000"	.500"	2.000"	.250"

MILLING CONNECTOR



- For fast connection of two tslot profiles, zinc plated
- Requires no machining



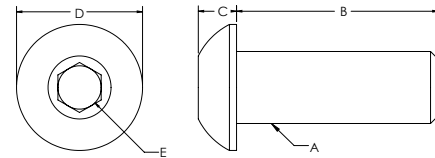
ITEM#	FINISH	SERIES	A	B	C	D	E	F
655815	Bright Zinc	15	.709"	.264"	.307"	2.264"	1.496"	.315"

Fractional Fasteners

BUTTON HEAD SOCKET CAP SCREWS



- Grade 8 or stronger
- Alloy steel
- ANSI B18.3 rating



ITEM#	FINISH	A	B	C	D	E
651020	Black Phosphate	6-32	3/8"	0.068"	0.256"	5/64
651006	Black Phosphate	8-32	1/2"	0.082"	0.305"	3/32
651007	Black Phosphate	8-32	7/8"	0.082"	0.305"	3/32
651008	Black Phosphate	10-32	3/8"	0.096"	0.354"	1/8
651011	Black Phosphate	10-32	1/2"	0.096"	0.354"	1/8
651012	Black Phosphate	10-32	5/8"	0.096"	0.354"	1/8
651015	Black Phosphate	10-32	3/4"	0.096"	0.354"	1/8
651302	Stainless	10-32	3/8"	0.096"	0.354"	1/8
651304	Stainless	10-32	1/2"	0.096"	0.354"	1/8
651306	Stainless	10-32	5/8"	0.096"	0.354"	1/8
651019	Black Phosphate	1/4-20	3/8"	0.127"	0.428"	5/32
651021	Black Phosphate	1/4-20	1/2"	0.127"	0.428"	5/32
651023	Black Phosphate	1/4-20	5/8"	0.127"	0.428"	5/32
651025	Black Phosphate	1/4-20	3/4"	0.127"	0.428"	5/32
651462	Black Phosphate	1/4-20	1"	0.127"	0.428"	5/32
651463	Black Phosphate	1/4-20	1-1/4"	0.127"	0.428"	5/32
651296	Stainless	1/4-20	3/8"	0.127"	0.428"	5/32
651298	Stainless	1/4-20	1/2"	0.127"	0.428"	5/32
651284	Stainless	1/4-20	5/8"	0.127"	0.428"	5/32
651300	Stainless	1/4-20	3/4"	0.127"	0.428"	5/32
651048	Black Phosphate	5/16-18	1/2"	0.159"	0.537"	3/16
651051	Black Phosphate	5/16-18	5/8"	0.159"	0.537"	3/16
651053	Black Phosphate	5/16-18	3/4"	0.159"	0.537"	3/16
651055	Black Phosphate	5/16-18	7/8"	0.159"	0.537"	3/16
651056	Black Phosphate	5/16-18	1"	0.159"	0.537"	3/16
651249	Stainless	5/16-18	1/2"	0.159"	0.537"	3/16
651251	Stainless	5/16-18	5/8"	0.159"	0.537"	3/16
651253	Stainless	5/16-18	3/4"	0.159"	0.537"	3/16
651256	Stainless	5/16-18	7/8"	0.159"	0.537"	3/16
651259	Stainless	5/16-18	1"	0.159"	0.537"	3/16

BUTTON HEAD SOCKET CAP SCREW COMBINATION PARTS

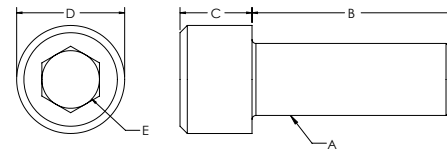
ITEM#	SERIES	BOLT ITEM	FINISH	THREAD	LENGTH	TNUT ITEM	TNUT TYPE	FINISH	WASHER ITEM
651176	10	651021	Black Phosphate	1/4-20	1/2"	651163	Economy	Black Zinc	651080
651177	10	651021	Black Phosphate	1/4-20	1/2"	651126	Drop-In	Black Zinc	651080
651171	10	651021	Black Phosphate	1/4-20	1/2"	651163	Economy	Black Zinc	--
651172	10	651021	Black Phosphate	1/4-20	1/2"	651326	Drop-In	Bright Zinc	--
651490	10	651021	Black Phosphate	1/4-20	1/2"	651099	DBL Economy	Black Zinc	--
651152	10	651023	Black Phosphate	1/4-20	5/8"	--	--	--	651080
651274	10	651284	Stainless Steel	1/4-20	5/8"	651294	Economy	Stainless Steel	651279
651216	10	651025	Black Phosphate	1/4-20	3/4"	651077	Hex Nut	Black Zinc	651080
651155	10	651025	Black Phosphate	1/4-20	3/4"	651163	Economy	Black Zinc	651080
651156	10	651025	Black Phosphate	1/4-20	3/4"	651326	Drop-In	Black Zinc	651080
651190	15	651051	Black Phosphate	5/16-18	5/8"	651097	Economy	Black Zinc	651081
651192	15	651051	Black Phosphate	5/16-18	5/8"	651645	Drop-In	Bright Zinc	651081
651150	15	651051	Black Phosphate	5/16-18	5/8"	651097	Economy	Black Zinc	--
651258	15	651251	Stainless Steel	5/16-18	5/8"	651288	Economy	Stainless Steel	651280
651193	15	651053	Black Phosphate	5/16-18	3/4"	651097	Economy	Black Zinc	651081
651194	15	651053	Black Phosphate	5/16-18	3/4"	651645	Drop-In	Bright Zinc	651081
651195	15	651053	Black Phosphate	5/16-18	3/4"	651078	Hex Nut	Black Zinc	651081
651151	15	651053	Black Phosphate	5/16-18	3/4"	--	--	--	651081
651265	15	651253	Stainless Steel	5/16-18	3/4"	651288	Economy	Stainless Steel	651280
651197	15	651056	Black Phosphate	5/16-18	1"	651645	Drop-In	Bright Zinc	651081
651266	15	651259	Stainless Steel	5/16-18	1"	651288	Economy	Stainless Steel	651280

Fractional Fasteners

SOCKET HEAD CAP SCREWS



- Grade 8 or stronger
- Alloy steel
- ANSI B18.3 rating



ITEM#	FINISH	A	B	C	D	E
658590	Black Phosphate	8 32	7/16"	0.162"	0.266"	9/64
658591	Black Phosphate	8 32	5/8"	0.162"	0.266"	9/64
658588	Black Phosphate	8 32	3/4"	0.162"	0.266"	9/64
658589	Black Phosphate	8 32	1"	0.162"	0.266"	9/64
651009	Black Phosphate	10 32	3/8"	0.188"	0.305"	5/32
651010	Black Phosphate	10 32	1/2"	0.188"	0.305"	5/32
651013	Black Phosphate	10 32	5/8"	0.188"	0.305"	5/32
651293	Stainless	10 32	3/4"	0.188"	0.305"	5/32
651301	Stainless	10 32	3/8"	0.188"	0.305"	5/32
651303	Stainless	10 32	1/2"	0.188"	0.305"	5/32
651305	Stainless	10 32	5/8"	0.188"	0.305"	5/32
651017	Black Phosphate	10 32	3/4"	0.188"	0.305"	5/32
651018	Black Phosphate	1/4 20	3/8"	0.247"	0.366"	3/16
651022	Black Phosphate	1/4 20	1/2"	0.247"	0.366"	3/16
651024	Black Phosphate	1/4 20	5/8"	0.247"	0.366"	3/16
651027	Black Phosphate	1/4 20	3/4"	0.247"	0.366"	3/16
651028	Black Phosphate	1/4 20	7/8"	0.247"	0.366"	3/16
651029	Black Phosphate	1/4 20	1"	0.247"	0.366"	3/16
651030	Black Phosphate	1/4 20	1-1/4"	0.247"	0.366"	3/16
651031	Black Phosphate	1/4 20	1-1/2"	0.247"	0.366"	3/16
651489	Black Phosphate	1/4 20	2-1/2"	0.247"	0.366"	3/16
651295	Stainless	1/4 20	3/8"	0.247"	0.366"	3/16
651297	Stainless	1/4 20	1/2"	0.247"	0.366"	3/16
651299	Stainless	1/4 20	3/4"	0.247"	0.366"	3/16
651286	Stainless	1/4 20	1"	0.247"	0.366"	3/16
651250	Stainless	5/16 18	1/2"	0.309"	0.463"	1/4
651252	Stainless	5/16 18	5/8"	0.309"	0.463"	1/4
651254	Stainless	5/16 18	3/4"	0.309"	0.463"	1/4
651257	Stainless	5/16 18	7/8"	0.309"	0.463"	1/4
651260	Stainless	5/16 18	1"	0.309"	0.463"	1/4
651262	Stainless	5/16 18	1-1/4"	0.309"	0.463"	1/4
651049	Black Phosphate	5/16 18	1/2"	0.309"	0.463"	1/4
651050	Black Phosphate	5/16 18	5/8"	0.309"	0.463"	1/4
651052	Black Phosphate	5/16 18	3/4"	0.309"	0.463"	1/4
651057	Black Phosphate	5/16 18	7/8"	0.309"	0.463"	1/4
651059	Black Phosphate	5/16 18	1"	0.309"	0.463"	1/4
651060	Black Phosphate	5/16 18	1-1/4"	0.309"	0.463"	1/4

ITEM#	FINISH	A	B	C	D	E
651064	Black Phosphate	5/16 18	1-1/2"	0.309"	0.463"	1/4
651650	Black Phosphate	5/16 18	1-3/4"	0.309"	0.463"	1/4
651651	Black Phosphate	5/16 18	2"	0.309"	0.463"	1/4
651652	Black Phosphate	5/16 18	2-1/4"	0.309"	0.463"	1/4
651653	Black Phosphate	5/16 18	2-1/2"	0.309"	0.463"	1/4
651654	Black Phosphate	5/16 18	3"	0.309"	0.463"	1/4
651488	Black Phosphate	5/16 18	3-1/2"	0.309"	0.463"	1/4
651061	Black Phosphate	3/8 16	1"	0.372"	0.558"	5/16
651062	Black Phosphate	3/8 16	3/4"	0.372"	0.558"	5/16

SOCKET HEAD CAP SCREWS COMBINATION PARTS

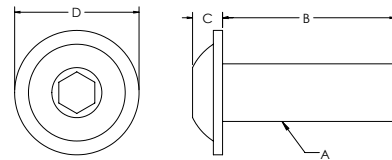
ITEM#	SERIES	BOLT ITEM	FINISH	THREAD	LENGTH	TNUT ITEM	TNUT TYPE	FINISH	WASHER ITEM
651206	10	651013	Black Phosphate	10-32	5/8"	651014	Hex Nut	Black Zinc	651016
651234	10	651022	Black Phosphate	1/4-20	1/2"	651163	Economy	Black Zinc	--
651235	10	651022	Black Phosphate	1/4-20	1/2"	651469	Drop-In	Bright Zinc	--
651236	10	651024	Black Phosphate	1/4-20	5/8"	651163	Economy	Black Zinc	--
651240	10	651024	Black Phosphate	1/4-20	5/8"	651163	Economy	Black Zinc	651080
651117	10	651027	Black Phosphate	1/4-20	3/4"	651163	Economy	Black Zinc	--
651175	10	651027	Black Phosphate	1/4-20	3/4"	651158	Drop-In	Black Zinc	--
651118	10	651028	Black Phosphate	1/4-20	7/8"	651163	Economy	Black Zinc	--
651119	10	651029	Black Phosphate	1/4-20	1"	651163	Economy	Black Zinc	--
651120	10	651030	Black Phosphate	1/4-20	1-1/4"	651163	Economy	Black Zinc	--
651121	10	651031	Black Phosphate	1/4-20	1-1/2"	651163	Economy	Black Zinc	--
651483	10	651489	Black Phosphate	1/4-20	2-1/2"	651163	Economy	Black Zinc	--
651199	15	651049	Black Phosphate	5/16-18	1/2"	651097	Economy	Black Zinc	--
651267	15	651250	Stainless Steel	5/16-18	1/2"	651288	Economy	Stainless Steel	--
651201	15	651050	Black Phosphate	5/16-18	5/8"	651097	Economy	Black Zinc	--
651209	15	651050	Black Phosphate	5/16-18	5/8"	651097	Economy	Black Zinc	651081
651268	15	651252	Stainless Steel	5/16-18	5/8"	651288	Economy	Stainless Steel	--
651202	15	651052	Black Phosphate	5/16-18	3/4"	651097	Economy	Black Zinc	--
651213	15	651052	Black Phosphate	5/16-18	3/4"	651097	Economy	Black Zinc	651081
651215	15	651052	Black Phosphate	5/16-18	3/4"	651645	Drop-In	Bright Zinc	651081
651205	15	651057	Black Phosphate	5/16-18	7/8"	651097	Economy	Black Zinc	--
651207	15	651057	Black Phosphate	5/16-18	7/8"	651645	Drop-In	Bright Zinc	--
651198	15	651057	Black Phosphate	5/16-18	7/8"	651078	Hex Nut	Black Zinc	651081
651217	15	651059	Black Phosphate	5/16-18	1"	651097	Economy	Black Zinc	651081
651482	15	651060	Black Phosphate	5/16-18	1-1/4"	651097	Economy	Black Zinc	--
651487	15	651064	Black Phosphate	5/16-18	1-1/2"	651097	Economy	Black Zinc	--
651485	15	651654	Black Phosphate	5/16-18	3"	651097	Economy	Black Zinc	--
651486	15	651488	Black Phosphate	5/16-18	3-1/2"	651097	Economy	Black Zinc	--

Fractional Fasteners

FLANGED BUTTON HEAD SOCKET CAP SCREWS



- Grade 8 or stronger
- Alloy steel
- ANSI B18.3 rating



ITEM#	FINISH	A	B	C	D	E
651169	Black Phosphate	1/4-20	.375"	.130"	.540"	3/16
651136	Black Phosphate	1/4-20	.500"	.130"	.540"	3/16
651026	Black Phosphate	1/4-20	.750"	.130"	.540"	3/16
651135	Black Phosphate	5/16-18	.500"	.174"	.675"	1/4
651134	Black Phosphate	5/16-18	.685"	.174"	.675"	1/4
651634*	Black Phosphate	5/16-18	.685"	.174"	.675"	1/4

* 651634 comes with Loctite

FLANGED BUTTON HEAD SOCKET CAP SCREW COMBINATION PARTS

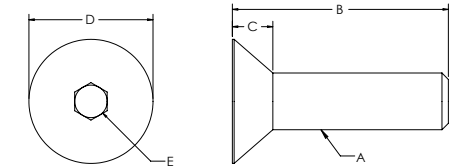
ITEM#	SERIES	BOLT ITEM	FINISH	THREAD	LENGTH	TNUT ITEM	TNUT TYPE	FINISH	WASHER ITEM
651166	10	651169	Black Phosphate	1/4-20	3/8"	651163	Economy	Black Zinc	--
651130	10	651136	Black Phosphate	1/4-20	1/2"	651163	Economy	Black Zinc	--
651224	10	651136	Black Phosphate	1/4-20	1/2"	651326	Drop-In	Bright Zinc	--
651142	10	651136	Black Phosphate	1/4-20	1/2"	651099	DBL Economy	Black Zinc	--
651144	10	651136	Black Phosphate	1/4-20	1/2"	651106	TRPL Economy	Black Zinc	--
651164	10	651026	Black Phosphate	1/4-20	3/4"	651163	Economy	Black Zinc	--
651228	10	651026	Black Phosphate	1/4-20	3/4"	651326	Drop-In	Black Zinc	--
651002	10	651026	Black Phosphate	1/4-20	3/4"	651077	Hex Nut	Black Zinc	651080
651127	15	651135	Black Phosphate	5/16-18	1/2"	651645	Drop-In	Bright Zinc	--
651128	15	651135	Black Phosphate	5/16-18	1/2"	651097	Economy	Black Zinc	--
651132	15	651134	Black Phosphate	5/16-18	11/16"	651645	Drop In	Bright Zinc	--
651210	15	651134	Black Phosphate	5/16-18	11/16"	651078	Hex Nut	Black Zinc	651081
651129	15	651134	Black Phosphate	5/16-18	11/16"	651097	Economy	Black Zinc	--
651141	15	651134	Black Phosphate	5/16-18	11/16"	651098	DBL Economy	Black Zinc	--
651143	15	651134	Black Phosphate	5/16-18	11/16"	651104	TRPL Economy	Black Zinc	--
651635*	15	651634	Black Phosphate	5/16-18	11/16"	651097	Economy	Black Zinc	--
651636*	15	651634	Black Phosphate	5/16-18	11/16"	651098	DBL Economy	Black Zinc	--
651637*	15	651634	Black Phosphate	5/16-18	11/16"	651104	TRPL Economy	Black Zinc	--

* Comes with Loctite bolts

FLATHEAD SOCKET CAP SCREWS



- Grade 8 or stronger
- Alloy steel
- ANSI B18.3 rating



ITEM#	FINISH	A	B	C	D	E
651466	Black Phosphate	6-32	1/2"	0.097"	0.285"	5/64
651188	Black Phosphate	6-32	3/8"	0.097"	0.285"	5/64
651005	Black Phosphate	10-32	1/2"	0.127"	0.385"	1/8
651179	Black Phosphate	10-32	1/2"	0.127"	0.385"	1/8
651178	Black Phosphate	1/4-20	1/2"	0.161"	0.505"	5/32
651180	Black Phosphate	1/4-20	5/8"	0.161"	0.505"	5/32
651540	Black Phosphate	1/4-20	3/4"	0.161"	.505"	5/32
651181	Black Phosphate	5/16-18	5/8"	0.198"	0.628"	3/16
651182	Black Phosphate	5/16-18	3/4"	0.198"	0.628"	3/16
658017	Black Phosphate	5/16-18	1"	0.198"	0.628"	3/16
651187	Black Phosphate	3/8-16	3/4"	0.234"	0.751"	7/32

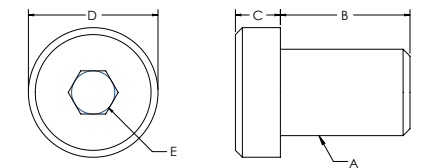
FLATHEAD SOCKET CAP SCREW COMBINATION PARTS

ITEM#	SERIES	BOLT ITEM	FINISH	THREAD	LENGTH	TNUT ITEM	TNUT TYPE	FINISH
651185	10	651178	Black Phosphate	1/4-20	1/2"	651163	Economy	Black Zinc
651186	10	651178	Black Phosphate	1/4-20	1/2"	651158	Drop-In	Black Zinc
651545	10	651180	Black Phosphate	1/4-20	5/8"	651105	Economy	Black Zinc
651183	15	651181	Black Phosphate	5/16-18	5/8"	651097	Economy	Black Zinc
651184	15	651181	Black Phosphate	5/16-18	5/8"	651645	Drop-In	Bright Zinc

LOWHEAD SOCKET CAP SCREWS



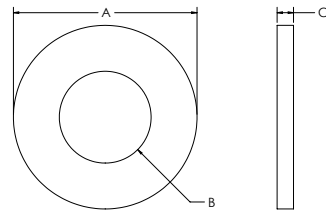
- Grade 8 or stronger
- Alloy steel
- ANSI B18.3 rating



ITEM#	FINISH	A	B	C	D	E
651474	Black Phosphate	1/4-20	3/8"	.123"	0.372"	.125"
651003	Black Phosphate	1/4-20	1"	.123"	0.372"	.125"
651004	Black Phosphate	5/16-18	1-1/4"	.154"	0.434"	.156"

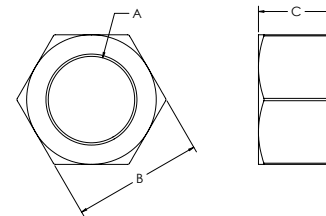
Fractional Fasteners

WASHERS



ITEM#	FINISH	TYPE	A	B	C
651016	Black Zinc	10-32	.500"	.219"	.050"
651080	Black Zinc	1/4"	.625"	.291"	.060"
651081	Black Zinc	5/16"	.688"	.354"	.069"
651082	Black Zinc	3/8"	.813"	.415"	.069"
651083	Black Zinc	1/2"	1.063"	.531"	.095"
651279	Stainless	1/4"	.625"	.281"	.048"
651280	Stainless	5/16"	.745"	.344"	.048"

HEX NUTS



ITEM#	FINISH	A	B	C
651014	Black Zinc	10-32	.375"	.125"
651077	Black Zinc	1/4-20	.438"	.215"
651078	Black Zinc	5/16-18	.500"	.261"
651310	Bright Zinc	5/16-18	.500"	.328"
651079	Black Zinc	3/8	.553"	.328"

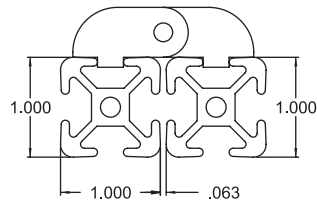
CONTENT

05 TSLOTS Hardware

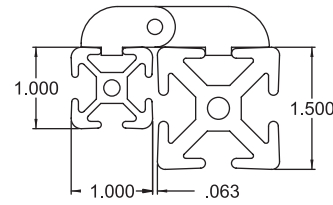
Hinges	116-124
Handles	124-127
Door Catches	127-132
Door Slide Track	133
Cup Holder	133
Tool Hangers & Clamps	134-135
End Caps & Covers	135-136
Manifold Plates	137-141
Binder & Sensor Blocks	142-143
Casters	144-148
Caster Base Plates	149-150
Glides, Mounts And Feet	151-153
Base Plates	154-157
Base Plate - Floor Mounts	158
45° Supports	159
Pivot Joints	160
Dynamic Hinges & Arms	161-164
Dynamic Hinge Assemblies	165-170
Pivot Bracket - 90°	171
Structural Hinges & Arms	172-176
Structural Hinges Assemblies	177-182

05 TSLOTS HARDWARE FRACTIONAL

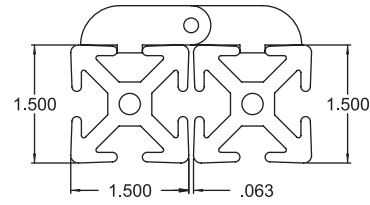
TSLOTS Hardware



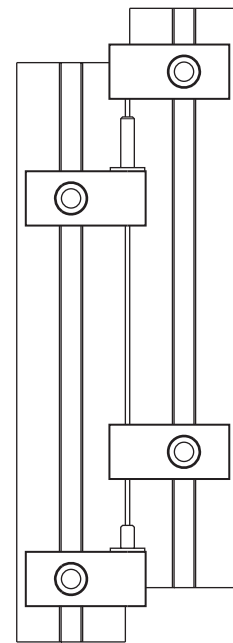
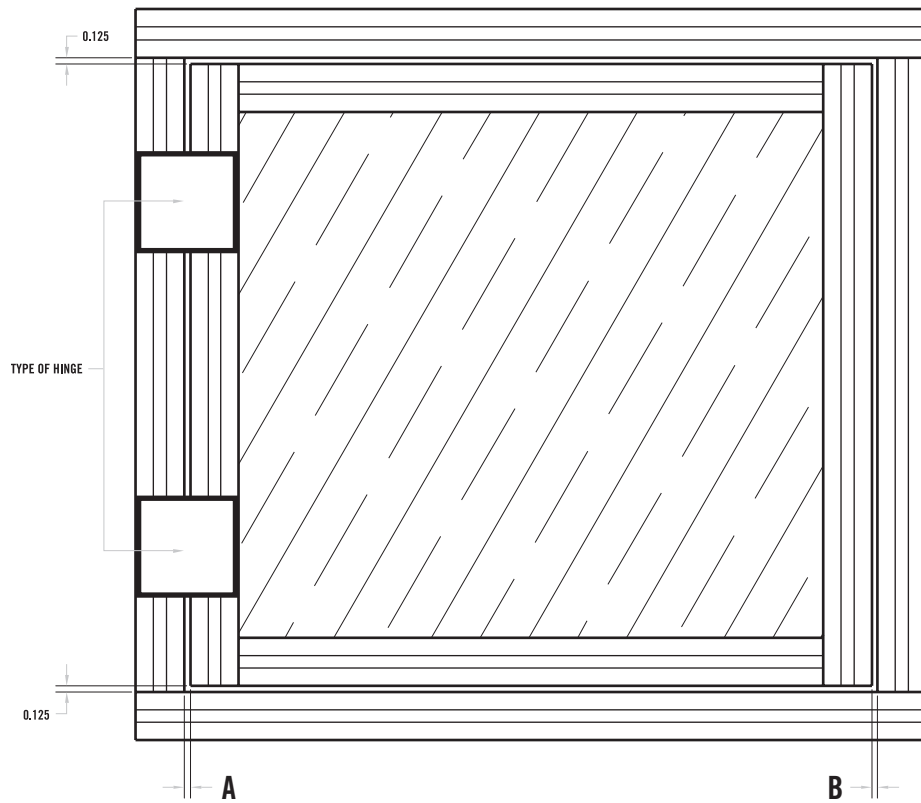
10 Series



10 to 15 Series



15 Series



HINGE TYPE

DIMENSION A DIMENSION B

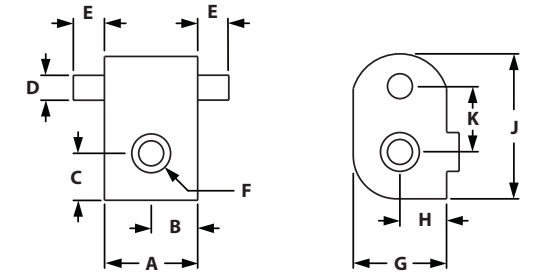
15 S Lift Off Hinge Assembly	.063"	.187"
10 S Lift Off Hinge Assembly	.063"	.187"
10 S to 15 S Lift Off Hinge Assembly	.063"	.187"
15 S Aluminum Hinge (655082)	.125"	.125"
10 S Aluminum Hinge (655083)	.063"	.187"
10 S to 15 S Aluminum Hinge (655081)	.125"	.125"

* Note: For all doors, make the door .25" smaller in height and width than the door frame.

LIFT OFF HINGES



- Stronger connection
- Longer lasting dowel pin and bronze bushing
- Mounting fasteners included



RIGHT HAND HINGES

ITEM#	SERIES	PIN	A	B	C	D	E	F	G	H	J	K
655070	10	Long	.750"	.375"	.377"	.250"	.750"	10-32	.500"	.250"	1.156"	.529"
655072	10	Short	.750"	.375"	.377"	.250"	.360"	10-32	.500"	.250"	1.156"	.529"
655089	15	Long	.750"	.375"	.625"	.250"	.750"	1/4-20	.500"	.250"	1.655"	.780"
655091	15	Short	.750"	.375"	.625"	.250"	.360"	1/4-20	.500"	.250"	1.655"	.780"

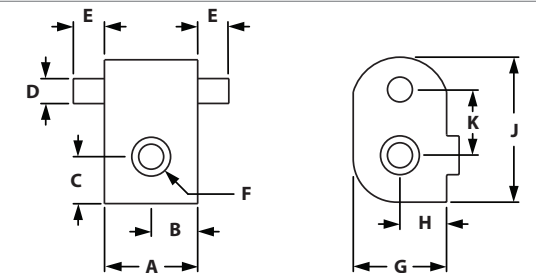
LEFT HAND HINGES

ITEM#	SERIES	PIN	A	B	C	D	E	F	G	H	J	K
655071	10	Long	.750"	.375"	.377"	.250"	.750"	10-32	.500"	.250"	1.156"	.529"
655073	10	Short	.750"	.375"	.377"	.250"	.360"	10-32	.500"	.250"	1.156"	.529"
655090	15	Long	.750"	.375"	.625"	.250"	.750"	1/4-20	.500"	.250"	1.655"	.780"
655092	15	Short	.750"	.375"	.625"	.250"	.360"	1/4-20	.500"	.250"	1.655"	.780"

TWO PIN HINGES



- Stronger connection
- Longer lasting dowel pin and bronze bushing
- Mounting fasteners included



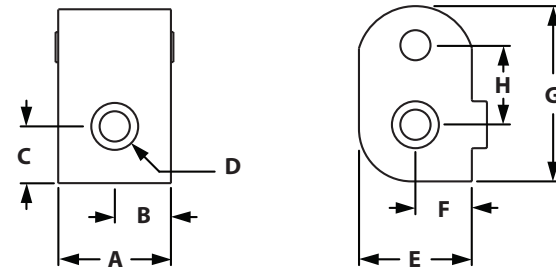
ITEM#	SERIES	A	B	C	D	E	F	G	H	J	K
655075	10	.750"	.375"	.377"	.250"	.360"	10-32	.500"	.250"	1.156"	.529"
655094	15	.750"	.375"	.625"	.250"	.360"	1/4-20	.500"	.250"	1.655"	.780"

Lift Off Hinges

HINGE BUSHINGS



- Bushing for lift off hinges to create assemblies
- Bronze bushing used for durability
- Mounting fasteners included



ITEM#	SERIES	A	B	C	D	E	F	G	H	J	K
655074	10	.750"	.375"	.377"	N/A	N/A	10-32	.500"	.250"	1.156"	.529"
655093	15	.750"	.375"	.625"	N/A	N/A	1/4-20	.500"	.250"	1.655"	.780"

INCLUDED FASTENERS

SERIES	QTY	BOLT #	BOLT DESCRIPTION	TNUT #	TNUT DESCRIPTION
10	1	651010	10-32 x 1/2" SHCS	651096	Economy
15	1	651024	1/4-20 x 5/8" SHCS	651105	Economy

LIFT OFF HINGE ASSEMBLIES



- Lift off hinge assemblies come with 2 mating bushings and 1 left and 1 right standard short or long hinge
- Mounting fasteners included

ITEM#	SERIES	STYLE	ASSEMBLY PARTS		
			BUSHING (QTY)	SHORT PIN (QTY)	LONG PIN (QTY)
655062	10	Right Hand	655074 (2)	655072 (1)	655070 (1)
655063	10	Left Hand	655074 (2)	655073 (1)	655071 (1)
655100	15	Right Hand	655093 (2)	655091 (1)	655089 (1)
655101	15	Left Hand	655093 (2)	655092 (1)	655090 (1)

HEAVY LIFT OFF HINGE ASSEMBLIES



- Heavy lift off hinge comes with 1 mating bushing and 2 hinges.
- Hinges are on both sides of bushings so can be used as left or right hinge assemblies
- Mounting fasteners included
- Available in short pin hinges only

ITEM#	SERIES	STYLE	ASSEMBLY PARTS		
			BUSHING (QTY)	LEFT HINGE (QTY)	RIGHT HINGE (QTY)
655064	10	Left & Right	655074 (1)	655073 (1)	655072 (1)
655102	15	Left & Right	655093 (1)	655092 (1)	655091 (1)

TRANSITION LIFT OFF HINGE ASSEMBLIES



- Transitions from 10s to 15s extrusions
- Mounting fasteners included

ITEM#	SERIES	STYLE	ASSEMBLY PARTS		
			BUSHING (QTY)	SHORT HINGE (QTY)	LONG HINGE (QTY)
655097	10 to 15	Right Hand	655074 (2)	655091 (1)	655089 (1)
655098	10 to 15	Left Hand	655074 (2)	655092 (1)	655090 (1)

TRANSITION HEAVY LIFT OFF HINGE ASSEMBLY



- Transitions from 10s to 15s extrusions
- Hinges are on both sides of bushings so can be used as left or right hinge assemblies
- Mounting fasteners included
- Available in short pin hinges only

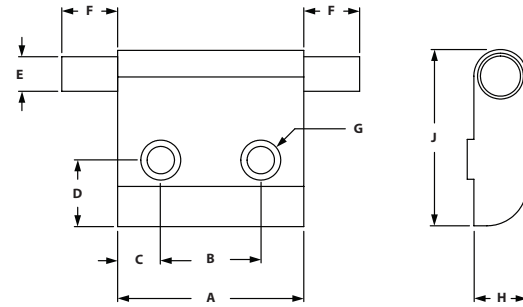
ITEM#	SERIES	STYLE	ASSEMBLY PARTS		
			BUSHING (QTY)	LEFT HINGE (QTY)	RIGHT HINGE (QTY)
655099	10 to 15	Left & Right	655074 (1)	655092 (1)	655091 (1)

Heavy Duty Lift Off Hinges

HEAVY DUTY LIFT OFF HINGES



- Heavy duty lift off hinges are stronger and more durable than standard lift off hinges
- Mounting fasteners included



RIGHT HAND HINGES

ITEM#	SERIES	PIN	A	B	C	D	E	F	G	H	J
699737	15	Short	1.750"	.940"	.405"	.625"	.250"	.360"	.257"	.500"	1.657"
699738	15	Long	1.750"	.940"	.405"	.625"	.250"	.750"	.257"	.500"	1.657"

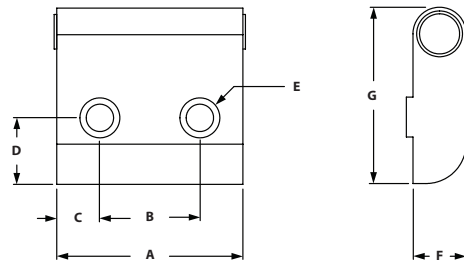
LEFT HAND HINGES

ITEM#	SERIES	PIN	A	B	C	D	E	F	G	H	J
699735	15	Short	1.750"	.940"	.405"	.625"	.250"	.360"	.257"	.500"	1.657"
699736	15	Long	1.750"	.940"	.405"	.625"	.250"	.750"	.257"	.500"	1.657"

HEAVY DUTY HINGE BUSHINGS



- Heavy duty bushing for lift off hinges to create assemblies
- Bronze bushing used for durability
- Mounting fasteners included



ITEM#	SERIES	A	B	C	D	E	F	G
699739	15	1.750"	.940"	.405"	.625"	.257"	.500"	1.657"

INCLUDED FASTENERS

SERIES	QTY	BOLT #	BOLT DESCRIPTION	TNUT #	TNUT DESCRIPTION
15	2	651024	1/4-20 x 5/8" SHCS	651105	Economy

HEAVY DUTY LIFT OFF HINGE ASSEMBLIES



- Heavy duty hinge assembly comes with 1 bushing and 1 left or right hinge
- Short and long pins are available
- Mounting fasteners included

ASSEMBLY PARTS

ITEM#	SERIES	PIN	STYLE	BUSHING (QTY)	HINGE (QTY)
699730	15	Short	Left Hand	699739 (1)	699735 (1)
699731	15	Short	Right Hand	699739 (1)	699737 (1)
699732	15	Long	Left Hand	699739 (1)	699736 (1)
699733	15	Long	Right Hand	699739 (1)	699738 (1)

HEAVY DUTY LIFT OFF PAIR HINGE ASSEMBLIES



- Heavy duty lift off pair assembly comes with 2 bushings and 1 short and long hinge
- Available in left and right hand
- Mounting fasteners included

ASSEMBLY PARTS

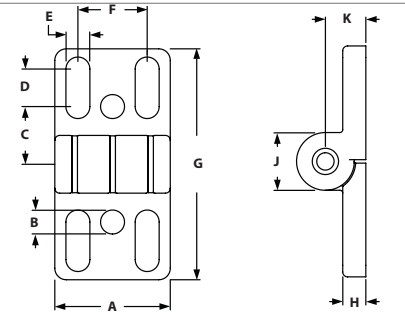
ITEM#	SERIES	STYLE	BUSHING (QTY)	SHORT HINGE (QTY)	LONG HINGE (QTY)
699726	15	Left Hand	699739 (2)	699735 (1)	699736 (1)
699727	15	Right Hand	699739 (2)	699737 (1)	699738 (1)

Hinges

UNIVERSAL DOOR HINGE W/ OBLONG HOLES



- Hinges panels or extrusions
- Oblong holes allow you to adjust the gap of the door or panel
- Die-cast black powder coated
- .575" gap when using 10s profiles



ITEM#	SERIES	A	B	C	D	E	F	G	H	J	K
655768	10/15	1.575"	.327"	.787"	.512"	.327"	.950"	3.150"	.315"	.787"	.552"

RECOMMENDED FASTENERS(TO EXTRUSION SLOT)

ITEM#	SERIES	QTY	BOLT	TNUT	WASHER
651240	10	4	1/4-20 x 5/8" BHSCS	Economy	Yes
651213*	15	4	5/16-18 x 3/4" SHCS	Economy	Yes

*Combination part

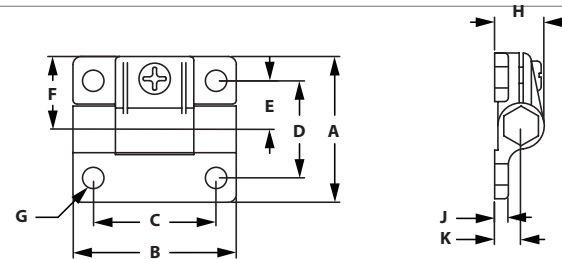
RECOMMENDED FASTENERS (TO PANEL)

ITEM#	SERIES	QTY	BOLT	HEX NUT	WASHER
651055, 651081, 651078	15	4	5/16-18 x 7/8" BHSCS	Yes	Yes

PLASTIC ADJUSTABLE HINGES



- Allows you to mount plastic panels and doors directly to TSLOTS
- Adjustable hinge allows you to increase or decrease pivot tension
- Adjustable Hinges are not suitable for hinging two TSLOTS extrusions together



ITEM#	SERIES	A	B	C	D	E	F	G	H	J	K
655078	10	1.440"	1.690"	1.250"	1.000"	.500"	.720"	.197"	.500"	.230"	.270"
655077	15	2.250"	2.500"	1.880"	1.500"	.750"	1.125"	.270"	.770"	.200"	.410"

RECOMMENDED FASTENERS (MOUNT TO EXTRUSION)

ITEM#	SERIES	QTY	BOLT	TNUT
651204	10	2	10-32 x 3/8" SHCS	Economy
651023 & 651105	15	2	1/4-20 x 5/8" BHSCS	Economy

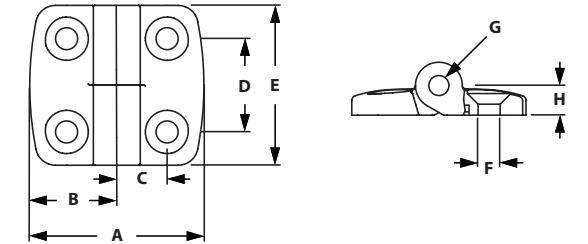
RECOMMENDED FASTENERS (TO PANEL)

ITEM#	SERIES	QTY	BOLT	HEX NUT	WASHER
651206	10	2	10-32 x 5/8" SHCS	Yes	Yes
651216	15	2	1/4-20 x 3/4" BHSCS	Yes	Yes

PLASTIC LIFT OFF HINGES



- Hinges panels or extrusions
- Black fiberglass reinforced nylon, stainless steel bolt



ITEM#	SERIES	LIFT OFF	A	B	C	D	E	F	G	H
655771	10	Right Hand	2.046"	1.023"	.590"	1.102"	1.890"	.260"	.551"	0.354
655770	10	Left Hand	2.046"	1.023"	.590"	1.102"	1.890"	.260"	.551"	0.354
655774	15	Right Hand	2.794"	1.397"	.787"	1.102"	1.890"	.260"	.551"	0.354
655773	15	Left Hand	2.794"	1.397"	.787"	1.102"	1.890"	.260"	.551"	0.354

RECOMMENDED FASTENERS (TO EXTRUSION SLOT)

ITEM#	SERIES	QTY	BOLT	TNUT
651185	10	4	1/4-20 x 1/2" FHSCS	Economy
651545	15	4	1/4-20 x 5/8" FHSCS	Economy

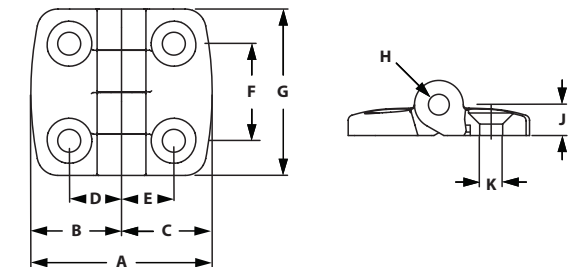
RECOMMENDED FASTENERS (TO PANEL)

ITEM#	SERIES	QTY	BOLT	HEX NUT	WASHER
651540, 651080, 651077	10/15	4	1/4-20 x 3/4" FHSCS	Yes	Yes

PLASTIC HINGES



- Black fiberglass reinforced nylon, stainless steel bolt
- Hinges TSLOTS Extrusions together



ITEM#	SERIES	A	B	C	D	E	F	G	H	J	K
655679	10	2.046"	1.023"	1.023"	.590"	.590"	1.102"	1.890"	.236"	.354"	.260"
655680	15	2.794"	1.397"	1.397"	.787"	.787"	1.102"	1.890"	.236"	.354"	.260"
655772	10 to 15	2.420"	1.023"	1.397"	.590"	.787"	1.102"	1.890"	.236"	.354"	.260"

RECOMMENDED FASTENERS

ITEM#	SERIES	QTY	BOLT	TNUT
651185	10	4	1/4-20 x 1/2" FHSCS	Economy
651545	15	4	1/4-20 x 5/8" FHSCS	Economy

*Transition bracket hardware use 10s and 15s above, use 2 of each

RECOMMENDED FASTENERS (TO PANEL)

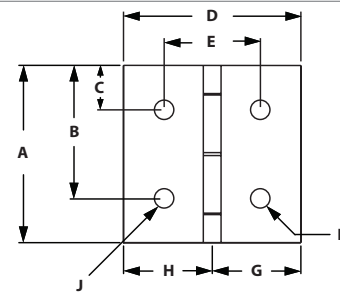
ITEM#	SERIES	QTY	BOLT	HEX NUT	WASHER
651540, 651080, 651077	10/15	4	1/4-20 x 3/4" FHSCS	Yes	Yes

TSLOTS Hardware

ALUMINUM HINGES



- Hinges Tslots extrusions together
- Low profile mounts to Tslots
- Clear anodize finish matches Tslots finish



ITEM#	SERIES	A	B	C	D	E	F	G	H	J	CAPACITY
655083	10	2.000"	1.500"	.500"	2.000"	1.062"	.257"	1.000"	1.000"	.257"	40lbs
655082	15	3.000"	2.250"	.750"	3.000"	1.625"	.328"	1.500"	1.500"	.328"	75lbs
655081	10 to 15	3.000"	2.250"	.750"	2.500"	1.375"	.257"	1.000"	1.500"	.328"	75lbs

RECOMMENDED FASTENERS

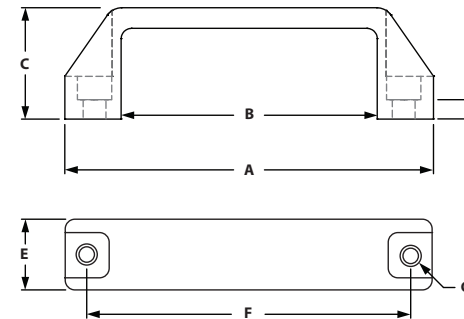
ITEM#	SERIES	QTY	BOLT	TNUT
651166	10	4	1/4-20 x 3/8" FBHSCS	Economy
651128	15	4	5/16-18 x 1/2" FBHSCS	Economy

*Transition hinge hardware use 10s and 15s above, use 2 of each

PLASTIC DOOR HANDLES



- Mounts directly to Tslots or machined panel
- Made of black nylon



ITEM#	SIZE	SERIES	A	B	C	D	E	F	G
655060	Small	10	4.300"	2.900"	1.400"	.240"	.820"	3.600"	.250"
655059	Medium	15	5.370"	3.730"	1.620"	.240"	1.030"	4.500"	.312"
655058	Large	15	7.810"	5.930"	2.000"	.310"	1.180"	6.970"	.312"

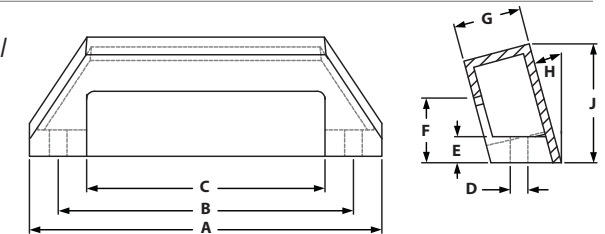
RECOMMENDED FASTENERS

ITEM#	SIZE	SERIES	QTY	BOLT	TNUT
651234	Small	10	2	1/4-20 x 1/2" SHCS	Economy
651201	Medium	15	2	5/16-18 x 5/8" SHCS	Economy
651202	Large	15	2	5/16-18 X 3/4" SHCS	Economy

OFFSET DOOR HANDLE



- Mounts directly in Tslots or machined panel
- Matte glass filled nylon plastic, orange cover strip
- Fasteners included



ITEM#	SERIES	A	B	C	D	E	F	G	H	J
655076	10/15	5.120"	4.290"	3.460"	.260"	.380"	.940"	.980"	15°	1.730"

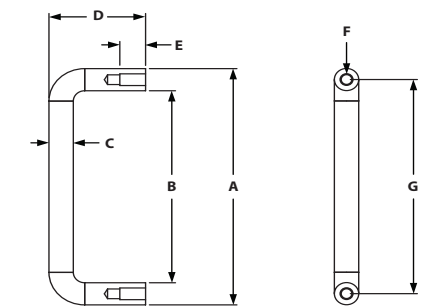
INCLUDED FASTENERS

ITEM#	QTY	DESCRIPTION
651023	2	1/4-20 x 5/8" BHSCS
651025	2	1/4-20 x 3/4" BHSCS
651163	2	1/4-20 Econ Tnut

STEEL DOOR HANDLES



- Mounts directly to panel
- Machining required



ITEM#	SERIES	A	B	C	D	E	F	G
655068	10/15	3.310"	2.690"	.310"	1.230"	.313"	8-32 TAP	3.300"

INCLUDED FASTENERS (MOUNT TO 1/4" PANEL)

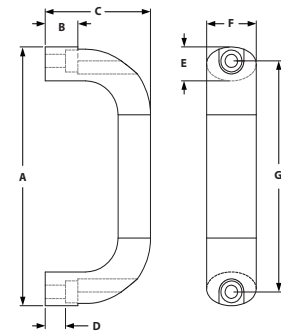
ITEM#	QTY	DESCRIPTION
651006	2	8-32 x 1/2" BHSCS

TSLOTS Hardware

ALUMINUM DOOR HANDLES



- Mounts directly in extrusion slot or machined panel
- Used for 15 series only
- Corrosion resistant



ITEM#	SERIES	A	B	C	D	E	F	G
655562	15	5.120"	.670"	2.170"	.425"	.670"	1.020"	4.570"

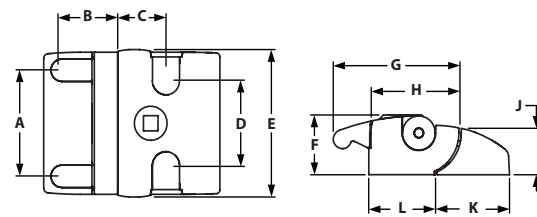
RECOMMENDED FASTENERS

ITEM#	SERIES	QTY	BOLT	TNUT
651117	15	2	1/4-20 x 3/4" SHCS	Economy

SLAM LATCH



- Die-cast black powder coat
- Ideal for cabinets and guarding



ITEM#	TYPE	SERIES	A	B	C	D	E	F	G	H	J	K	L
671072	Universal Key	15	2.205"	1.161"	1.063"	1.772"	3.071"	1.260"	2.717"	1.949"	1.000"	1.555"	1.437"
671073	Unique Key	15	2.205"	1.161"	1.063"	1.772"	3.071"	1.260"	2.717"	1.949"	1.000"	1.555"	1.437"
671074	No Key	15	2.205"	1.161"	1.063"	1.772"	3.071"	1.260"	2.717"	1.949"	1.000"	1.555"	1.437"

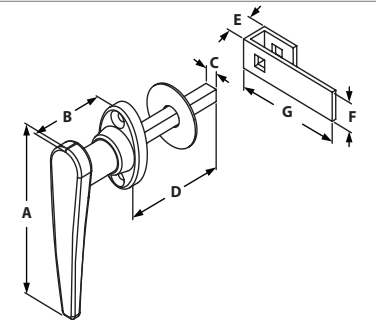
RECOMMENDED FASTENERS

ITEM#	SERIES	QTY	BOLT	TNUT
651023 & 651105	15	4	1/4-20 x 5/8" SHCS	Economy

DELUXE DOOR HANDLE



- Corrosion resistant chrome finish
- Ideal for cabinets and guarding
- Door Latch Milling Machining Service required – item number 660086, page 445.

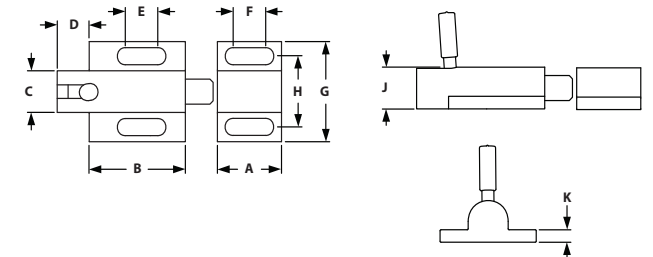


ITEM#	TYPE	SERIES	A	B	C	D	E	F	G
655053	Non-Locking	15	4.375"	2.000"	.312"	2.593"	.750"	.750"	2.750"
655061	Locking	15	4.375"	2.000"	.312"	2.593"	.750"	.750"	2.750"

0° DEADBOLT W/ TOP LATCH



- Positive, spring loaded deadbolt
- Ideal for enclosure doors
- Stainless steel bolt and spring



ITEM#	SERIES	A	B	C	D	E	F	G	H	J	K
655051	10/15	1.000"	1.500"	.625"	.500"	.507"	.500"	1.062"	1.500"	.625"	.187"

RECOMMENDED FASTENERS

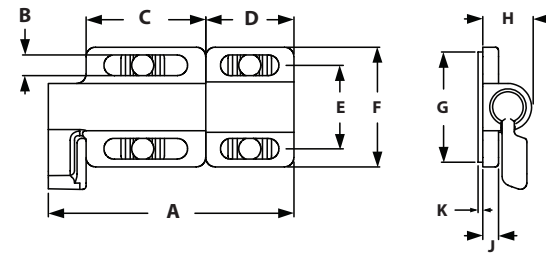
ITEM#	SERIES	QTY	BOLT	TNUT
651234	10	4	1/4-20 x 1/2" SHCS	Economy
651022 & 651105	15	4	1/4-20 x 1/2" SHCS	Economy

TSLOTS Hardware

90° DEADBOLT LATCH



- Positive, spring loaded deadbolt
- Ideal for enclosure doors
- Stainless Steel bolt and spring




ITEM#	SERIES	A	B	C	D	E	F	G	H	J	K
655103	10/15	3.071"	.260"	1.496"	1.102"	1.043"	1.496"	1.378"	.630"	.197"	.059"

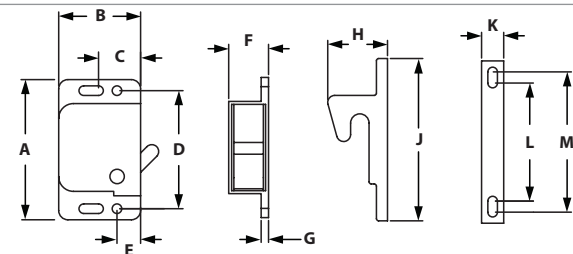
INCLUDED FASTENERS

ITEM#	QTY	DESCRIPTION
651022	4	1/4-20 SHCS
651163	4	1/4-20 Econ Tnut

GRABBER™ DOOR CATCH



- Mounts inside your enclosure
- Push to close, pull to open
- Spring loaded over center action
- 3 pull-up forces to choose from
- Corrosion resistant black ABS



ITEM#	PULL FORCE	SERIES	A	B	C	D	E	F	G	H	J	K	L	M
655067	3 lb	10/15/40	1.900"	1.110"	.570"	1.600"	.320"	.540"	.100"	.810"	2.200"	.300"	1.600"	1.900"
655085	5 lb	10/15/40	1.900"	1.110"	.570"	1.600"	.320"	.540"	.100"	.810"	2.200"	.300"	1.600"	1.900"
655118	10 lb	10/15/40	1.900"	1.110"	.570"	1.600"	.320"	.540"	.100"	.810"	2.200"	.300"	1.600"	1.900"

INCLUDED FASTENERS

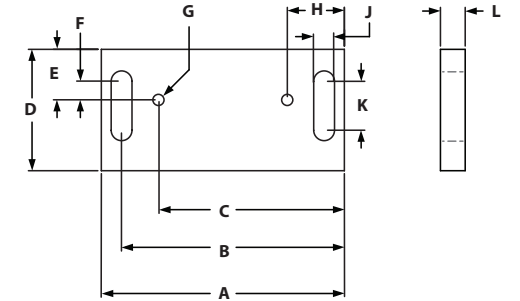
ITEM#	QTY	DESCRIPTION
651020	4	6-32 x 3/8" BHSCS

*Grabber™ Door Catch is a registered trademark of Southco, Inc.

GRABBER™ DOOR CATCH MOUNTING PLATES



- Mounts Grabber™ Door Catch to TSLOTS



ITEM#	SERIES	A	B	C	D	E	F	G	H	J	K
655117	10/15	3.000"	2.750"	2.295"	1.500"	.625"	.395"	6-32 Tap	.705"	.257"	.605"

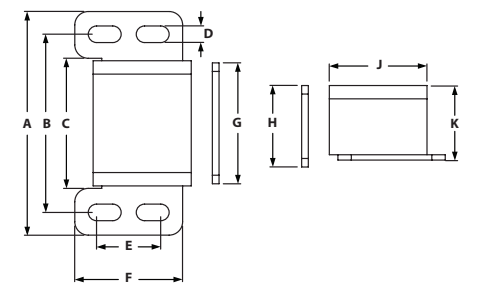
RECOMMENDED FASTENERS

ITEM#	SERIES	QTY	BOLT	TNUT	WASHER
651224	10	2	1/4-20 x 1/2" BHSCS	Drop-In	No
651130	10	2	1/4-20 x 1/2" BHSCS	Economy	No
651156	15	2	1/4-20 x 3/4" BHSCS	Drop-In	Yes
651155	15	2	1/4-20 x 3/4" BHSCS	Economy	Yes

MAGNETIC DOOR CATCH



- Ideal for latching panels in place
- Fasteners included
- To mount to extrusion, use Magnetic Door Catch Bracket above for 0° or 90° connection.



ITEM#	SERIES	A	B	C	D	E	F	G	H	J	K
655087	10/15	2.090"	1.670"	1.220"	.160"	.600"	1.000"	1.130"	.770"	.910"	.700"

INCLUDED FASTENERS

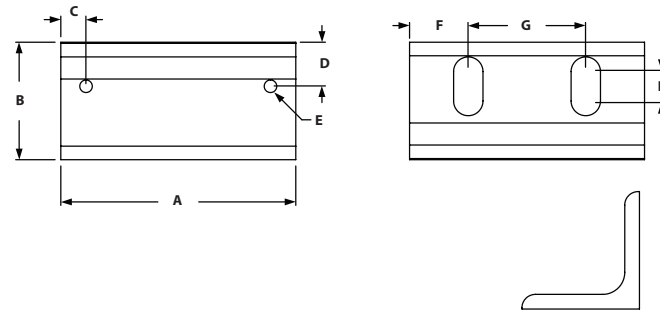
ITEM#	QTY	DESCRIPTION
651466	1	6-32 X 1/2 FHSCS
651020	2	6-32 X 3/8 BHSCS
651465	3	6-32 Black Zinc Tnut

TSLOTS Hardware

MAGNETIC DOOR CATCH BRACKET



◦ Use with Magnetic Door Catch



ITEM#	SERIES	A	B	C	D	E-TAP	F	G	H
655471	10/15	2.000"	1.000"	.220"	.380"	6-32	.500"	1.000"	.250"

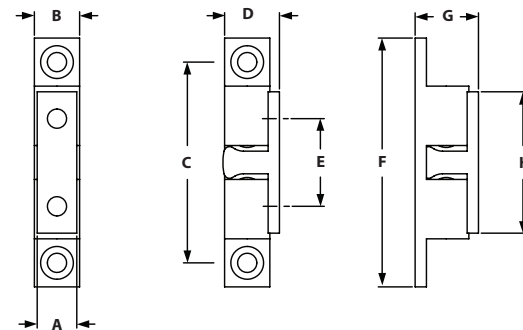
INCLUDED FASTENERS

ITEM#	QTY	DESCRIPTION
651021	2	1/4-20 x 1/2" BHSCS
651080	2	1/4" Washer
651163	2	1/4-20 Econ Tnut

DOUBLE BALL CATCH



◦ Brass - chrome plated
 ◦ Quick catch for doors, adjustable clamping force
 ◦ Can clamp in 2 positions (sideways/front)

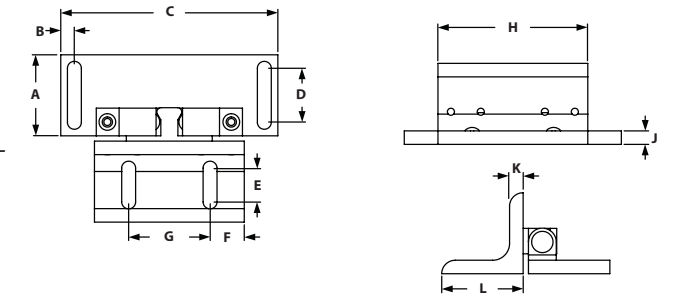


ITEM#	SERIES	A	B	C	D	E	F	G	H
657169	10/15	.472"	.512"	2.283"	.598"	1.181"	2.693"	.713"	1.583"

DOUBLE BALL CATCH ASSEMBLY



◦ Assembly comes with Ball catch bracket, plate, and Double Ball Catch, fasteners included
 ◦ Tension adjustable with two spring-loaded screws
 ◦ Strong and durable




ITEM#	SERIES	A	B	C	D	E	F	G	H	J	K	L
699769	10/15	1.500"	.250"	4.000"	1.000"	.625"	.630"	1.500"	2.760"	.250"	.250"	1.500"

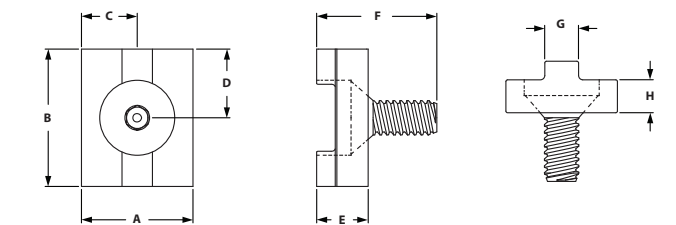
INCLUDED FASTENERS

ITEM#	QTY	DESCRIPTION
657169	1	Double Ball Catch
699766	1	Ball Catch Bracket
699768	1	Ball Catch Plate
651024	4	1/4-20 x 5/8" SHCS
651105	4	1/4-20 Econ Tnut
651680	4	M4 x .8 FHSCS

DOOR GLIDES



◦ Bolts to profile and rotates and the door moves
 ◦ Used for profiles to glide along the profile
 ◦ Made from UHMW polyethelene




ITEM#	SERIES	A	B	C	D	E	F	G	H
655065	10	.812"	1.000"	.406"	.500"	.375"	.875"	.246"	.240"
655066	15	1.240"	1.500"	.620"	.750"	.375"	.875"	.308"	.240"

INCLUDED FASTENERS

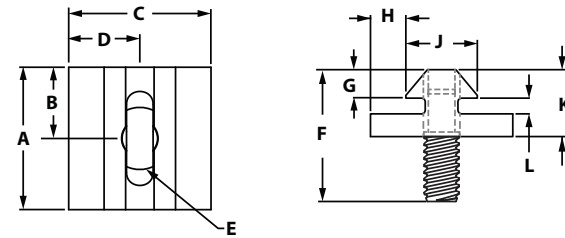
ITEM#	SERIES	QTY	DESCRIPTION
651180	10	1	1/4-20 x 5/8" FHSCS
651182	15	1	5/16-18 x 3/4" FHSCS

TSLOTS Hardware

TOP MOUNT BIFOLD DOOR HANGER




- Allows you to make a sliding or bifold door without using a bottom sliding rail.
- Fastens to extrusion end
- Rotates freely as door pivots
- Made from UHMW polyethelene

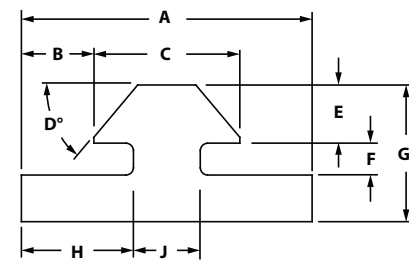


ITEM#	SERIES	THREAD	A	B	C	D	E	F	G	H	J	K	L
655057	10	1/4-20	1.000"	.500"	1.000"	.500"	1/4-20	.920"	.200"	.250"	.500"	.470"	.110"
655050	15	5/16-18	1.500"	.750"	1.500"	.750"	5/16-18	1.710"	.265"	.365"	.770"	.700"	.195"

TOP MOUNT BIFOLD DOOR HANGER PROFILE




- Allows you to make your own door hangers
- Made from UHMW polyethelene

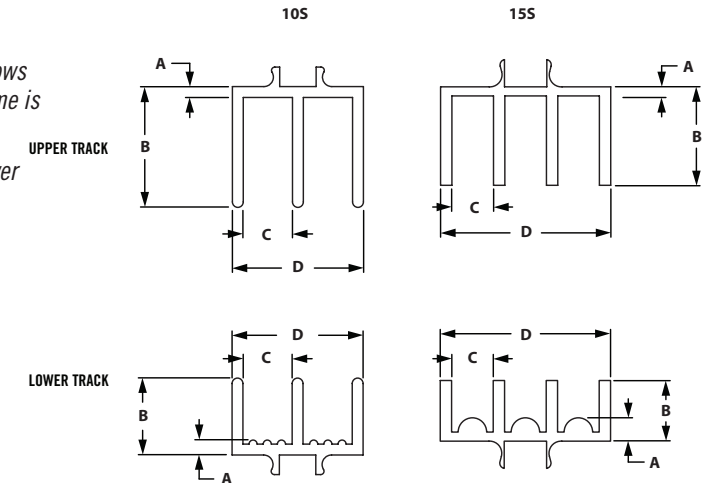



ITEM#	SERIES	LENGTH	A	B	C	D	E	F	G	H	J
657054	10	120"	1.000"	.250"	.500"	50°	.200"	.110"	.470"	.385"	.230"
657087	15	120"	1.500"	.365"	.770"	45°	.265"	.195"	.700"	.600"	.300"

DOOR SLIDE TRACK




- Snaps into T-Slot
- Deeper slot in upper track allows panel to be inserted after frame is assembled
- Radius bearing surface in lower track allows for easier sliding

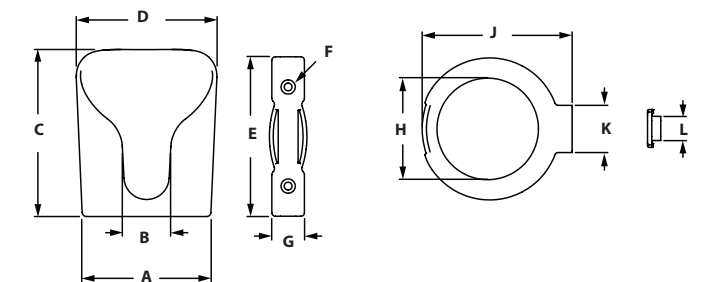


ITEM#	SERIES	TRACK	LENGTH	A	B	C	D
655189	10	Upper	145"	.620"	.688"	.281"	.750"
655188	15	Upper	145"	.060"	.650"	.275"	1.125"
655191	10	Lower	145"	.085"	.438"	.281"	.750"
655190	15	Lower	145"	.154"	.400"	.275"	1.125"

CUP HOLDER



- Black Nylon



ITEM#	SERIES	VERSION	A	B	C	D	E	F	G	H	J	K	L
671078	15	Open Bottom	3.583"	1.339"	4.646"	3.909"	4.409"	.216"	.906"	2.795"	4.173"	1.299"	.276"
671079	15	Closed Bottom	3.583"	1.339"	4.646"	3.909"	4.409"	.216"	.906"	N/A	4.173"	1.299"	.276"

RECOMMENDED FASTENERS

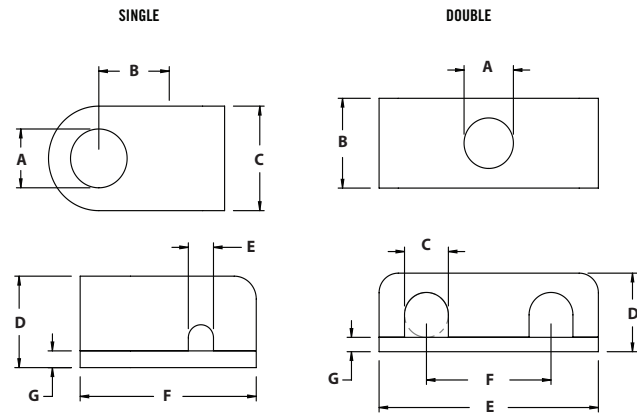
ITEM #'s	QTY	VERSION	DESCRIPTION
682924 & 671338	2	Open Bottom	M5 x 16mm FHSCS & M5 Hammer Nut
651582 & 671338	2	Closed Bottom	M5 x 20mm FHSCS & M5 Hammer Nut

TSLOTS Hardware

TUBE CLAMPS



- Organizes tubes and wires throughout your T-SLOTS design
- Attaches easily to T-Slot
- Mounts 1/8" through 1" O.D. tubing and wires
- Oil, chemical and acid resistant
- Stackable design



SINGLE

ITEM#	SERIES	WIRE SIZE	A	B	C	D	E	F	G
655331	10/15	1/8"	.281"	.375"	.500"	.438"	.125"	.875"	.063"
655332	10/15	1/4"	.281"	.375"	.500"	.438"	.250"	.875"	.063"
655333	10/15	3/8"	.281"	.438"	.625"	.563"	.375"	1.063"	.063"
655334	10/15	1/2"	.281"	.563"	.813"	.875"	.500"	1.375"	.063"
655335	10/15	3/4"	.281"	.750"	.813"	1.188"	.750"	1.688"	.063"
655336	10/15	1"	.281"	.750"	.813"	1.188"	1.000"	1.688"	.063"

DOUBLE

ITEM#	SERIES	WIRE SIZE	A	B	C	D	E	F	G
655337	10/15	1/8"	.281"	.500"	.125"	.438"	1.250"	.688"	.063"
655338	10/15	1/4"	.281"	.500"	.250"	.438"	1.250"	.688"	.063"
655339	10/15	3/8"	.281"	.625"	.375"	.563"	1.563"	.875"	.063"
655340	10/15	1/2"	.281"	.813"	.500"	.875"	2.125"	1.188"	.063"
655341	10/15	3/4"	.281"	.813"	.750"	1.188"	2.813"	1.500"	.063"
655342	10/15	1"	.281"	.813"	1.000"	1.188"	2.813"	1.500"	.063"

10S RECOMMENDED FASTENERS

ITEM#	WIRE/TUBE SIZE	QTY	BOLT	TNUT
651117	1/8"	1	1/4-20 x 3/4" SHCS	Economy
651117	1/4"	1	1/4-20 x 3/4" SHCS	Economy
651118	3/8"	1	1/4-20 x 7/8" SHCS	Economy
651120	1/2"	1	1/4-20 x 1-1/4" SHCS	Economy
651121	3/4"	1	1/4-20 x 1-1/2" SHCS	Economy
651121	1"	1	1/4-20 x 1-1/2" SHCS	Economy

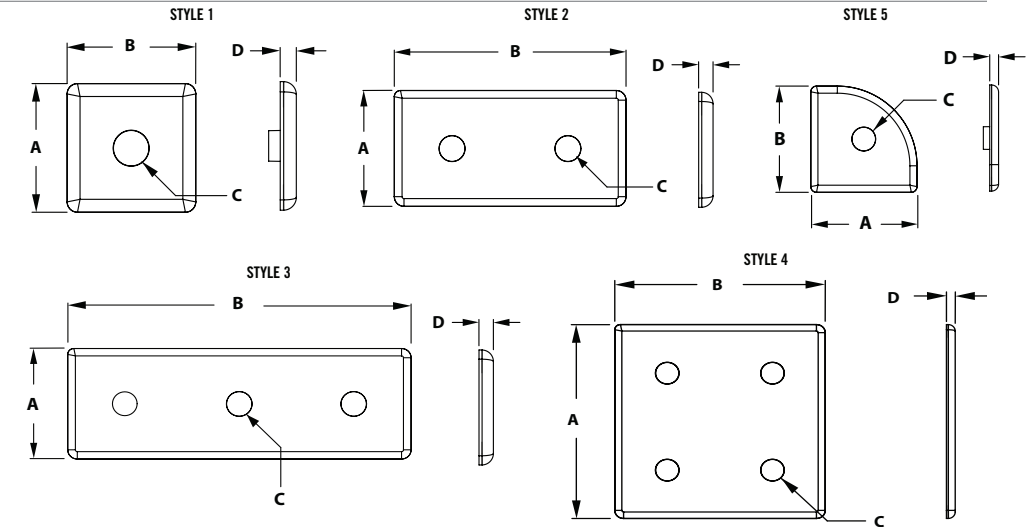
15S RECOMMENDED FASTENERS

BOLT ITEM#	TNUT ITEM#	WIRE/TUBE SIZE	QTY	BOLT	TNUT
651028	651105	1/8"	1	1/4-20 x 7/8" SHCS	Economy
651028	651105	1/4"	1	1/4-20 x 7/8" SHCS	Economy
651029	651105	3/8"	1	1/4-20 x 1" SHCS	Economy
651030	651105	1/2"	1	1/4-20 x 1-1/4" SHCS	Economy
651031	651105	3/4"	1	1/4-20 x 1-1/2" SHCS	Economy
651031	651105	1"	1	1/4-20 x 1-1/2" SHCS	Economy

END CAPS



- Allows you to cap off extrusion ends
- Can be mounted with 1/4-20 or 5/16-18 fasteners (tapped extrusion)



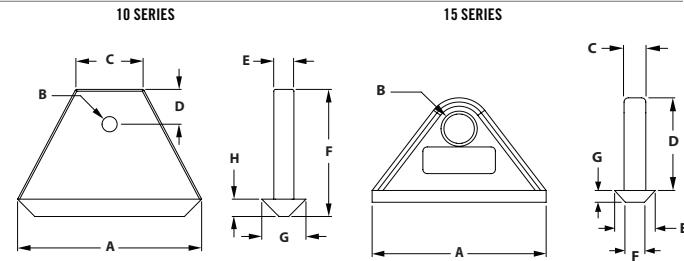
ITEM#	SERIES	MATERIAL	STYLE	A	B	C	D
655000	10	ABS	1	1.000"	1.000"	.280"	.130"
655025	15	ABS	1	1.500"	1.500"	.340"	.130"
655010	10	ABS	2	1.000"	2.000"	.280"	.130"
655035	15	ABS	2	1.500"	3.000"	.340"	.130"
655015	10	ABS	3	1.000"	3.000"	.280"	.130"
655040	15	ABS	3	1.500"	4.000"	.340"	.130"
655020	10	ABS	4	2.000"	2.000"	.280"	.130"
655045	15	ABS	4	3.000"	3.000"	.340"	.130"
655005	10	ABS	5	1.000"	1.000"	.280"	.130"
655030	15	ABS	5	1.500"	1.500"	.340"	.130"

INCLUDED PUSH-IN FASTENERS

ITEM#	SERIES	HOLE DIAMETER
651084	10	.197"
651090	15	.250"

TSLOTS Hardware

TOOL HANGERS



- Ideal for hanging air tools, cable reels, heavy door panels or transporting cables
- Slides into the extrusion end and moves easily in the slot
- 100 lb. Capacity
- Snap Hook Tool "doesn't" fit 10s hanger

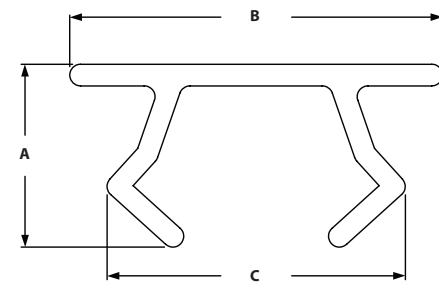
ITEM#	SERIES	A	B	C	D	E	F	G	H
655095	10	2.000"	.164"	.713"	.375"	.218"	1.370"	.480"	.187"
655096	15	2.362"	.413"	.295"	1.299"	.551"	.260"	.165"	N/A

ITEM#	SLOT
671018	Snap Hook Tool

ECONOMY TSLOT COVER




- Keeps dust and debris out of the T-slot
- Covers wires and tubes in T-slot
- Variety of colors available



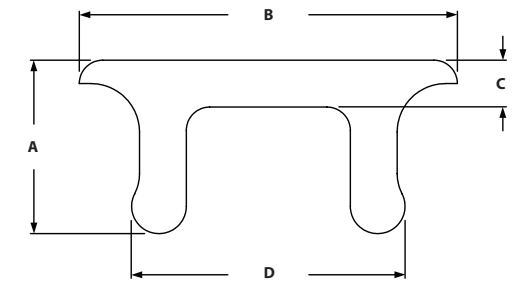
ITEM#	SERIES	LENGTH	COLOR	A	B	C
655520	10	72"	Yellow	.211"	.430"	.313"
655521	10	72"	Black	.211"	.430"	.313"
655522	10	72"	Gray	.211"	.430"	.313"
655523	15	72"	Yellow	.282"	.505"	.416"
655524	15	72"	Black	.282"	.505"	.416"
655525	15	72"	Gray	.282"	.505"	.416"
655526	15	72"	Red	.282"	.505"	.416"
655527	15	72"	Blue	.282"	.505"	.416"
655528	15	72"	Orange	.282"	.505"	.416"

Pressure Manifold Plates

DELUXE TSLOT COVER




- Keeps dust and debris out of the T-slot
- Covers wires and tubes in T-slot
- Thicker and more durable than Economy Tslot Cover

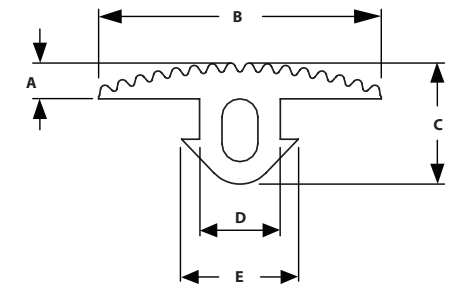


ITEM#	SERIES	LENGTH	COLOR	A	B	C	D
655105	15	96"	Black	.275"	.484"	.080"	.354"
655106	15	96"	Gray	.275"	.484"	.080"	.354"

TSLOT COVER PROFILE



- Can be used as an anti-slip stair tread
- Sold by the meter
- Specify desired length- 50 meters max length

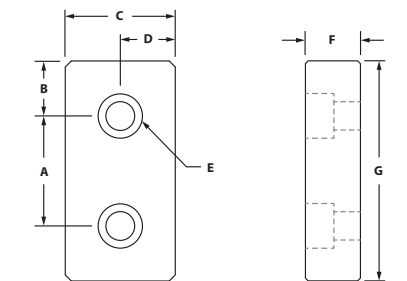


ITEM#	SERIES	A	B	C	D	E
655762	15	.157"	1.224"	.516"	.335"	.472"

2 HOLE BLANK PRESSURE MANIFOLDS



- Compatible with most fluids and gases
- Allows you to pressurize your machine
- 150 p.s.i. maximum pressure



ITEM#	SERIES	A	B	C	D	E-BOLT SIZE	F	G
655257	10	1.000"	.500"	1.000"	.500"	1/4 SHCS	.500"	2.000"
655256	15	1.500"	.750"	1.500"	.750"	5/16 SHCS	.750"	3.000"

INCLUDED FASTENERS

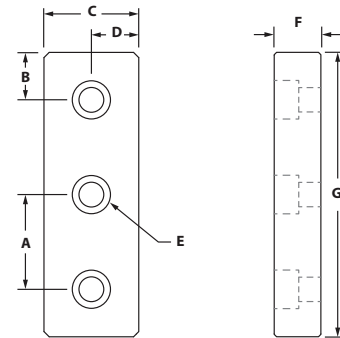
BOLT ITEM	SERIES	BOLT	QTY	GASKET	QTY
651028	10	1/4-20 x 7/8" SHCS	2	655142	1
651059	15	5/16-18 x 1" SHCS	2	655143	1

TSLOTS Hardware

3 HOLE BLANK PRESSURE MANIFOLDS



- Compatible with most fluids and gases
- Allows you to pressurize your machine
- 150 p.s.i. maximum pressure



ITEM#	SERIES	A	B	C	D	E-BOLT SIZE	F	G
655303	10	1.000"	.500"	1.000"	.500"	1/4 SHCS	.500"	3.000"
655150	15	1.500"	.750"	1.500"	.750"	5/16 SHCS	.750"	4.500"

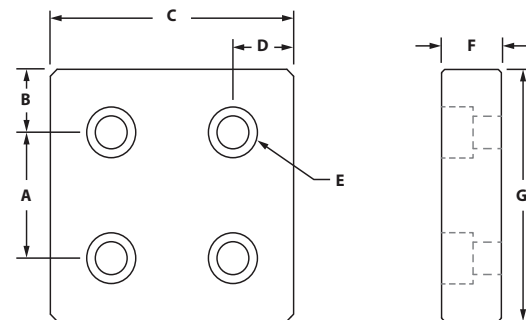
INCLUDED FASTENERS

BOLT ITEM	SERIES	BOLT	QTY	GASKET	QTY
651028	10	1/4-20 x 7/8" SHCS	3	655161	1
651059	15	5/16-18 x 1" SHCS	3	655125	1

4 HOLE BLANK PRESSURE MANIFOLDS



- Compatible with most fluids and gases
- Allows you to pressurize your machine
- 150 p.s.i. maximum pressure



ITEM#	SERIES	A	B	C	D	E-BOLT SIZE	F	G
655258	10	1.000"	.500"	2.000"	.500"	1/4 SHCS	.500"	2.000"
655259	15	1.500"	.750"	3.000"	.750"	5/16 SHCS	.750"	3.000"

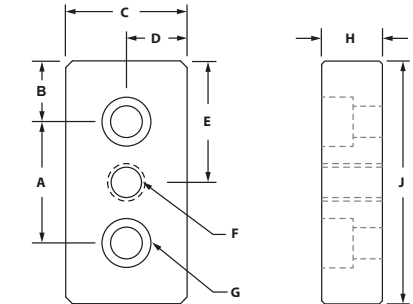
INCLUDED FASTENERS

BOLT ITEM	SERIES	BOLT	QTY	GASKET	QTY
651028	10	1/4-20 x 7/8" SHCS	4	655144	1
651059	15	5/16-18 x 1" SHCS	4	655145	1

3 HOLE END MOUNT PRESSURE MANIFOLDS



- Compatible with most fluids and gases
- Allows you to pressurize your machine
- 150 p.s.i. maximum pressure



ITEM#	SERIES	A	B	C	D	E	F-THREAD	G-BOLT SIZE	H	J
655141	10	1.000"	.500"	1.000"	.500"	1.000"	1/4" NPT	1/4 SHCS	.500"	2.000"
655140	15	1.500"	.750"	1.500"	.750"	1.500"	3/8" NPT	5/16 SHCS	.750"	3.000"

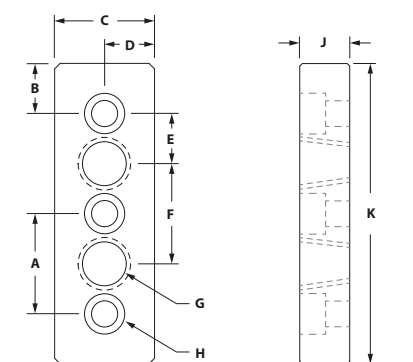
INCLUDED FASTENERS

BOLT ITEM	SERIES	BOLT	QTY	GASKET	QTY
651028	10	1/4-20 x 7/8" SHCS	2	655142	1
651059	15	5/16-18 x 1" SHCS	2	655143	1

5 HOLE END MOUNT PRESSURE MANIFOLDS



- Compatible with most fluids and gases
- Allows you to pressurize your machine
- 150 p.s.i. maximum pressure



ITEM#	SERIES	A	B	C	D	E	F	G-THREAD	H-BOLT SIZE	J	K
655304	10	1.000"	.500"	1.000"	.500"	.500"	1.000"	1/4" NPT	1/4 SHCS	.500"	3.000"
655151	15	1.500"	.750"	1.500"	.750"	.750"	1.500"	3/8" NPT	5/16 SHCS	.750"	4.500"

INCLUDED FASTENERS

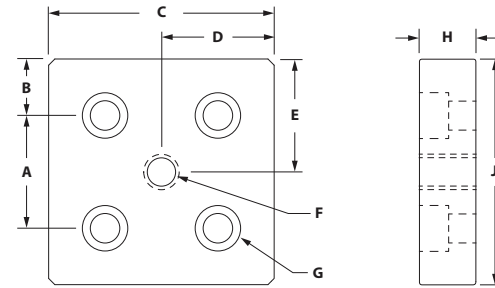
BOLT ITEM	SERIES	BOLT	QTY	GASKET	QTY
651028	10	1/4-20 x 7/8" SHCS	3	655161	1
651059	15	5/16-18 x 1" SHCS	3	655125	1

TSLOTS Hardware

5 HOLE SQUARE END MOUNT PRESSURE MANIFOLDS



- Compatible with most fluids and gases
- Allows you to pressurize your machine
- 150 p.s.i. maximum pressure



ITEM#	SERIES	A	B	C	D	E	F-THREAD	G-BOLT SIZE	H	J
655148	10	1.000"	.500"	2.000"	1.000"	1.000"	3/8" NPT	1/4 SHCS	.500"	2.000"
655149	15	1.500"	.750"	3.000"	1.500"	1.500"	1/2" NPT	5/16 SHCS	.750"	3.000"

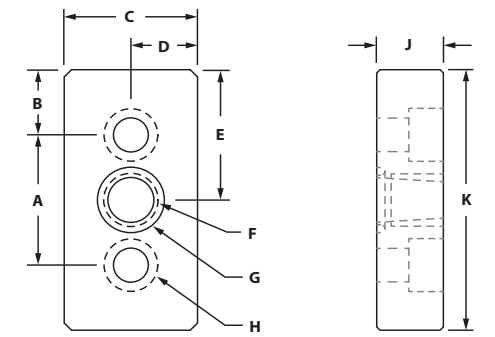
INCLUDED FASTENERS

BOLT ITEM	SERIES	BOLT	QTY	GASKET	QTY
651028	10	1/4-20 x 7/8" SHCS	4	655144	1
651059	15	5/16-18 x 1" SHCS	4	655145	1

3 HOLE SIDE MOUNT PRESSURE MANIFOLD



- Compatible with most fluids and gases
- Allows you to pressurize your machine
- 150 p.s.i. maximum pressure



ITEM#	SERIES	A	B	C	D	E	F-THREAD	G-"O"RING	H-BOLT SIZE	J	K
655300	10	1.000"	.500"	1.000"	.500"	1.000"	1/8" NPT	1/2" OD	1/4 SHCS	.500"	2.000"
655301	15	1.500"	.750"	1.500"	.750"	1.500"	1/4" NPT	1" OD	5/16 SHCS	.750"	2.000"
655302	15	1.500"	.750"	1.500"	.750"	1.500"	3/8" NPT	1" OD	5/16 SHCS	.750"	2.000"

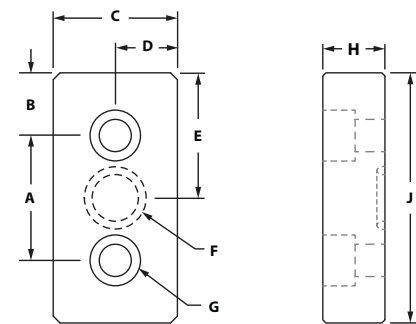
INCLUDED FASTENERS

BOLT ITEM	SERIES	QTY	BOLT	TNUT	TYPE	QTY	"O"RING	QTY
651022	10	2	1/4-20 x 1/2" SHCS	651163	Economy	2	655147	1
651057	15	2	5/16-18 x 7/8" SHCS	651097	Economy	2	655146	1

BLANK SIDE MOUNT PRESSURE MANIFOLD



- Compatible with most fluids and gases
- Allows you to pressurize your machine
- 150 p.s.i. maximum pressure



ITEM#	SERIES	A	B	C	D	E	F-"O"RING	G-BOLT SIZE	H	J
655308	10	1.000"	.500"	1.000"	.500"	1.000"	1/2" OD	1/4 SHCS	.500"	2.000"
655307	15	1.500"	.750"	1.500"	.750"	1.500"	1" OD	5/16 SHCS	.750"	3.000"

INCLUDED FASTENERS

BOLT ITEM	SERIES	QTY	BOLT	TNUT	TYPE	QTY	"O"RING	QTY
651022	10	2	1/4-20 x 1/2" SHCS	651163	Economy	2	655147	1
651057	15	2	5/16-18 x 7/8" SHCS	651097	Economy	2	655146	1

REPLACEMENT GASKETS AND O-RINGS

GASKETS

ITEM#	SIZE	MATERIAL
655142	1" x 2"	CR-20*
655144	2" x 2"	CR-20*
655143	1.5" x 3"	CR-20*
655125	1.5" x 4.5"	CR-20*
655145	3" x 3"	CR-20*

O-Rings

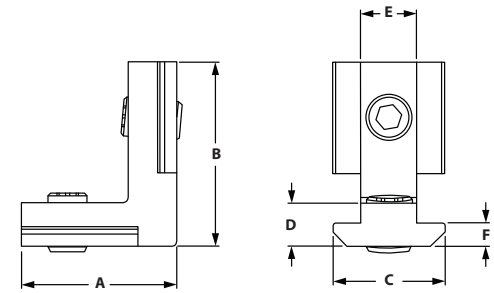
ITEM#	SIZE	MATERIAL
655147	1" x 2"	Rubber
655146	1.5" x 3"	Rubber

TSLOTS Hardware

INNER CONNECTORS



- Connects two extrusions at a 90° angle
- No machining required

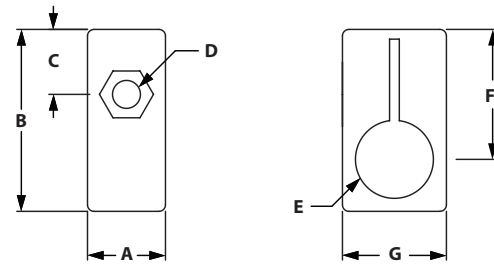


ITEM#	SERIES	A	B	C	D	E	F
671653	10	.827"	.827"	.445"	.177"	.236"	.118"
671654	15	.827"	1.181"	.622"	.307"	.315"	.150"

SENSOR MOUNTING BLOCK



- Attach sensors to extrusion profiles, fully adjustable
- Black, fiberglass reinforced nylon



ITEM#	SERIES	A	B	C	D	E	F	G
655764	10/15	.472"	1.102"	.394"	.169"	.256"	.787"	.630"

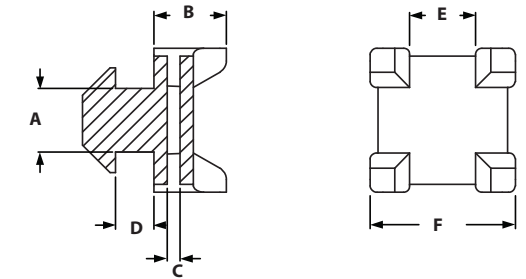
RECOMMENDED FASTENERS

ITEM #'s	SERIES	QTY	DESCRIPTION
658588 & 651467	10	1 Ea	8-32 x 3/4" SHCS & 8-32 Drop-in Tnut
658589 & 651642	15	1 Ea	8-32 x 1" SHCS & 8-32 Drop-in Tnut

CROSS CABLE BINDING BLOCK



- To secure cables to extrusion in two directions
- Can be mounted into the slot by a quarter turn
- Fiberglass reinforced nylon

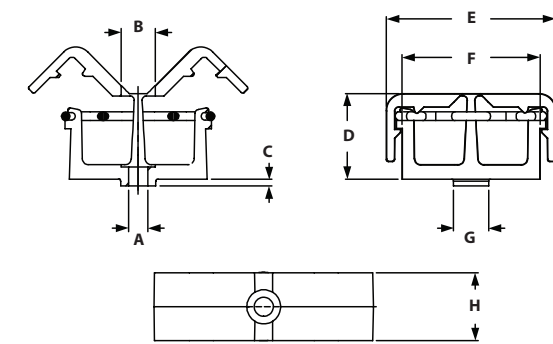


ITEM#	SERIES	A	B	C	D	E	F
671042	15	.315"	.433"	.079"	.157"	.393"	.866"

CLIP CABLE BINDER



- Max cable diameter 0.5"
- Fix cables to without need of cable ties
- Can be opened and closed



ITEM#	SERIES	A	B	C	D	E	F	G	H
671089	15	.177"	.315"	.181"	.787"	1.575"	1.283"	.315"	.630"

RECOMMENDED FASTENERS

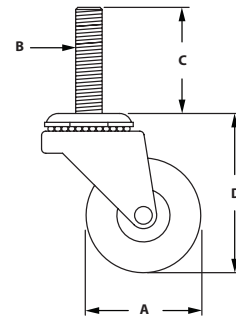
ITEM #'s	SERIES	QTY	DESCRIPTION
658591 & 651642	15	1	8-32 x 5/8" SHCS & 8-32 Drop-In Tnut

Casters

THREADED STEM SWIVEL CASTERS



- Mounts directly to 15S extrusion end or 10S & 15S base plates
- 70-150 lb. Capacity
- See page 156-157 for base plates

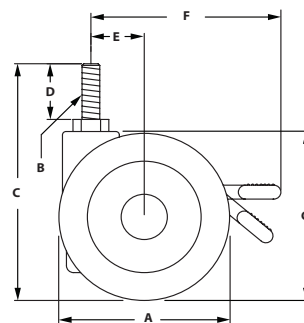


ITEM#	SERIES	CAPACITY	A	B	C	D-LOAD HEIGHT	WHEEL COLOR	BRAKE
655231	10/15	70 lbs	1.620"	3/8-16	1.500"	2.250"	Black	No
655232	10/15	75 lbs	2.000"	3/8-16	1.500"	2.600"	Black	Yes
655233	10/15	95 lbs	3.000"	3/8-16	1.500"	3.600"	Black	Yes
655237	10/15	115 lbs	4.000"	7/16-14	1.500"	4.750"	Black	Yes
655234	10/15	110 lbs	4.000"	7/16-14	1.500"	4.750"	Black	Yes
655235	10/15	125 lbs	5.000"	7/16-14	1.500"	5.800"	Black	Yes
655236	10/15	150 lbs	5.000"	7/16-14	1.500"	5.800"	Black	Yes

FURNITURE STYLE CASTERS



- Brake kits are optional on Furniture Style Casters
- Mounts directly to 15S extrusion end or 10S & 15S base plates
- 165 lb. to 265 lb. Capacity
- See page 156-157 for base plates

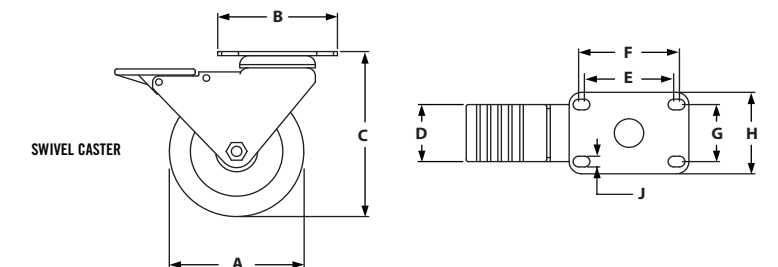
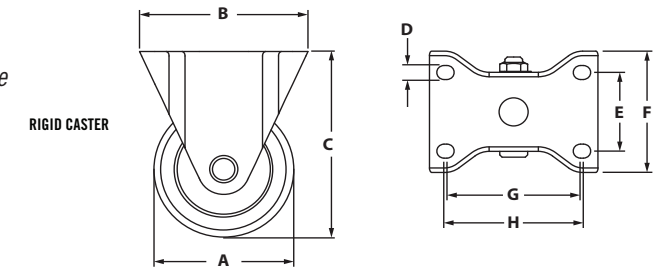


ITEM#	SERIES	CAPACITY	A	B	C	D	E	F	G-LOAD HEIGHT	WHEEL COLOR	BRAKE
655225	10/15	165 lbs	2.850"	3/8-16	4.400"	1.000"	.944"	3.660"	3.150"	Black	No
655226	10/15	165 lbs	2.850"	3/8-16	4.400"	1.000"	.944"	3.660"	3.150"	Black	Yes
655227	10/15	225 lbs	3.930"	3/8-16	5.820"	1.000"	1.370"	4.880"	4.330"	Black	No
655228	10/15	225 lbs	3.930"	3/8-16	5.820"	1.000"	1.370"	4.880"	4.330"	Black	Yes
655229	10/15	265 lbs	4.920"	1/2-13	6.730"	1.000"	1.370"	5.750"	5.240"	Black	No
655230	10/15	265 lbs	4.920"	1/2-13	6.730"	1.000"	1.370"	5.750"	5.240"	Black	Yes

FLANGE MOUNT CASTERS



- 165 lb. to 265 lb. Capacity
- See page 149 for Flange Mount Base Plates



RIGID CASTERS

ITEM#	SERIES	CAPACITY	A	B	C-LOAD HEIGHT	D	E	F	G	H	WHEEL COLOR
655239	10/15	210 lbs	3.000"	3.625"	3.813"	.328"	1.750"	2.375"	2.875"	3.000"	Black
655241	10/15	255 lbs	4.000"	3.625"	5.125"	.328"	1.750"	2.375"	2.875"	3.000"	Grey
655243	10/15	280 lbs	5.000"	3.625"	6.250"	.328"	1.750"	2.375"	2.875"	3.000"	Grey

SWIVEL CASTERS

ITEM#	SERIES	CAPACITY	A	B	C-LOAD HEIGHT	D	E	F	G	H	J	WHEEL COLOR	BRAKE
655245	10/15	210 lbs	3.000"	3.630"	3.820"	1.750"	2.813"	3.063"	1.75	2.500"	.340"	Black	Yes
655247	10/15	255 lbs	4.000"	3.630"	5.062"	1.750"	2.813"	3.063"	1.75	2.500"	.340"	Grey	Yes
655249	10/15	280 lbs	5.000"	3.630"	6.062"	1.750"	2.813"	3.063"	1.75	2.500"	.340"	Grey	Yes

RECOMMENDED FASTENERS (MOUNT TO BASE PLATE)

ITEM#	QTY	BOLT
651050	4	5/16-18 x 5/8" SHCS

Casters

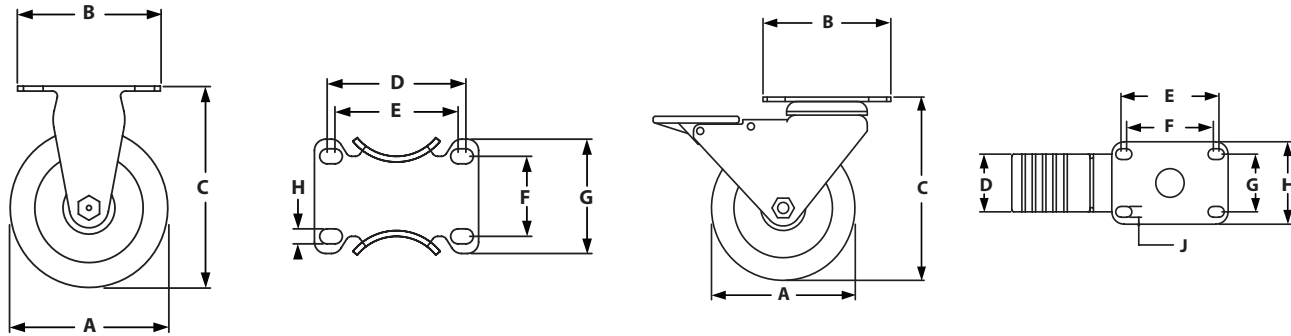
DELUXE FLANGE MOUNT CASTERS



- Total Lock brakes on all swivel casters – Press to lock – Press to unlock
- Double ball hardened raceways
- Zerk fittings in wheel bearing
- See page 149 for Flange Mount Base Plates

RIGID CASTER

SWIVEL CASTER



RIGID CASTERS

ITEM#	SERIES	CAPACITY	A	B	C-LOAD HEIGHT	D	E	F	G	H	J	WHEEL COLOR
655252	10/15	250 lbs	4.000"	3.630"	5.125"	1.750"	3.063"	2.813"	1.750"	2.500"	.340"	Dark Red
655253	10/15	250 lbs	5.000"	3.630"	6.187"	1.750"	3.063"	2.813"	1.750"	2.500"	.340"	Dark Red


SWIVEL CASTERS

ITEM#	SERIES	CAPACITY	A	B	C-LOAD HEIGHT	D	E	F	G	H	WHEEL COLOR	BRAKE
655250	10/15	250 lbs	4.000"	3.630"	5.125"	3.063"	2.813"	1.750"	2.500"	.340"	Dark Red	Yes
655251	10/15	250 lbs	5.000"	3.630"	6.187"	3.063"	2.813"	1.750"	2.500"	.340"	Dark Red	Yes

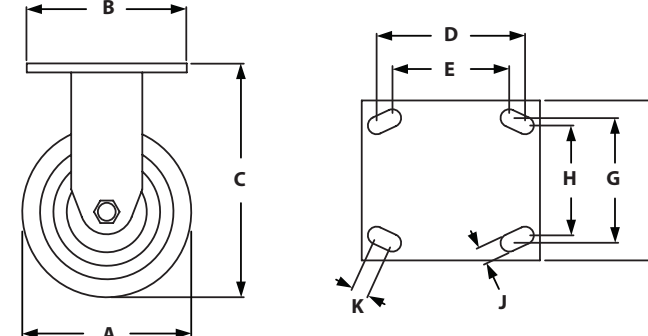
RECOMMENDED FASTENERS (MOUNT TO BASE PLATE)

ITEM#	QTY	BOLT
651050	4	5/16-18 x 5/8" SHCS

HEAVY DUTY FLANGE MOUNT CASTERS



- Comes in 5" and 6" diameters
- 425 lb. to 900 lb. capacity
- See page 150 for Heavy Duty Flange Mount Base Plates



RIGID CASTERS

ITEM#	SERIES	CAPACITY	A	B	C-LOAD HEIGHT	D	E	F	G	H	J	K	WHEEL COLOR	BRAKE
655459	15	425 lbs	5.000"	4.500"	6.500"	3.620"	3.000"	4.000"	3.000"	2.620"	.420"	.562"	Gray	No
655461	15	475 lbs	6.000"	4.500"	7.500"	3.620"	3.000"	4.000"	3.000"	2.620"	.420"	.562"	Black	No
655463	15	750 lbs	5.000"	4.500"	6.500"	3.620"	3.000"	4.000"	3.000"	2.620"	.420"	.562"	Dark Red	No
655465	15	900 lbs	6.000"	4.500"	7.500"	3.620"	3.000"	4.000"	3.000"	2.620"	.420"	.562"	Dark Red	No

SWIVEL CASTERS


ITEM#	SERIES	CAPACITY	A	B	C-LOAD HEIGHT	D	E	F	G	H	J	K	WHEEL COLOR	BRAKE
655458	15	425 lbs	5.000"	4.500"	6.500"	3.620"	3.000"	4.000"	3.000"	2.620"	.420"	.562"	Gray	No
655460	15	475 lbs	6.000"	4.500"	7.500"	3.620"	3.000"	4.000"	3.000"	2.620"	.420"	.562"	Black	No
655462	15	750 lbs	5.000"	4.500"	6.500"	3.620"	3.000"	4.000"	3.000"	2.620"	.420"	.562"	Dark Red	No
655464	15	900 lbs	6.000"	4.500"	7.500"	3.620"	3.000"	4.000"	3.000"	2.620"	.420"	.562"	Dark Red	No

RECOMMENDED FASTENERS (MOUNT TO BASE PLATE)

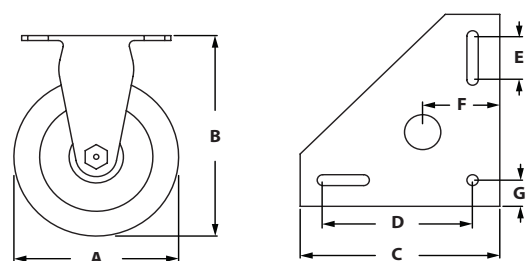
ITEM#	QTY	BOLT
651062	4	3/8-16 x 3/4" SHCS

Casters

TRIANGULAR TOP PLATE CASTERS



- Triangular Top Plate mounts directly to extrusion
- Triangular Top Plate Caster features both swivel and wheel lock




ITEM#	SERIES	CAPACITY	A	B-LOAD HEIGHT	C	D	E	F	G	WHEEL COLOR	BRAKE
655254	10/15	250 lbs	4.000"	5.750"	5.500"	4.125"	1.250"	2.125"	.750"	Green	Yes
655255	10/15	275 lbs	5.000"	5.750"	5.500"	4.125"	1.250"	2.125"	.750"	Green	Yes
681916	10/15	250 lbs	4.000"	5.750"	5.500"	4.125"	1.250"	2.125"	.750"	Gray	Yes
681917	10/15	275 lbs	5.000"	5.750"	5.500"	4.125"	1.250"	2.125"	.750"	Gray	Yes

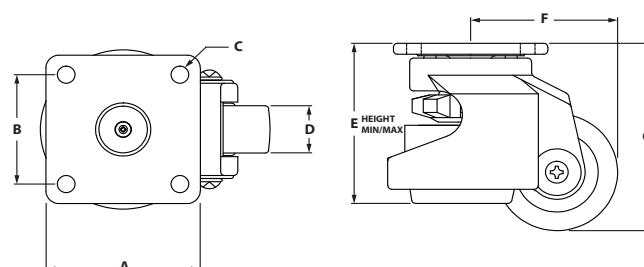
RECOMMENDED FASTENERS

ITEM#	SERIES	QTY	BOLT	TNUT	WASHER
651238	10	3	1/4-20 x 1/2" SHCS	Economy	Yes
651209	15	3	5/16-18 x 5/8" SHCS	Economy	Yes

LEVELING CASTERS



- Leveling and mobility features
- Available in 3 sizes
- See page 150 for base plate options



ITEM#	SERIES	CAPACITY	A	B	C	D	E	F	G	WHEEL COLOR
659433	15	500 lbs	2.874"	2.283"	.276"	.945"	2.705"/3.650"	2.362"	3.229"	Black
680466	15	1300 lbs	3.543"	2.756"	.315"	1.142"	3.429"/4.607"	3.051"	4.016"	Black
655714	15	2200 lbs	3.740"	2.756"	.433"	1.193"	4.035"/5.196"	3.563"	4.724"	Black

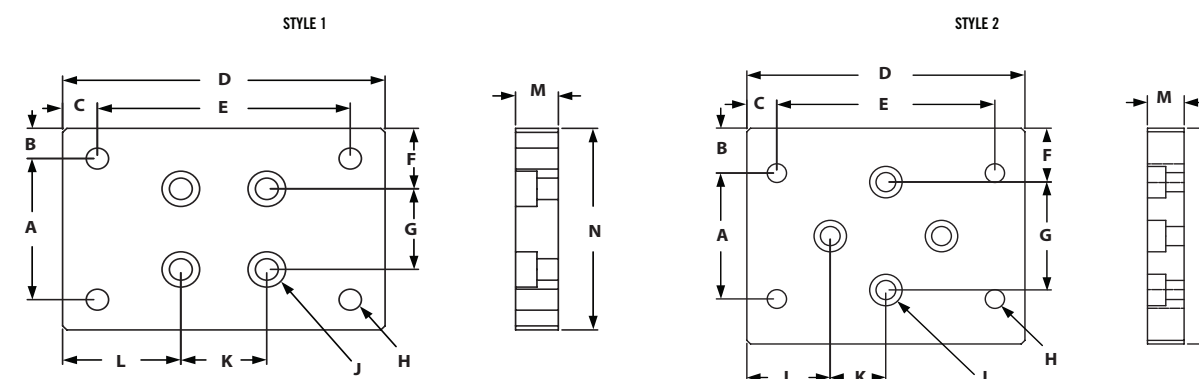
RECOMMENDED FASTENERS (MOUNT TO BASE PLATE)

ITEM#	BASE PLATE #	QTY	BOLT
651027	659432	4	1/4-20 x 3/4" SHCS
651052	680465	4	5/16-18 x 3/4" SHCS
651062	655715	4	3/8-16 x 3/4" SHCS

FLANGE MOUNT CASTER BASE PLATE



- Mounts Flange Mount Caster and Deluxe Flange Mount Caster to extrusion
- Mount Base Plate to either extrusion end or slot



STYLE 1

ITEM#	SERIES	A	B	C	D	E	F	G	H-TAP	J	K	L	M	N
655279	10	1.750"	.375"	.405"	3.750"	2.940"	.750"	1.000"	5/16-18	1/4-20	1.000"	1.375"	.500"	2.500"
655281	15	1.750"	.625"	.405"	3.750"	2.940"	.750"	1.500"	5/16-18	1/4-20	1.500"	1.375"	.750"	3.000"

STYLE 2

ITEM#	SERIES	A	B	C	D	E	F	G	H-TAP	J	K	L	M	N
655280	10	1.750"	.375"	.405"	3.750"	2.940"	.750"	1.000"	5/16-18	1/4-20	1.000"	1.175"	.500"	2.500"
655287	15	1.750"	.625"	.405"	3.750"	2.940"	.750"	1.500"	5/16-18	1/4-20	1.500"	1.175"	.750"	3.000"

RECOMMENDED FASTENERS (EXTRUSION SLOT)

ITEM#	SERIES	QTY	BOLT	TNUT
651234	10	4	1/4-20 x 1/2" SHCS	Economy
651205	15	4	5/16-18 x 7/8" SHCS	Economy

RECOMMENDED FASTENERS (EXTRUSION END)

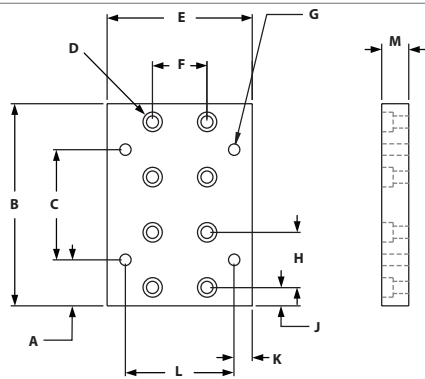
ITEM#	SERIES	QTY	BOLT
651027	10	4	1/4-20 x 1/2" SHCS
651059	15	4	5/16-18 x 5/8" SHCS

Caster Base Plates

HEAVY DUTY FLANGE MOUNT CASTER PLATE



- Mount heavy duty casters to your TSLOTS frame
- Can mount on side or end of extrusion
- Can also be used as a joining plate



ITEM#	SERIES	A	B	C	D	E	F	G-TAP	H	J	K	L	M
655137	15	1.250"	5.500"	3.000"	5/16-18	4.000"	1.500"	3/8-16	1.500"	.500"	.500"	3.000"	.750"

RECOMMENDED FASTENERS (EXTRUSION SLOT)

ITEM#	SERIES	QTY	BOLT	TNUT
651205	15	8	5/16-18 x 7/8" SHCS	Economy

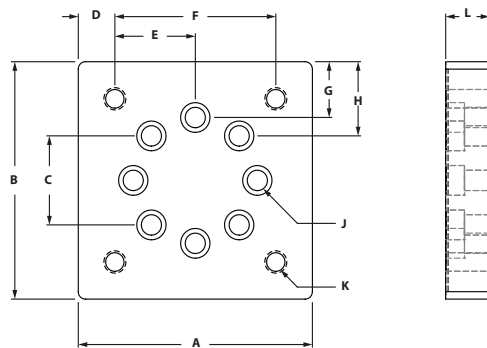
RECOMMENDED FASTENERS (EXTRUSION END)

ITEM#	QTY	BOLT
651059	8	5/16-18 x 1" SHCS

LEVELING CASTER BASE PLATES



- Mount leveling casters to your TSLOTS frame
- Mount Base Plate to either extrusion end or slot



ITEM#	SERIES	A	B	C	D	E	F	G	H	J	K-THREAD	L
659432	15	3.000"	3.000"	1.500"	.358"	1.142"	2.280"	.440"	.750"	1/4-20 SHCS	1/4-20	.750"
680465	15	3.500"	3.500"	1.500"	.375"	1.375"	2.750"	.689"	1.000"	5/16-18 SHCS	5/16-18	.750"
655715	15	4.000"	4.000"	1.500"	.625"	1.375"	2.750"	.940"	1.250"	5/16-18 SHCS	3/8-16	.750"


RECOMMENDED FASTENERS (EXTRUSION SLOT)

ITEM#	SERIES	QTY	BOLT	TNUT
651205	15	4	5/16-18 x 7/8" SHCS	Economy

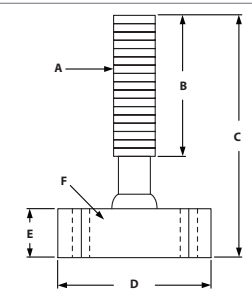
RECOMMENDED FASTENERS (EXTRUSION END)

ITEM#	QTY	BOLT
651060	4	5/16-18 x 1 1/4" SHCS

LARGE BASE GLIDES




- 3/8-16 can mount directly into 15 S extrusion end
- Ideal for heavy duty frames
- Large Base diameter - Nylon
- See pages 156-157 for base plates

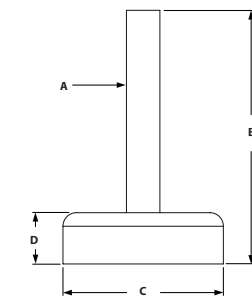


ITEM#	SERIES	A	B	C	D	E	F	LOAD CAPACITY
655167	10/15	3/8-16	3.000"	4.430"	1.970"	.700"	.256"	4000 lbs
655168	10/15	1/2-13	3.000"	4.430"	1.970"	.700"	.256"	4000 lbs
655165	10/15	3/8-16	3.000"	4.430"	3.150"	.700"	.354"	5000 lbs
655166	10/15	1/2-13	3.000"	4.430"	3.150"	.700"	.354"	5000 lbs

LEVELING FEET




- 3/8 - 16 Foot can mount directly into 15 S extrusion end
- Ideal for light duty machines, cabinets, workstations or office furniture
- Large base diameter - Nylon
- See pages 156-157 for base plates

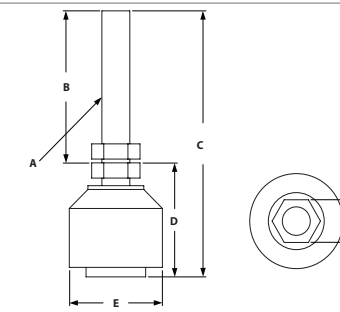


ITEM#	SERIES	A	B	C	D	LOAD CAPACITY
655782	10/15	1/4-20	1.870"	1.570"	.708"	460 lbs
655789	10/15	5/16-18	3.210"	2.320"	.708"	770 lbs
655171	10/15	3/8-16	2.390"	3.110"	.708"	1035 lbs
655808	10/15	1/2-13	3.210"	3.890"	.708"	1035 lbs

ECONOMY ANTI-VIBRATION MOUNT



- Reduces vibration transmission
- Level high precision or computerized machinery
- Gold irridite finish
- Black rubber vibration pad
- See pages 156-157 for base plates



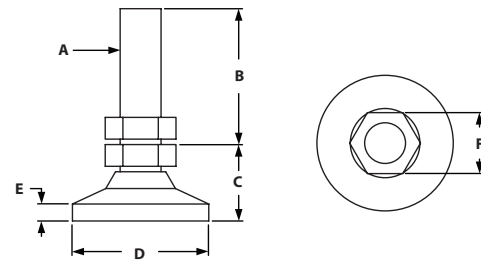
ITEM#	SERIES	A	B	C	D	E	F	LOAD CAPACITY
655185	10/15	3/8-16	2.000"	3.500"	1.500"	1.250"	.562"	100 lbs
655186	10/15	1/2-13	2.000"	3.750"	1.750"	1.875"	.625"	240 lbs
655187	10/15	3/4-10	2.000"	4.125"	2.125"	3.000"	1.062"	650 lbs

TSLOTS Hardware

DELUXE LEVELING FEET



- Threads directly into extrusion end or into 10 and 15 Series base plates
- Jam nut included
- Pivots 20 degrees to accommodate uneven floors
- See pages 156-157 for base plates

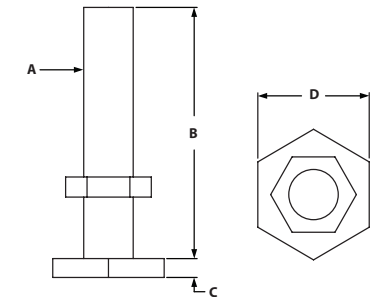


ITEM#	SERIES	A	B	C	D	E	F	LOAD CAPACITY
655175	10/15	1/4-20	1.000"	.970"	1.000"	.156"	.500"	1000 lbs
655634	10/15	5/16-18	1.780"	1.125"	1.250"	.250"	.630"	2300 lbs
655173	10/15	3/8-16	1.710"	1.200"	1.250"	.188"	.625"	3750 lbs
655178	10/15	1/2-13	1.610"	1.500"	1.875"	.250"	.750"	5000 lbs
655180	10/15	3/4-10	1.560"	1.895"	3.000"	.500"	1.062"	7400 lbs

ECONOMY LEVELING FEET




- Threads directly into extrusion end or into 10 and 15 Series base plates
- Jam nut included
- 1050 lb. to 4700 lb. capacity
- See pages 156-157 for base plates

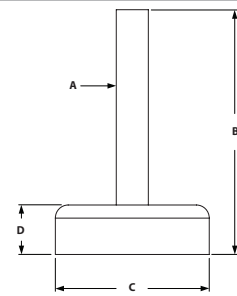


ITEM#	SERIES	A	B	C	D	LOAD CAPACITY
655176	10/15	1/4-20	1.250"	.094"	.563"	1050 lbs
655177	10/15	5/16-18	1.500"	.109"	.750"	1750 lbs
655174	10/15	3/8-16	2.000"	.141"	.875"	2550 lbs
655179	10/15	1/2-13	2.500"	.172"	1.063"	7400 lbs

DIE CAST LEVELING FEET



- Threads directly into extrusion end or into 10 and 15 Series base plates
- Ideal for medium duty machines, cabinets, workstations or office furniture
- Large base diameter - Die-cast
- See pages 156-157 for base plates

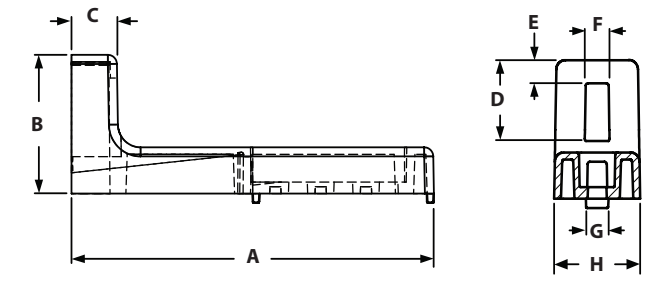


ITEM#	SERIES	A	B	C	D	LOAD CAPACITY
655784	10/15	1/4-20	1.870"	1.570"	0.708	460 lbs
655792	10/15	5/16-18	3.210"	2.320"	0.708	770 lbs
655804	10/15	3/8-16	2.390"	3.110"	0.708	1035 lbs
655801	10/15	1/2-13	3.210"	3.110"	0.708	1035 lbs
655812	10/15	3/4-10	3.710"	3.890"	0.708	5300 lbs

DIE-CAST FLOOR BRACKET



◦ Adjustable height up to 2.83"



ITEM#	SERIES	A	B	C	D	E	F	G	H
655766	15	6.300"	2.362"	.787"	1.378"	.394"	.394"	.315"	1.496"

RECOMMENDED FASTENER

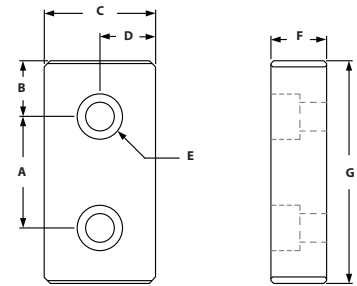
ITEM#	QTY	BOLT	TNUT
651201	3	5/16-18 x 5/8" SHCS	Economy

TSLOTS Hardware

2 HOLE BLANK BASE PLATE



- Mounts leveling feet and threaded stem casters to TSLOTS-requires machining
- Bolts in extrusion end or in T-Slot
- See pages 151-153 for leveling feet
- See page 144 for threaded stem casters



ITEM#	SERIES	A	B	C	D	E-BOLT SIZE	F	G
655662	10	1.000"	.500"	1.000"	.500"	1/4 SHCS	.500"	2.000"
655658	15	1.500"	.750"	1.500"	.750"	5/16 SHCS	.750"	3.000"

RECOMMENDED FASTENERS (EXTRUSION SLOT)

ITEM#	SERIES	QTY	BOLT	TNUT
651234	10	2	1/4-20 x 1/2" SHCS	Economy
651205	15	2	5/16-18 x 7/8" SHCS	Economy

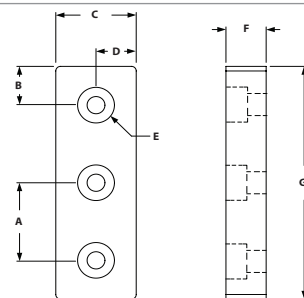
RECOMMENDED FASTENERS (EXTRUSION END)

ITEM#	SERIES	QTY	BOLT
651027	10	2	1/4-20 x 3/4" SHCS
651059	15	2	5/16-18 x 1" SHCS

3 HOLE BLANK BASE PLATE



- Mounts leveling feet and threaded stem casters to TSLOTS-requires machining
- Bolts in extrusion end or in T-Slot
- See pages 151-153 for leveling feet
- See page 144 for threaded stem casters



ITEM#	SERIES	A	B	C	D	E-BOLT SIZE	F	G
655660	15	1.500"	.750"	1.500"	.750"	5/16-18	.750"	4.500"

RECOMMENDED FASTENERS (EXTRUSION SLOT)

ITEM#	SERIES	QTY	BOLT	TNUT
651234	10	3	1/4-20 x 1/2" SHCS	Economy
651205	15	3	5/16-18 x 7/8" SHCS	Economy

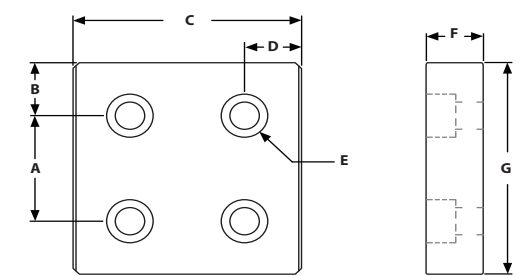
RECOMMENDED FASTENERS (EXTRUSION END)

ITEM#	SERIES	QTY	BOLT
651027	10	3	1/4-20 x 3/4" SHCS
651059	15	3	5/16-18 x 1" SHCS

4 HOLE BLANK BASE PLATE



- Mounts leveling feet and threaded stem casters to TSLOTS-requires machining
- Bolts in extrusion end or in T-Slot
- See pages 151-153 for leveling feet
- See page 144 for threaded stem casters



ITEM#	SERIES	A	B	C	D	E-BOLT SIZE	F	G
655663	10	1.000"	.500"	2.000"	.500"	1/4 SHCS	.500"	2.000"
655659	15	1.500"	.750"	3.000"	.750"	5/16 SHCS	.750"	3.000"


RECOMMENDED FASTENERS (EXTRUSION SLOT)

ITEM#	SERIES	QTY	BOLT	TNUT
651234	10	3	1/4-20 x 1/2" SHCS	Economy
651205	15	3	5/16-18 x 7/8" SHCS	Economy

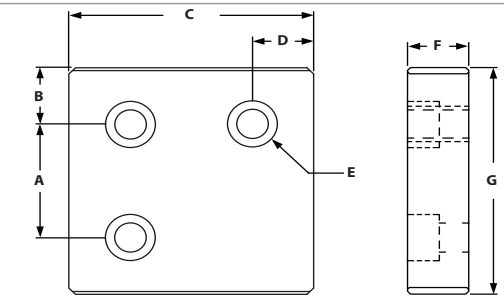
RECOMMENDED FASTENERS (EXTRUSION END)

ITEM#	SERIES	QTY	BOLT
651027	10	3	1/4-20 x 3/4" SHCS
651059	15	3	5/16-18 x 1" SHCS

3 HOLE CORNER BLANK BASE PLATE



- Mounts leveling feet and threaded stem casters to TSLOTS-requires machining
- Bolts in extrusion end or in T-Slot
- See pages 151-153 for leveling feet
- See pages 144 for threaded stem casters



ITEM#	SERIES	A	B	C	D	E-BOLT SIZE	F	G
655664	10	1.000"	.500"	2.000"	.500"	1/4 SHCS	.500"	2.000"
655665	15	1.500"	.750"	3.000"	.750"	5/16 SHCS	.750"	3.000"

RECOMMENDED FASTENERS (EXTRUSION SLOT)

ITEM#	SERIES	QTY	BOLT	TNUT
651234	10	3	1/4-20 x 1/2" SHCS	Economy
651205	15	3	5/16-18 x 7/8" SHCS	Economy

RECOMMENDED FASTENERS (EXTRUSION END)

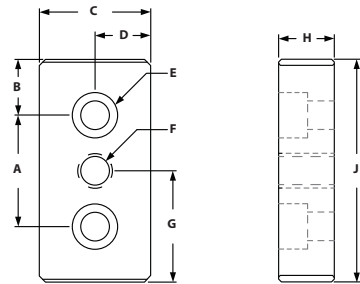
ITEM#	SERIES	QTY	BOLT
651027	10	3	1/4-20 x 3/4" SHCS
651059	15	3	5/16-18 x 1" SHCS

TSLOTS Hardware

3 HOLE CENTER TAP BASE PLATE



- Mounts leveling feet and threaded stem casters to TSLOTS
- Bolts in extrusion end or in T-Slot
- See pages 151-153 for leveling feet
- See pages 144 for threaded stem casters



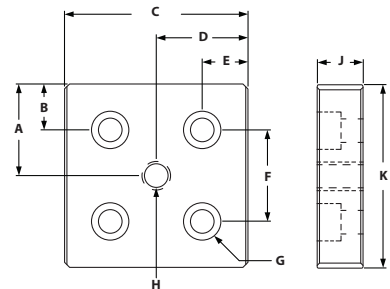
ITEM#	SERIES	A	B	C	D	E-BOLTSIZE	F-THREAD	G	H	J
655120	10	1.000"	.500"	1.000"	.500"	1/4 SHCS	1/4-20	1.000"	.500"	2.000"
659062	10	1.000"	.500"	1.000"	.500"	1/4 SHCS	5/16-18	1.000"	.500"	2.000"
655121	10	1.000"	.500"	1.000"	.500"	1/4 SHCS	3/8-16	1.000"	.500"	2.000"
655127	10	1.000"	.500"	1.000"	.500"	1/4 SHCS	7/16-14	1.000"	.500"	2.000"
655260	10	1.000"	.500"	1.000"	.500"	1/4 SHCS	1/2-13	1.000"	.500"	2.000"
655122	15	1.500"	.750"	1.500"	.750"	5/16 SHCS	3/8-16	1.500"	.750"	3.000"
655128	15	1.500"	.750"	1.500"	.750"	5/16 SHCS	7/16-14	1.500"	.750"	3.000"
655126	15	1.500"	.750"	1.500"	.750"	5/16 SHCS	1/2-13	1.500"	.750"	3.000"
655264	15	1.500"	.750"	1.500"	.750"	5/16 SHCS	3/4-10	1.500"	.750"	3.000"

*Recommended fasteners below

5 HOLE CENTER TAP BASE PLATE



- Mounts leveling feet and threaded stem casters to TSLOTS
- Bolts in extrusion end or in T-Slot
- See pages 151-153 for leveling feet
- See pages 144 for threaded stem casters



ITEM#	SERIES	A	B	C	D	E	F	G-BOLTSIZE	H-THREAD	J	K
655123	10	1.000"	.500"	2.000"	1.000"	.500"	1.000"	1/4 SHCS	3/8-16	.500"	2.000"
655129	10	1.000"	.500"	2.000"	1.000"	.500"	1.000"	1/4 SHCS	7/16-14	.500"	2.000"
655124	10	1.000"	.500"	2.000"	1.000"	.500"	1.000"	1/4 SHCS	1/2-13	.500"	2.000"
655261	10	1.000"	.500"	2.000"	1.000"	.500"	1.000"	1/4 SHCS	3/4-10	.500"	2.000"
655135	15	1.500"	.750"	3.000"	1.500"	.750"	1.500"	5/16 SHCS	7/16-14	.750"	3.000"
655130	15	1.500"	.750"	3.000"	1.500"	.750"	1.500"	5/16 SHCS	1/2-13	.750"	3.000"
655265	15	1.500"	.750"	3.000"	1.500"	.750"	1.500"	5/16 SHCS	3/4-10	.750"	3.000"

RECOMMENDED FASTENERS (EXTRUSION SLOT)

ITEM#	SERIES	QTY 3HOLE	QTY 5 HOLE	BOLT	TNUT
651234	10	2	4	1/4-20 x 1/2" SHCS	Economy
651205	15	2	4	5/16-18 x 7/8" SHCS	Economy

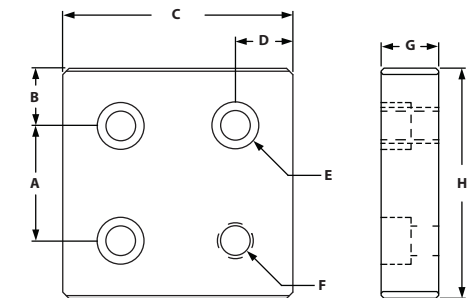
RECOMMENDED FASTENERS (EXTRUSION END)

ITEM#	SERIES	QTY 3HOLE	QTY 5 HOLE	BOLT
651027	10	2	4	1/4-20 x 3/4" SHCS
651059	15	2	4	5/16-18 x 1" SHCS

4 HOLE CORNER TAP BASE PLATE



- Mounts leveling feet and threaded stem casters to TSLOTS
- Bolts in extrusion end or in T-Slot
- See pages 151-153 for leveling feet
- See page 144 for threaded stem casters



ITEM#	SERIES	A	B	C	D	E-BOLTSIZE	F-THREAD	G	H
655132	10	1.000"	.500"	2.000"	.500"	1/4 SHCS	3/8-16	.500"	2.000"
655133	10	1.000"	.500"	2.000"	.500"	1/4 SHCS	7/16-14	.500"	2.000"
655262	10	1.000"	.500"	2.000"	.500"	1/4 SHCS	1/2-13	.500"	2.000"
655263	10	1.000"	.500"	2.000"	.500"	1/4 SHCS	3/4-10	.500"	2.000"
655136	15	1.500"	.750"	3.000"	.750"	5/16 SHCS	7/16-14	.750"	3.000"
655131	15	1.500"	.750"	3.000"	.750"	5/16 SHCS	1/2-13	.750"	3.000"
655266	15	1.500"	.750"	3.000"	.750"	5/16 SHCS	3/4-10	.750"	3.000"

RECOMMENDED FASTENERS (EXTRUSION SLOT)


ITEM#	SERIES	QTY	BOLT	TNUT
651234	10	3	1/4-20 x 1/2" SHCS	Economy
651205	15	3	5/16-18 x 7/8" SHCS	Economy

RECOMMENDED FASTENERS (EXTRUSION END)

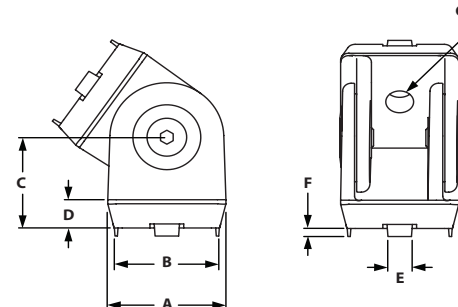
ITEM#	SERIES	QTY	BOLT
651027	10	3	1/4-20 x 3/4" SHCS
651059	15	3	5/16-18 x 1" SHCS

Pivot Joints

PIVOT JOINT



- Bushing enables pivot to be both structural and dynamic
- Locating pins can be removed to accommodate both extrusion end and side mount assembly

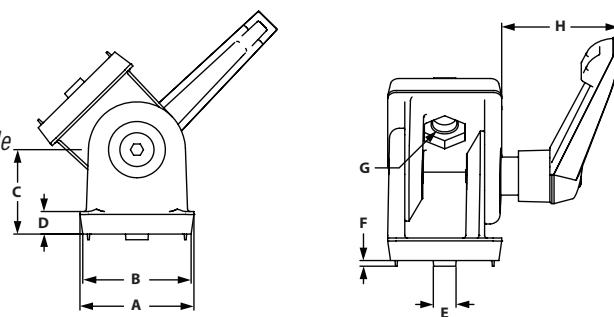


ITEM#	MATERIAL	SERIES	A	B	C	D	E	F	G
664084	Die Cast Zinc	10	1.102"	.984"	.886"	.275"	.236"	.079"	.260"
664086	Die Cast Zinc	15	1.574"	1.496"	1.181"	.315"	.315"	.079"	.335"

PIVOT JOINT WITH LOCKING HANDLE



- Bushing enables pivot to be both structural and dynamic
- Locating pins can be removed to accommodate both extrusion end and side mount assembly



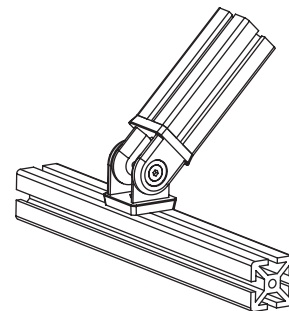
ITEM#	MATERIAL	SERIES	A	B	C	D	E	F	G	H
664085	Die Cast Zinc	10	1.102"	.984"	.886"	.275"	.236"	.079"	.260"	1.181"
664087	Die Cast Zinc	15	1.574"	1.496"	1.181"	.315"	.315"	.079"	.335"	1.614"

RECOMMENDED FASTENERS (TO EXTRUSION SLOT)

ITEM#	SERIES	QTY	BOLT	TNUT TYPE
651234	10	2	1/4-20 x 1/2" SHCS	Economy
651334 & 651386	10	2	M6 x 16mm SHCS	Economy
651201	15	2	5/16-18 x 5/8" SHCS	Economy
651512	15	2	M8 x 16mm SHCS	Economy

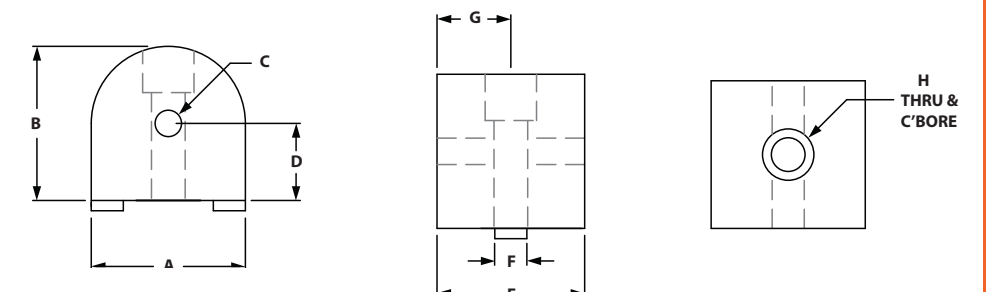

RECOMMENDED FASTENERS (TO EXTRUSION END)

ITEM#	SERIES	QTY	BOLT
651027	10	2	1/4-20 x 3/4" SHCS
651337	10	2	M6 x 20mm SHCS
651052	15	2	5/16-18 x 3/4" SHCS
651346	15	2	M8 x 20mm SHCS



Dynamic Hinges

0° LIVING NUB

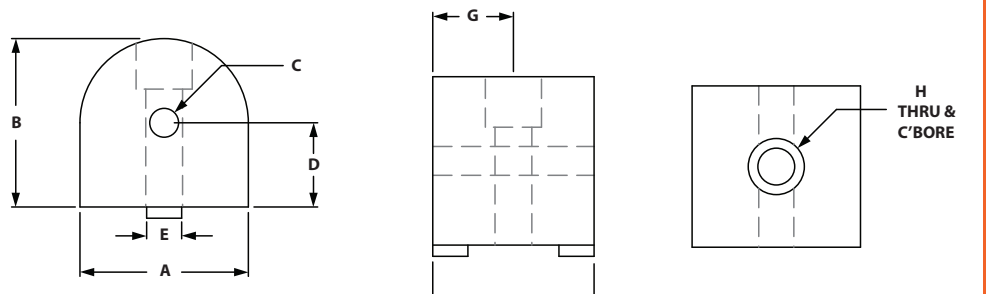


ITEM#	SERIES	A	B	C-TAP	D	E	F	G	H
653111	10	1.000"	1.000"	1/4-20 x .50	.500"	.937"	.250"	.468"	1/4-20
653208	15	1.500"	1.500"	5/16-18 x .75	.750"	1.437"	.312"	.719"	5/16-18

INCLUDED FASTENERS (TO EXTRUSION SLOT)

ITEM#	SERIES	QTY	BOLT	TNUT TYPE
651119	10	1	1/4-20 x 1" SHCS	Economy
651487	15	1	5/16-18 x 1-1/2" SHCS	Economy

90° LIVING NUB



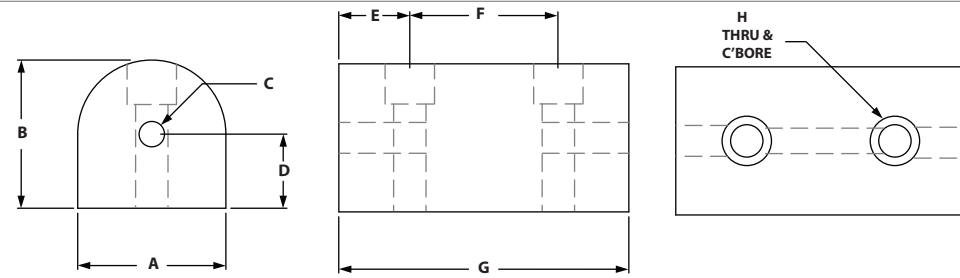
ITEM#	SERIES	A	B	C-TAP	D	E	F	G	H
653113	10	1.000"	1.000"	1/4-20 x .50	.500"	.250"	.937"	.468"	1/4-20
653210	15	1.500"	1.500"	5/16-18 x .75	.750"	.312"	1.437"	.719"	5/16-18

INCLUDED FASTENERS (TO EXTRUSION SLOT)

ITEM#	SERIES	QTY	BOLT	TNUT TYPE
651119	10	1	1/4-20 x 1" SHCS	Economy
651487	15	1	5/16-18 x 1-1/2" SHCS	Economy

Dynamic Hinges

UNIVERSAL LIVING NUB

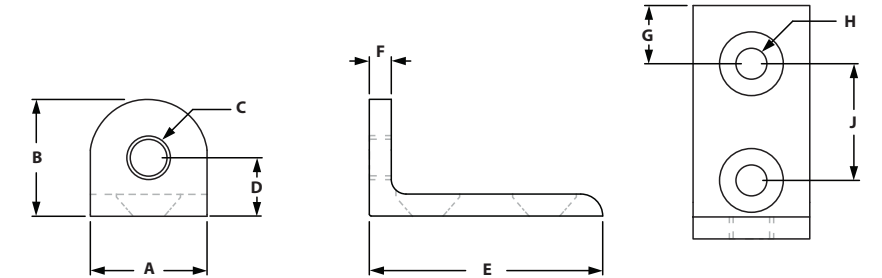


ITEM#	SERIES	A	B	C-TAP	D	E	F	G	H
653108	10	1.000"	1.000"	1/4-20 x .50	.500"	.468"	1.000"	1.937"	1/4-20
653205	15	1.500"	1.500"	5/16-18 x .75	.750"	.719"	1.500"	2.937"	5/16-18

INCLUDED FASTENERS (TO EXTRUSION SLOT)

COMBO ITEM#	SERIES	QTY	BOLT	TNUT TYPE
651119	10	1	1/4-20 x 1" SHCS	Economy
651487	15	1	5/16-18 x 1-1/2" SHCS	Economy

"L" PIVOT ARM

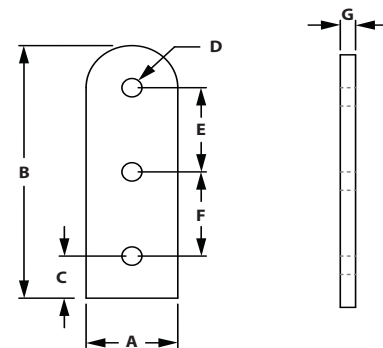


ITEM#	SERIES	A	B	C	D	E	F	G	H	J
653105	10	1.000"	1.000"	.312"	.500"	2.000"	.188"	.500"	.257"	1.000"
653176	15	1.500"	1.500"	.375"	.750"	3.000"	.250"	.750"	.328"	1.500"

INCLUDED FASTENERS (TO EXTRUSION SLOT)

COMBO ITEM#	SERIES	QTY	BOLT	TNUT TYPE
651185	10	2	1/4-20 x 1/2" FHSCS	Economy
651183	15	2	5/16-18 x 5/8" FHSCS	Economy

STRAIGHT PIVOT ARM

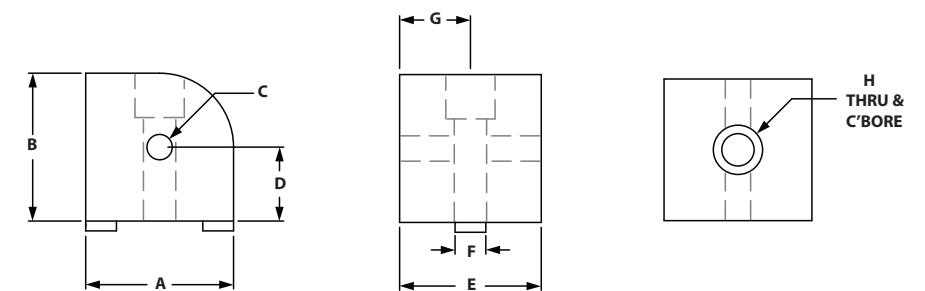


ITEM#	SERIES	A	B	C	D	E	F	G
653114	10	1.000"	3.000"	.500"	.312"	1.000"	1.000"	.188"
653211	15	1.500"	4.500"	.750"	.375"	1.500"	1.500"	.250"

INCLUDED FASTENERS (TO EXTRUSION SLOT)

COMBO ITEM#	SERIES	QTY	BOLT	TNUT TYPE
651142	10	2	1/4-20 x 1/2" FBHSCS	Double Economy
651141	15	2	5/16-18 x 11/16" FBHSCS	Double Economy

0° RIGHT ANGLE LIVING NUB



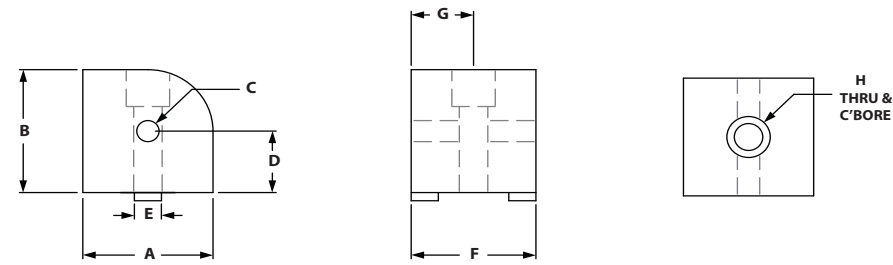

ITEM#	SERIES	A	B	C-TAP	D	E	F	G	H
653022	10	1.000"	1.000"	1/4-20 x .50	.500"	.937"	.250"	.468"	1/4-20
653245	15	1.500"	1.500"	5/16-18 x .75	.750"	1.437"	.312"	.718"	5/16-18

INCLUDED FASTENERS (TO EXTRUSION SLOT)

COMBO ITEM#	SERIES	QTY	BOLT	TNUT TYPE
651119	10	1	1/4-20 x 1" SHCS	Economy
651487	15	1	5/16-18 x 1-1/2" SHCS	Economy

Dynamic Hinges

90° RIGHT ANGLE LIVING NUB

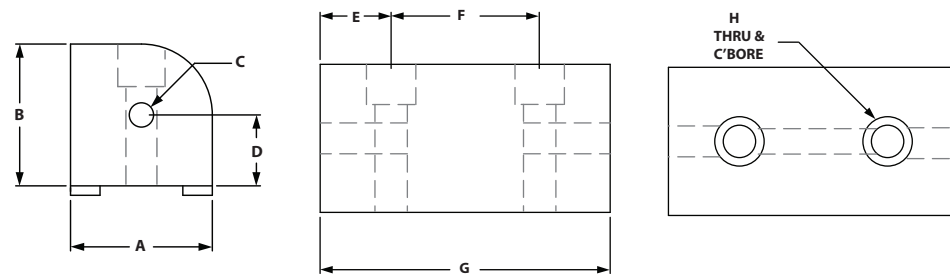


ITEM#	SERIES	A	B	C-TAP	D	E	F	G	H
653023	10	1.000"	1.000"	1/4-20 x .50	.500"	.250"	.937"	.468"	1/4-20
653246	15	1.500"	1.500"	5/16-18 x .75	.750"	.312"	1.437"	.718"	5/16-18

INCLUDED FASTENERS (TO EXTRUSION SLOT)

COMBO ITEM#	SERIES	QTY	BOLT	TNUT TYPE
651119	10	1	1/4-20 x 1" SHCS	Economy
651487	15	1	5/16-18 x 1-1/2" SHCS	Economy

UNIVERSAL RIGHT ANGLE LIVING NUB



ITEM#	SERIES	A	B	C-TAP	D	E	F	G	H
653024	10	1.000"	1.000"	1/4-20 x .50	.500"	.468"	1.000"	1.937"	1/4-20
653247	15	1.500"	1.500"	5/16-18 x .75	.750"	.719"	1.500"	2.937"	5/16-18

INCLUDED FASTENERS (TO EXTRUSION SLOT)

COMBO ITEM#	SERIES	QTY	BOLT	TNUT TYPE
651119	10	2	1/4-20 x 1" SHCS	Economy
651487	15	2	5/16-18 x 1-1/2" SHCS	Economy

Dynamic Hinge Assembly Charts

Our dynamic hinges are made of a 6000 series aluminum alloy. Our dynamic hinges come with pre-lubricated bronze pivot bearings and hardened stripper bolts. The dynamic hinges are designed to give your design a 0 to 180 degrees of axial motion.

10 SERIES DYNAMIC HINGES

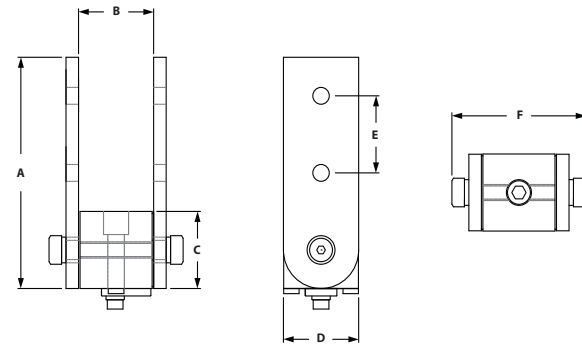
		IND PART NUMBERS				
		653111	653113	653108	653114	653105
ASSEMBLY PART NUMBERS	0° 653110	1			2	
	90° 653112		1		2	
	653109			1	2	
	0° 653101	1				2
	90° 653102		1			2
	653104			1		2
	0° 653095	1			1	1
	90° 653096		1		1	1
653097			1	1	1	

15 SERIES DYNAMIC HINGES

		IND PART NUMBERS				
		653208	653210	653205	653211	653176
ASSEMBLY PART NUMBERS	0° 653207	1			2	
	90° 653209		1		2	
	653206			1	2	
	0° 653154	1				2
	90° 653155		1			2
	653156			1		2
	0° 653195	1			1	1
	90° 653196		1		1	1
653147			1	1	1	

Dynamic Hinge Assemblies

0° LIVING HINGE

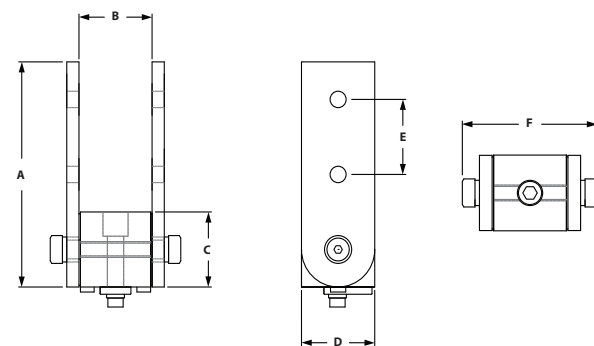


ITEM#	SERIES	NUB (QTY)	ARM (QTY)	A	B	C	D	E	F
653110	10	653111 (1)	653114 (2)	3.000"	1.000"	1.000"	1.000"	1.000"	1.863"
653207	15	653208 (1)	653211 (2)	4.500"	1.500"	1.500"	1.500"	1.500"	2.673"

INCLUDED FASTENERS

NUB TO EXTRUSION				ARMS TO NUB			ARMS TO EXTRUSION		
SERIES	ITEM#	QTY	DESCRIPTION	ITEM#	QTY	DESCRIPTION	ITEM#	QTY	DESCRIPTION
10	651119	1	SHCS & tnut	651244	1	Shldr. bolt & Nylon Washers	651142	2	DBL tnut & bolts
15	651487	1	SHCS & tnut	651243	1	Shldr. bolt & Nylon Washers	651141	2	DBL tnut & bolts

90° LIVING HINGE

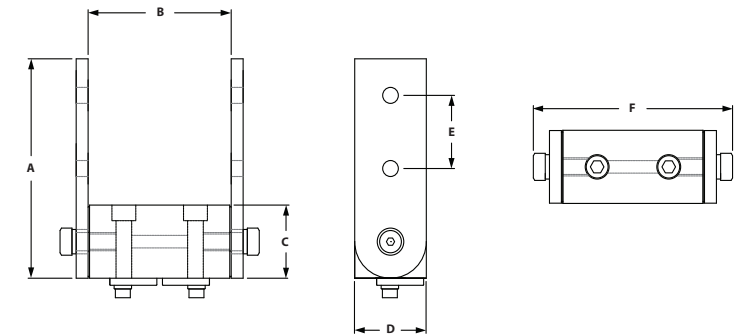


ITEM#	SERIES	NUB (QTY)	ARM (QTY)	A	B	C	D	E	F
653112	10	653113 (1)	653114 (2)	3.000"	1.000"	1.000"	1.000"	1.000"	1.863"
653209	15	653210 (1)	653211 (2)	4.500"	1.500"	1.500"	1.500"	1.500"	2.673"

INCLUDED FASTENERS

NUB TO EXTRUSION				ARMS TO NUB			ARMS TO EXTRUSION		
SERIES	ITEM#	QTY	DESCRIPTION	ITEM#	QTY	DESCRIPTION	ITEM#	QTY	DESCRIPTION
10	651119	1	SHCS & tnut	651244	1	Shldr. bolt & Nylon Washers	651142	2	DBL tnut & bolts
15	651487	1	SHCS & tnut	651243	1	Shldr. bolt & Nylon Washers	651141	2	DBL tnut & bolts

UNIVERSAL LIVING HINGE

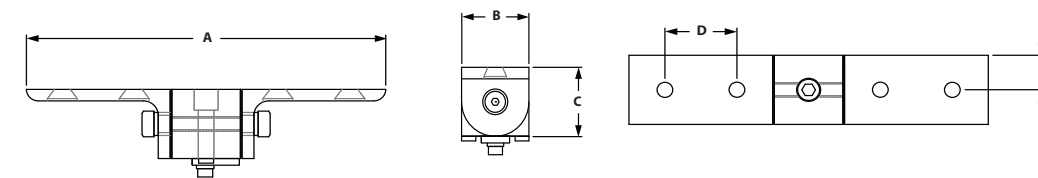



ITEM#	SERIES	NUB (QTY)	ARM (QTY)	A	B	C	D	E	F
653109	10	653108 (1)	653114 (2)	3.000"	2.000"	1.000"	1.000"	1.000"	2.876"
653206	15	653205 (1)	653211 (2)	4.500"	3.000"	1.500"	1.500"	1.500"	4.174"

INCLUDED FASTENERS

NUB TO EXTRUSION				ARMS TO NUB			ARMS TO EXTRUSION		
SERIES	ITEM#	QTY	DESCRIPTION	ITEM#	QTY	DESCRIPTION	ITEM#	QTY	DESCRIPTION
10	651119	2	SHCS & tnut	651244	1	Shldr. bolt & Nylon Washers	651142	2	DBL tnut & bolts
15	651487	2	SHCS & tnut	651243	1	Shldr. bolt & Nylon Washers	651141	2	DBL tnut & bolts

0° LIVING HINGE - CORNER BRACKET



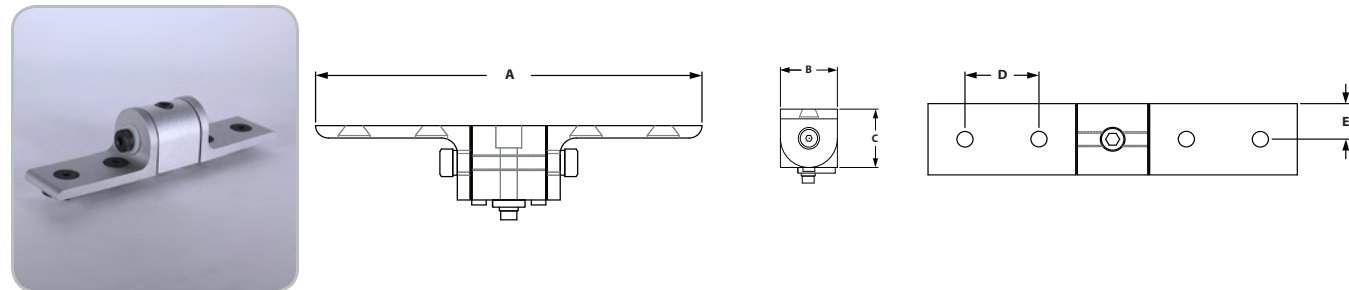
ITEM#	SERIES	NUB (QTY)	ARM (QTY)	A	B	C	D	E
653101	10	653111 (1)	653105 (2)	5.000"	1.000"	1.000"	1.000"	.500"
653154	15	653208 (1)	653176 (2)	7.500"	1.500"	1.500"	1.500"	.750"

INCLUDED FASTENERS

NUB TO EXTRUSION				ARMS TO NUB			ARMS TO EXTRUSION			
SERIES	ITEM#	QTY	DESCRIPTION	ITEM#	QTY	DESCRIPTION	ITEM#	QTY	ITEM#	QTY
10	651119	1	SHCS & tnut	651244	1	Shldr. bolt & Nylon Washers	651178	4	651099	2
15	651487	1	SHCS & tnut	651243	1	Shldr. bolt & Nylon Washers	651181	4	651098	2

Dynamic Hinge Assemblies

90° LIVING HINGE - CORNER BRACKET

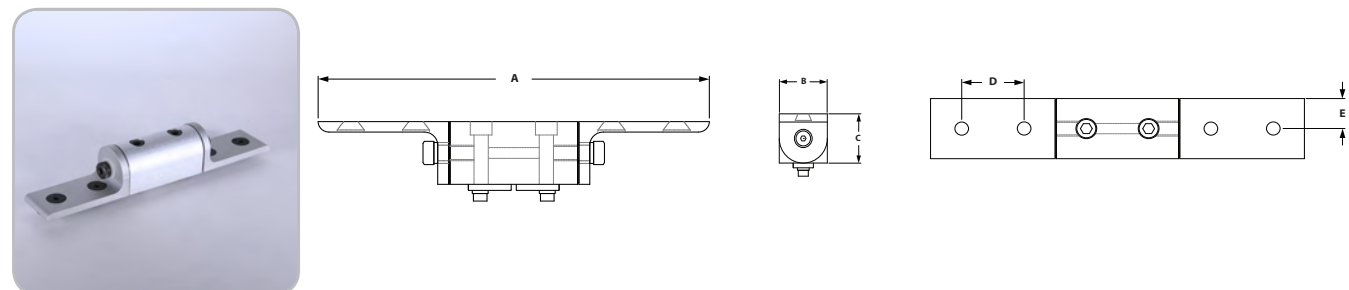


ITEM#	SERIES	NUB (QTY)	ARM (QTY)	A	B	C	D	E
653102	10	653133 (1)	653105 (2)	5.000"	1.000"	1.000"	1.000"	.500"
653155	15	653210 (1)	653176 (2)	7.500"	1.500"	1.500"	1.500"	.750"

INCLUDED FASTENERS

NUB TO EXTRUSION				ARMS TO NUB			ARMS TO EXTRUSION			
SERIES	ITEM#	QTY	DESCRIPTION	ITEM#	QTY	DESCRIPTION	ITEM#	QTY	ITEM#	QTY
10	651119	1	SHCS & tnut	651244	1	Shldr. bolt & Nylon Washers	651178	4	651099	2
15	651487	1	SHCS & tnut	651243	1	Shldr. bolt & Nylon Washers	651181	4	651098	2

UNIVERSAL LIVING HINGE - CORNER BRACKET

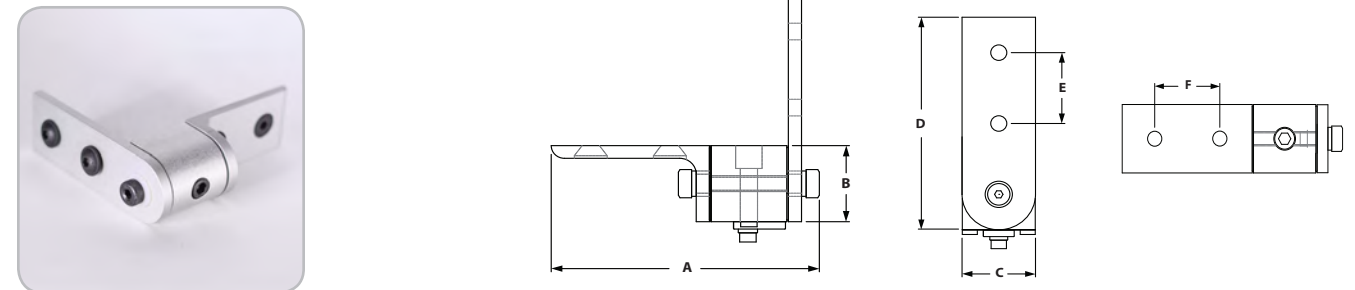


ITEM#	SERIES	NUB (QTY)	ARM (QTY)	A	B	C	D	E
653104	10	653108 (1)	653105 (2)	6.000"	1.000"	1.000"	1.000"	.500"
653156	15	653205 (1)	653176 (2)	9.000"	1.500"	1.500"	1.500"	.750"

INCLUDED FASTENERS

NUB TO EXTRUSION				ARMS TO NUB			ARMS TO EXTRUSION			
SERIES	ITEM#	QTY	DESCRIPTION	ITEM#	QTY	DESCRIPTION	ITEM#	QTY	ITEM#	QTY
10	651119	2	SHCS & tnut	651244	1	Shldr. bolt & Nylon Washers	651178	4	651099	2
15	651487	2	SHCS & tnut	651243	1	Shldr. bolt & Nylon Washers	651181	4	651098	2

0° LIVING HINGE - CORNER BRACKET W/ARM

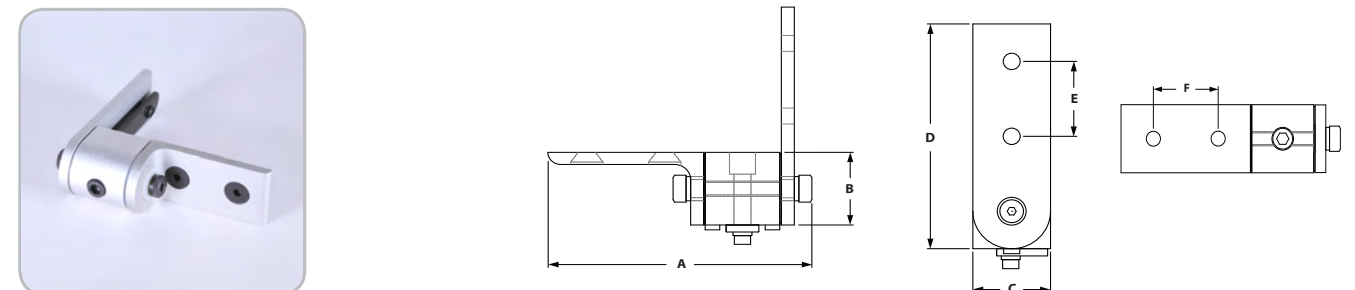


ITEM#	SERIES	NUB (QTY)	ARM (QTY)	A	B	C	D	E	F
653095	10	653111 (1)	653114 (1), 653105 (1)	3.450"	1.000"	1.000"	3.000"	1.000"	1.000"
653195	15	653208 (1)	653211 (1), 653176 (1)	5.075"	1.500"	1.500"	4.500"	1.500"	1.500"

INCLUDED FASTENERS

NUB TO EXTRUSION				ARMS TO NUB			ARMS TO EXTRUSION				
SERIES	ITEM#	QTY	DESCRIPTION	ITEM#	QTY	DESCRIPTION	ITEM#	QTY	ITEM#	QTY	
10	651119	1	SHCS & tnut	651244	1	651142	1	651178	2	651099	1
15	651487	1	SHCS & tnut	651243	1	651141	1	651181	2	651098	1

90° LIVING HINGE - CORNER BRACKET W/ARM



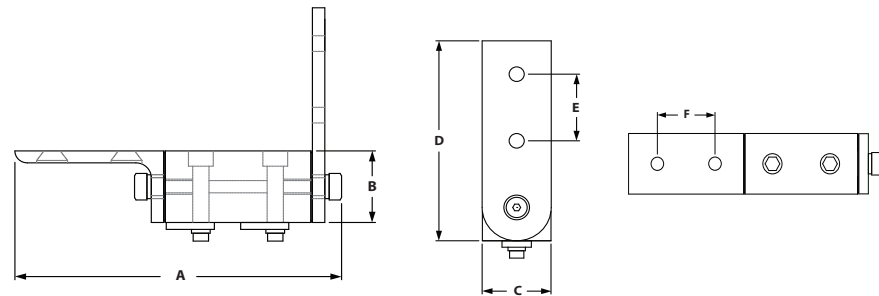
ITEM#	SERIES	NUB (QTY)	ARM (QTY)	A	B	C	D	E	F
653096	10	653113 (1)	653114 (1), 653105 (1)	3.450"	1.000"	1.000"	3.000"	1.000"	1.000"
653196	15	653210 (1)	653211 (1), 653176 (1)	5.075"	1.500"	1.500"	4.500"	1.500"	1.500"

INCLUDED FASTENERS

NUB TO EXTRUSION				ARMS TO NUB			ARMS TO EXTRUSION				
SERIES	ITEM#	QTY	DESCRIPTION	ITEM#	QTY	DESCRIPTION	ITEM#	QTY	ITEM#	QTY	
10	651119	1	SHCS & tnut	651244	1	651142	1	651178	2	651099	1
15	651487	1	SHCS & tnut	651243	1	651141	1	651181	2	651098	1

Dynamic Hinge Assemblies

UNIVERSAL LIVING HINGE - CORNER BRACKET W/ARM

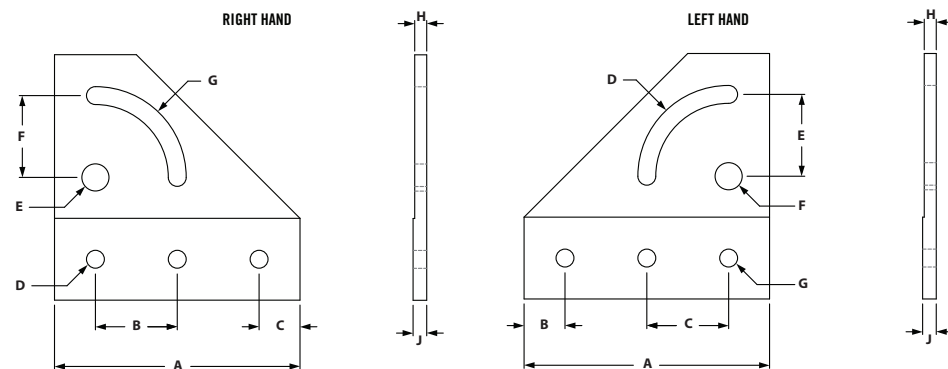


ITEM#	SERIES	NUB (QTY)	ARM (QTY)	A	B	C	D	E	F
653097	10	653108 (1)	653114 (1), 653105 (1)	4.445"	1.000"	1.000"	3.000"	1.000"	1.000"
653147	15	653205 (1)	653211 (1), 653176 (1)	6.575"	1.500"	1.500"	4.500"	1.500"	1.500"

INCLUDED FASTENERS

NUB TO EXTRUSION				ARMS TO NUB		ARMS TO EXTRUSION					
SERIES	ITEM#	QTY	DESCRIPTION	ITEM#	QTY	ITEM#	QTY	ITEM#	QTY	ITEM#	QTY
10	651119	2	SHCS & tnut	651244	1	651142	1	651178	2	651099	1
15	651487	2	SHCS & tnut	651243	1	651141	1	651181	2	651098	1

90° PIVOT BRACKET PLATES



LEFT HAND PLATE

ITEM#	SERIES	A	B	C	D	E	F	G	H	J
653070	10	3.000"	.500"	1.000"	.265"	1.000"	.312"	.281"	.158"	.188"
653166	15	4.500"	.750"	1.500"	.328"	1.500"	.375"	.328"	.220"	.250"

RIGHT HAND PLATE

ITEM#	SERIES	A	B	C	D	E	F	G	H	J
653074	10	3.000"	1.000"	.500"	.281"	.312"	1.000"	.265"	.158"	.188"
653170	15	4.500"	1.500"	.750"	.328"	.375"	1.500"	.328"	.220"	.250"

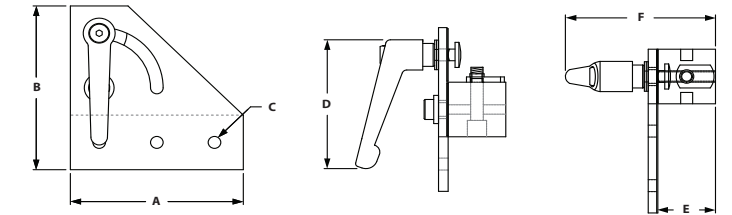
RECOMMENDED FASTENERS (MOUNT TO EXTRUSION)

COMBO ITEM#	SERIES	QTY	BOLT	TNUT TYPE
651130	10	3	1/4-20 x 1/2" FBHSCS	Economy
651129	15	3	5/16-18 x 11/16" FBHSCS	Economy

90° PIVOT BRACKET ASSEMBLY



- 90 Degrees of motion
- Permanently lubricated bronze bushings at high strength pivot points
- Nylon washers between plate and extrusion allow for smooth motion



LEFT HANDED

ITEM#	SERIES	PLATE	NUB	HANDLE	A	B	C	D	E	F
653076	10	653070	653116	699956	3.000"	3.000"	.281"	2.055"	1.000"	2.754"
653172	15	653166	653213	655676	4.500"	4.500"	.328"	3.500"	1.500"	4.015"

RIGHT HANDED

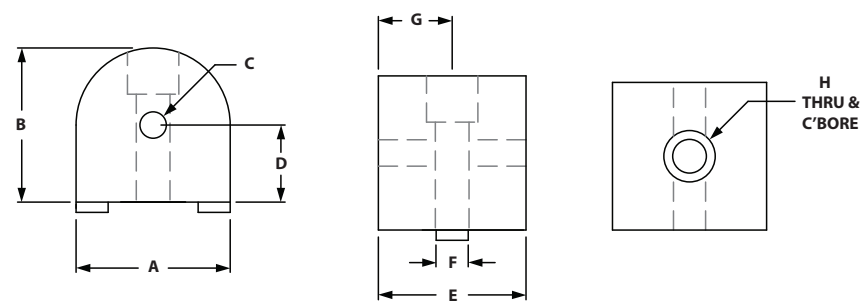
ITEM#	SERIES	PLATE	NUB	HANDLE	A	B	C	D	E	F
653082	10	653074	653116	699956	3.000"	3.000"	.281"	2.055"	1.000"	2.754"
653180	15	653170	653213	655676	4.500"	4.500"	.328"	3.500"	1.500"	4.015"

RECOMMENDED FASTENERS (MOUNT TO EXTRUSION)

COMBO ITEM#	SERIES	QTY	BOLT	TNUT TYPE
651130	10	3	1/4-20 x 1/2" FBHSCS	Economy
651129	15	3	5/16-18 x 11/16" FBHSCS	Economy

Structural Hinges

0° PIVOT NUB

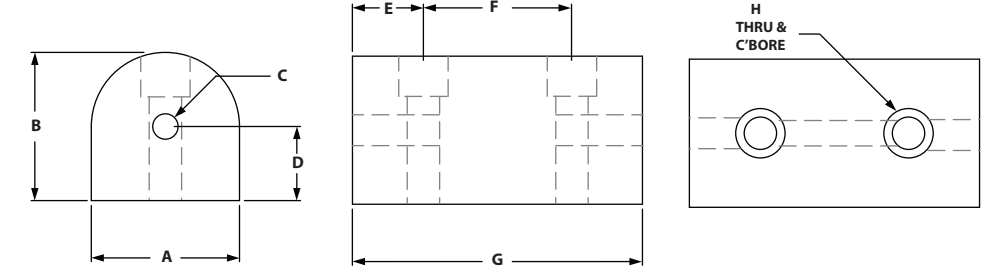



ITEM#	SERIES	A	B	C-TAP	D	E	F	G	H
653116	10	1.000"	1.000"	1/4-20 x .50	.500"	1.000"	.250"	.500"	1/4-20
653213	15	1.500"	1.500"	5/16-18 x .75	.750"	1.500"	.312"	.750"	5/16-18

INCLUDED FASTENERS

COMBO ITEM#	SERIES	QTY	BOLT	TNUT TYPE
651119	10	1	1/4-20 x 1" SHCS	Economy
651487	15	1	5/16-18 x 1-1/2" SHCS	Economy

UNIVERSAL PIVOT NUB

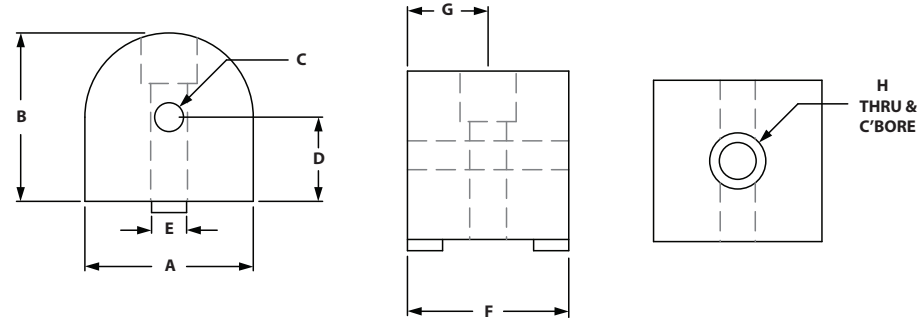


ITEM#	SERIES	A	B	C	D	E	F	G	H
653115	10	1.000"	1.000"	1/4-20 x .50	.500"	.500"	1.000"	2.000"	1/4-20
653212	15	1.500"	1.500"	5/16-18 x .75	.750"	.750"	1.500"	3.000"	5/16-18

INCLUDED FASTENERS

COMBO ITEM#	SERIES	QTY	BOLT	TNUT TYPE
651119	10	2	1/4-20 x 1" SHCS	Economy
651487	15	2	5/16-18 x 1-1/2" SHCS	Economy

90° PIVOT NUB

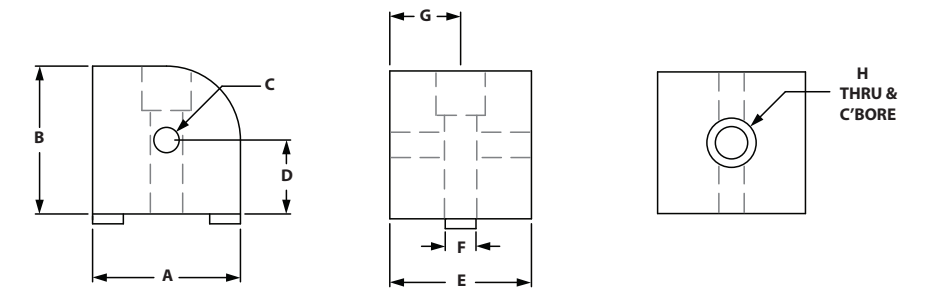


ITEM#	SERIES	A	B	C-TAP	D	E	F	G	H
653117	10	1.000"	1.000"	1/4-20 x .50	.500"	.250"	1.000"	.500"	1/4-20
653214	15	1.500"	1.500"	5/16-18 x .75	.750"	.312"	1.500"	.750"	5/16-18

INCLUDED FASTENERS

COMBO ITEM#	SERIES	QTY	BOLT	TNUT TYPE
651119	10	1	1/4-20 x 1" SHCS	Economy
651487	15	1	5/16-18 x 1-1/2" SHCS	Economy

0° RIGHT ANGLE PIVOT NUB



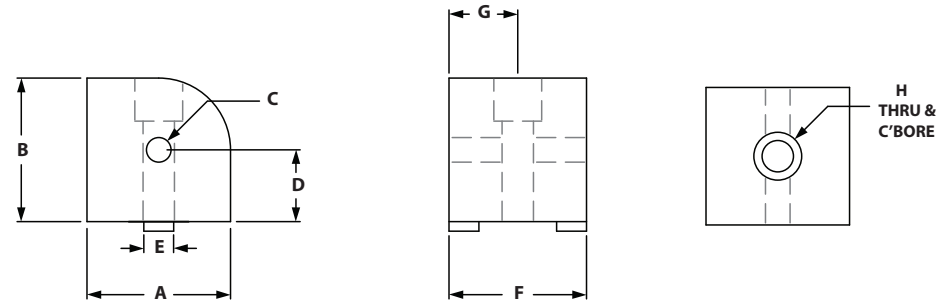

ITEM#	SERIES	A	B	C-TAP	D	E	F	G	H
653000	10	1.000"	1.000"	1/4-20 x .50	.500"	1.000"	.250"	.500"	1/4-20
653223	15	1.500"	1.500"	5/16-18 x .75	.750"	1.500"	.312"	.750"	5/16-18

INCLUDED FASTENERS

COMBO ITEM#	SERIES	QTY	BOLT	TNUT TYPE
651119	10	1	1/4-20 x 1" SHCS	Economy
651487	15	1	5/16-18 x 1-1/2" SHCS	Economy

Structural Hinges

90° RIGHT ANGLE PIVOT NUB

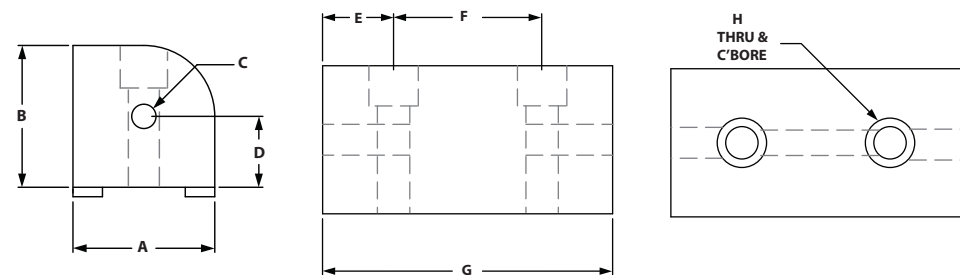


ITEM#	SERIES	A	B	C-TAP	D	E	F	G	H
653001	10	1.000"	1.000"	1/4-20 x .50	.500"	.250"	1.000"	.500"	1/4-20
653224	15	1.500"	1.500"	5/16-18 x .75	.750"	.312"	1.500"	.750"	5/16-18

INCLUDED FASTENERS

COMBO ITEM#	SERIES	QTY	BOLT	TNUT TYPE
651119	10	1	1/4-20 x 1" SHCS	Economy
651487	15	1	5/16-18 x 1-1/2" SHCS	Economy

RIGHT ANGLE UNIVERSAL PIVOT NUB

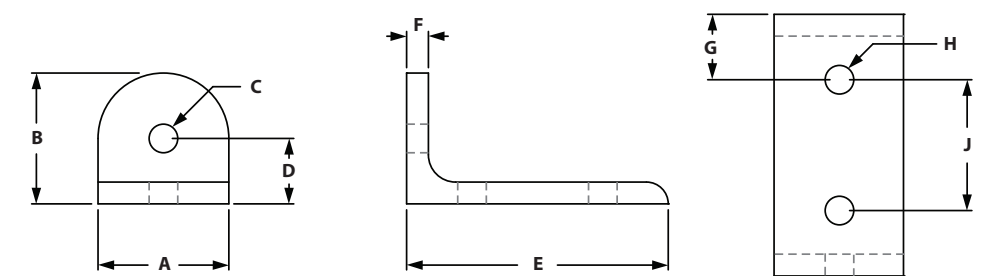


ITEM#	SERIES	A	B	C-TAP	D	E	F	G	H
653002	10	1.000"	1.000"	1/4-20 x .50	.500"	.500"	1.00"	2.000"	1/4-20
653225	15	1.500"	1.500"	5/16-18 x .75	.750"	.750"	1.500"	3.000"	5/16-18

INCLUDED FASTENERS

COMBO ITEM#	SERIES	QTY	BOLT	TNUT TYPE
651119	10	2	1/4-20 x 1" SHCS	Economy
651487	15	2	5/16-18 x 1-1/2" SHCS	Economy

"L" PIVOT ARM

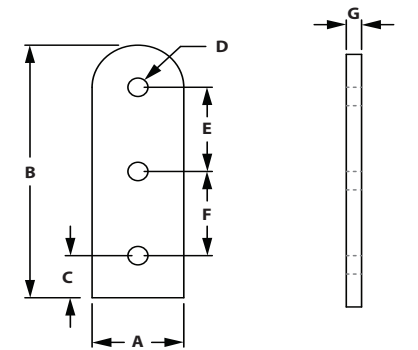


ITEM#	SERIES	A	B	C	D	E	F	G	H	J
653083	10	1.000"	1.000"	.281"	.500"	2.000"	.188"	.500"	.281"	1.000"
653181	15	1.500"	1.500"	.328"	.750"	3.000"	.250"	.750"	.328"	1.500"

INCLUDED FASTENERS

COMBO ITEM#	SERIES	QTY	BOLT	TNUT TYPE
651171	10	3	1/4-20 x 1/2" BHSCS	Economy
651129	15	3	5/16-18 x 11/16" FBHSCS	Economy

STANDARD PIVOT ARM



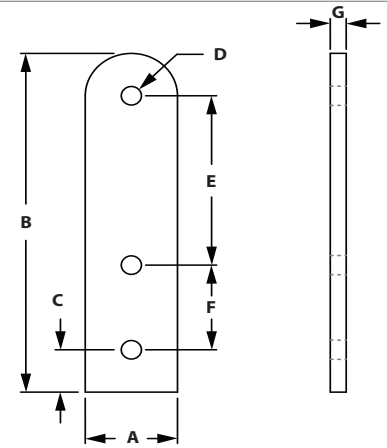
ITEM#	SERIES	A	B	C	D	E	F	G
653119	10	1.000"	3.000"	.500"	.257"	1.000"	1.000"	.188"
653219	15	1.500"	4.500"	.750"	.328"	1.500"	1.500"	.250"

INCLUDED FASTENERS

COMBO ITEM#	SERIES	QTY	BOLT	TNUT TYPE
651171	10	3	1/4-20 x 1/2" BHSCS	Economy
651129	15	3	5/16-18 x 11/16" FBHSCS	Economy

Structural Hinges

EXTENDED PIVOT ARM



ITEM#	SERIES	A	B	C	D	E	F	G
653122	10	1.000"	4.000"	.500"	.257"	2.000"	1.000"	.188"
653222	15	1.500"	6.000"	.750"	.328"	3.000"	1.500"	.250"

INCLUDED FASTENERS

COMBO ITEM#	SERIES	QTY	BOLT	TNUT TYPE
651130	10	3	1/4-20 x 1/2" BHSCS	Economy
651129	15	3	5/16-18 x 11/16" FBHSCS	Economy

Structural Hinge Assembly Charts

Our structural hinges come with a standard flanged bolt and are secured in place with no motion available.

10 SERIES STRUCTURAL HINGES

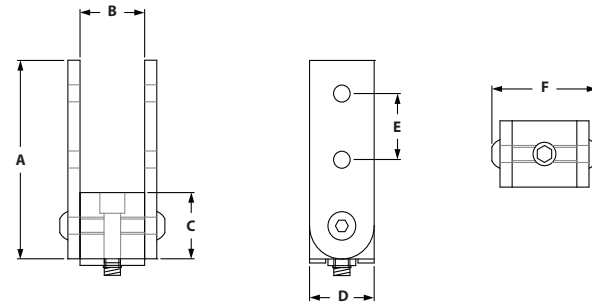
		IND PART NUMBERS				
		653116	653117	653115	653083	653119
ASSEMBLY PART NUMBERS	0° 653120	1				2
	90° 653121		1			2
	653118			1		2
	0° 653087	1			2	
	90° 653088		1		2	
	653090			1	2	

15 SERIES STRUCTURAL HINGES

		IND PART NUMBERS				
		653213	653214	653212	653181	653219
ASSEMBLY PART NUMBERS	0° 653220	1				2
	90° 653221		1			2
	653218			1		2
	0° 653185	1			2	
	90° 653186		1		2	
	653188			1	2	
	0° 653189	1			1	1
	90° 653190		1		1	1
	653191			1	1	1

Structural Hinges Assemblies

0° PIVOT HINGE



ITEM#	SERIES	NUB (QTY)	ARM (QTY)	A	B	C	D	E	F
653120	10	653116 (1)	653119 (2)	3.000"	1.000"	1.000"	3.000"	1.000"	1.626"
653220	15	653213 (1)	653219 (2)	4.500"	1.500"	1.500"	4.500"	1.500"	2.315"

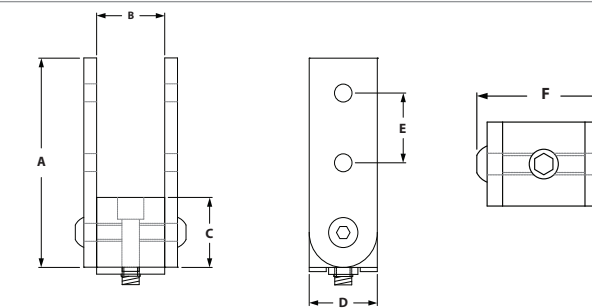
INCLUDED FASTENERS

NUB TO EXTRUSION			ARMS TO NUB			
SERIES	ITEM#	QTY	DESCRIPTION	ITEM#	QTY	DESCRIPTION
10	651119	1	SHCS & tnut	651136	2	1/4-20 x 1/2" FBHSCS
15	651487	1	SHCS & tnut	651134	2	5/16-18 x 11/16" FBHSCS

RECOMMENDED FASTENERS (ARM TO EXTRUSION)

ITEM#	SERIES	QTY	BOLT	TNUT TYPE
651130	10	4	1/4-20 x 1/2" FBHSCS	Economy
651129	15	4	5/16-18 x 11/16" FBHSCS	Economy

90° PIVOT HINGE



ITEM#	SERIES	NUB (QTY)	ARM (QTY)	A	B	C	D	E	F
653121	10	653117 (1)	653119 (2)	3.000"	1.000"	1.000"	3.000"	1.000"	1.626"
653221	15	653214 (1)	653219 (2)	4.500"	1.500"	1.500"	4.500"	1.500"	2.315"

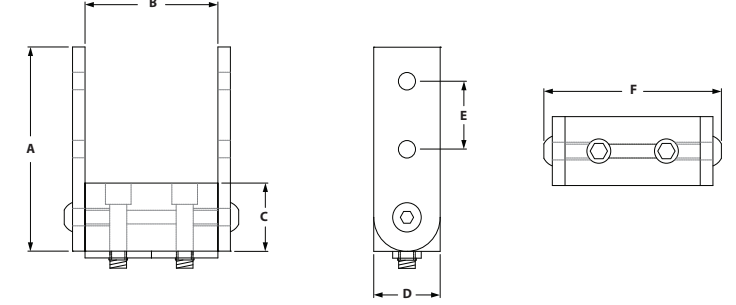

INCLUDED FASTENERS

NUB TO EXTRUSION			ARMS TO NUB			
SERIES	ITEM#	QTY	DESCRIPTION	ITEM#	QTY	DESCRIPTION
10	651119	1	SHCS & tnut	651136	2	1/4-20 x 1/2" FBHSCS
15	651487	1	SHCS & tnut	651134	2	5/16-18 x 11/16" FBHSCS

RECOMMENDED FASTENERS (ARM TO EXTRUSION)

ITEM#	SERIES	QTY	BOLT	TNUT TYPE
651130	10	4	1/4-20 x 1/2" FBHSCS	Economy
651129	15	4	5/16-18 x 11/16" FBHSCS	Economy

UNIVERSAL PIVOT HINGE



ITEM#	SERIES	NUB (QTY)	ARM (QTY)	A	B	C	D	E	F
653118	10	653115 (1)	653119 (2)	3.000"	2.000"	1.000"	1.000"	1.000"	2.626"
653218	15	653212 (1)	653219 (2)	4.500"	3.000"	1.500"	1.500"	1.500"	3.310"

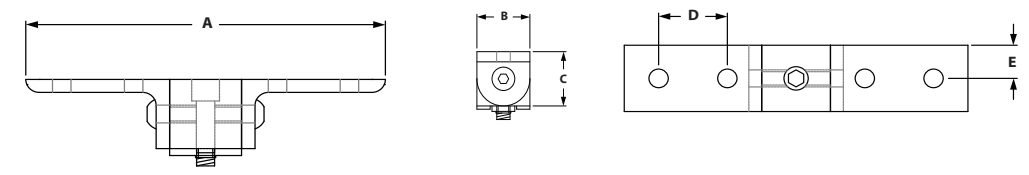

INCLUDED FASTENERS

NUB TO EXTRUSION			ARMS TO NUB			
SERIES	ITEM#	QTY	DESCRIPTION	ITEM#	QTY	DESCRIPTION
10	651119	2	SHCS & tnut	651136	2	1/4-20 x 1/2" FBHSCS
15	651487	2	SHCS & tnut	651134	2	5/16-18 x 11/16" FBHSCS

RECOMMENDED FASTENERS (ARM TO EXTRUSION)

ITEM#	SERIES	QTY	BOLT	TNUT TYPE
651130	10	4	1/4-20 x 1/2" FBHSCS	Economy
651129	15	4	5/16-18 x 11/16" FBHSCS	Economy

0° "L" ARM PIVOT HINGE



ITEM#	SERIES	NUB (QTY)	ARM (QTY)	A	B	C	D	E
653087	10	653116 (1)	653083 (2)	5.000"	1.000"	1.000"	1.000"	.500"
653185	15	653213 (1)	653181 (2)	7.500"	1.500"	1.500"	1.500"	.750"

INCLUDED FASTENERS

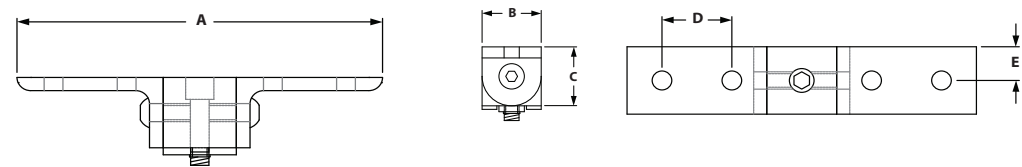
NUB TO EXTRUSION			ARMS TO NUB			
SERIES	ITEM#	QTY	DESCRIPTION	ITEM#	QTY	DESCRIPTION
10	651119	1	SHCS & tnut	651136	2	1/4-20 x 1/2" FBHSCS
15	651487	1	SHCS & tnut	651134	2	5/16-18 x 11/16" FBHSCS

RECOMMENDED FASTENERS (ARM TO EXTRUSION)

ITEM#	SERIES	QTY	BOLT	TNUT TYPE
651130	10	4	1/4-20 x 1/2" FBHSCS	Economy
651129	15	4	5/16-18 x 11/16" FBHSCS	Economy

Dynamic & Structural Hinges

90° "L" ARM PIVOT HINGE



ITEM#	SERIES	NUB (QTY)	ARM (QTY)	A	B	C	D	E
653088	10	653117 (1)	653083 (2)	5.000"	1.000"	1.000"	1.000"	.500"
653186	15	653214 (1)	653181 (2)	7.500"	1.500"	1.500"	1.500"	.750"

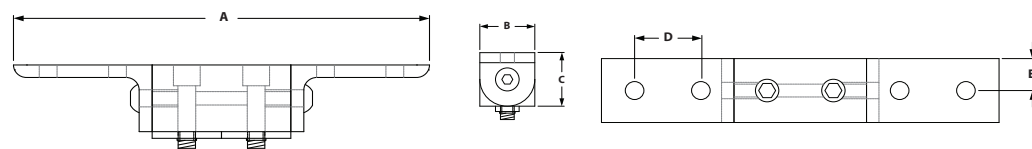

INCLUDED FASTENERS

NUB TO EXTRUSION			ARMS TO NUB			
SERIES	ITEM#	QTY	DESCRIPTION	ITEM#	QTY	DESCRIPTION
10	651119	1	SHCS & tnut	651136	2	1/4-20 x 1/2" FBHSCS
15	651487	1	SHCS & tnut	651134	2	5/16-18 x 11/16" FBHSCS

RECOMMENDED FASTENERS (ARM TO EXTRUSION)

ITEM#	SERIES	QTY	BOLT	TNUT TYPE
651130	10	4	1/4-20 x 1/2" FBHSCS	Economy
651129	15	4	5/16-18 x 11/16" FBHSCS	Economy

UNIVERSAL "L" ARM PIVOT HINGE



ITEM#	SERIES	NUB (QTY)	ARM (QTY)	A	B	C	D	E
653090	10	653115 (1)	653083 (2)	6.000"	1.000"	1.000"	1.000"	.500"
653188	15	653212 (1)	653181 (2)	9.000"	1.500"	1.500"	1.500"	.750"

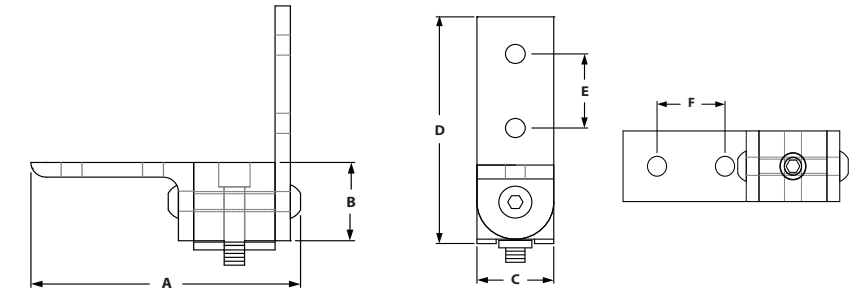
INCLUDED FASTENERS

NUB TO EXTRUSION			ARMS TO NUB			
SERIES	ITEM#	QTY	DESCRIPTION	ITEM#	QTY	DESCRIPTION
10	651119	2	SHCS & tnut	651136	2	1/4-20 x 1/2" FBHSCS
15	651487	2	SHCS & tnut	651134	2	5/16-18 x 11/16" FBHSCS

RECOMMENDED FASTENERS (ARM TO EXTRUSION)

ITEM#	SERIES	QTY	BOLT	TNUT TYPE
651130	10	4	1/4-20 x 1/2" FBHSCS	Economy
651129	15	4	5/16-18 x 11/16" FBHSCS	Economy

0° "L" ARM and STRAIGHT ARM PIVOT HINGE



ITEM#	SERIES	NUB (QTY)	ARM (QTY)	A	B	C	D	E	F
653189	15	653213 (1)	653181 (1), 653219 (1)	4.900"	1.500"	1.500"	4.500"	1.000"	1.500"

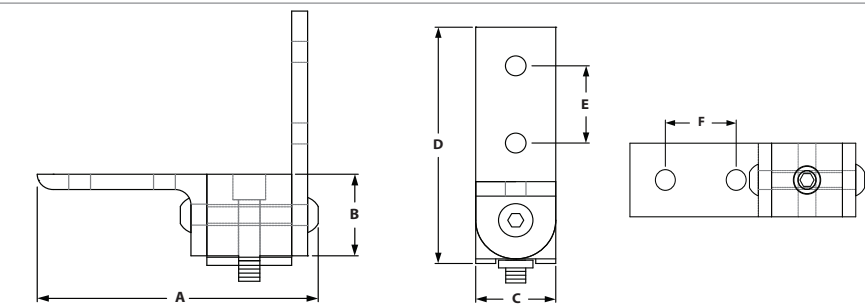
INCLUDED FASTENERS

NUB TO EXTRUSION			ARMS TO NUB			
SERIES	ITEM#	QTY	DESCRIPTION	ITEM#	QTY	DESCRIPTION
15	651487	1	SHCS & tnut	651134	2	5/16-18 x 11/16" FBHSCS

RECOMMENDED FASTENERS (ARM TO EXTRUSION)

ITEM#	SERIES	QTY	BOLT	TNUT TYPE
651129	15	4	5/16-18 x 11/16" FBHSCS	Economy

90° "L" ARM and STRAIGHT ARM PIVOT HINGE



ITEM#	SERIES	NUB (QTY)	ARM (QTY)	A	B	C	D	E	F
653190	15	653214 (1)	653181 (1), 653219 (1)	4.900"	1.500"	1.500"	4.500"	1.000"	1.500"

INCLUDED FASTENERS

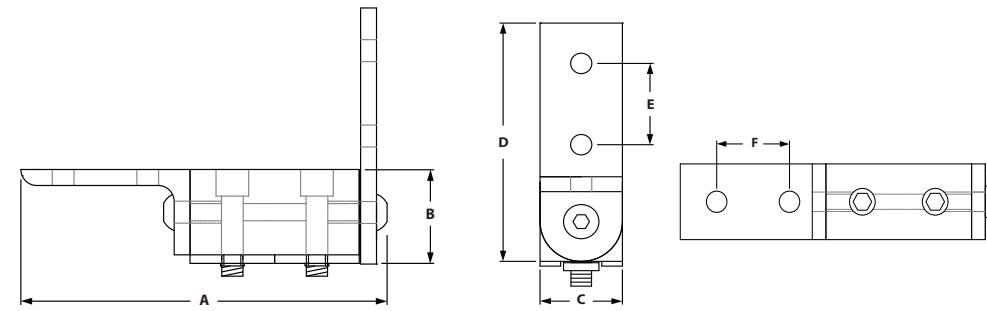
NUB TO EXTRUSION			ARMS TO NUB			
SERIES	ITEM#	QTY	DESCRIPTION	ITEM#	QTY	DESCRIPTION
15	651487	1	SHCS & tnut	651134	2	5/16-18 x 11/16" FBHSCS

RECOMMENDED FASTENERS (ARM TO EXTRUSION)

ITEM#	SERIES	QTY	BOLT	TNUT TYPE
651129	15	4	5/16-18 x 11/16" FBHSCS	Economy

Dynamic & Structural Hinges

UNIVERSAL "L" ARM and STRAIGHT ARM PIVOT HINGE



ITEM#	SERIES	NUB (QTY)	ARM (QTY)	A	B	C	D	E	F
653191	15	653212 (1)	653181 (1), 653219 (1)	6.400"	1.500"	1.500"	4.500"	1.000"	1.500"

INCLUDED FASTENERS

NUB TO EXTRUSION			ARMS TO NUB			
SERIES	ITEM#	QTY	DESCRIPTION	ITEM#	QTY	DESCRIPTION
15	651487	1	SHCS & tnut	651134	2	5/16-18 x 11/16" FBHSCS

RECOMMENDED FASTENERS (ARM TO EXTRUSION)

ITEM#	SERIES	QTY	BOLT	TNUT TYPE
651129	15	4	5/16-18 x 11/16" FBHSCS	Economy

CONTENT


06 TSLOTS Panels

Plastic Panels	186-189
PVC Coated Wire Mesh	189
Area Calculator Matrix	190
Panel Mount Blocks & Brackets	191-192
Panel Retainers	193-194
Mesh Panel Retainers	195-196
Backing Plates	197
Mesh Panel Retainer Assemblies	198
Panel Stiffener & Gaskets	199-201
Glass Panel Clamp	200-201
Slatwall Panels	202

06 TSLOTS PANELS FRACTIONAL

TSLOTS Panels


ACRYLIC PANELS



- Lightweight
- Weather resistant
- High optical clarity
- Great for displays or Partitions

ITEM#	COLOR	MATERIAL	THICKNESS	STOCK SIZE
655424	Clear	Acrylic	.236"	4' x 8'
655425	Clear	Acrylic	.177"	4' x 8'
655426	White	Acrylic	.236"	4' x 8'
655427	White	Acrylic	.177"	4' x 8'
655428	Black	Acrylic	.236"	4' x 8'
655429	Black	Acrylic	.177"	4' x 8'
655430	Bronze	Acrylic	.236"	4' x 8'
655431	Bronze	Acrylic	.177"	4' x 8'

POLYCARBONATE PANELS




- High durability and impact resistance
- High optical clarity
- Highly machinable
- Great for enclosures, guarding, or safety applications

ITEM#	COLOR	MATERIAL	THICKNESS	STOCK SIZE
655432	Clear	Polycarbonate	.236"	4' x 8'
655433	Clear	Polycarbonate	.177"	4' x 8'
682883	Clear	Polycarbonate	.375"	4' x 8'
682884	Clear	Polycarbonate	.500"	4' x 8'
655448	Gray	Polycarbonate	.236"	4' x 8'
655449	Gray	Polycarbonate	.177"	4' x 8'
655434	Bronze	Polycarbonate	.236"	4' x 8'
655435	Bronze	Polycarbonate	.177"	4' x 8'

- Machining Service – Panel Cut to Size 660062 & 660063
- Panels are ordered by the sq. ft.
- For custom panels contact Tslots. See page 4 for information


HDPE PANELS



- Textured on both sides
- Impact and corrosion resistant
- Highly machinable
- Great for enclosures, guarding, or safety applications

ITEM#	COLOR	MATERIAL	THICKNESS	STOCK SIZE
655690	Black	HDPE	.236"	4' x 8'
655691	Blue	HDPE	.236"	4' x 8'
655695	Red	HDPE	.236"	4' x 8'

HAIRCELL ABS PANELS



- One smooth side and one textured side
- Impact resistant
- Highly machinable
- Great for workstations and partitions

ITEM#	COLOR	MATERIAL	THICKNESS	STOCK SIZE
655436	Black	Haircell ABS	.236"	4' x 8'
655437	Black	Haircell ABS	.177"	4' x 8'

- Machining Service – Panel Cut to Size 660062 & 660063
- Panels are ordered by the sq. ft.
- For custom panels contact Tslots. See page 4 for information

TSLOTS Panels


EXPANDED PVC PANELS



- Chemical and weather resistant
- Lightweight
- Highly machinable
- Great for displays and partitions

ITEM#	COLOR	MATERIAL	THICKNESS	STOCK SIZE
655440	Black	Expanded PVC	.236"	4' x 8'
655441	Black	Expanded PVC	.118"	4' x 8'
655442	Red	Expanded PVC	.236"	4' x 8'
655443	Red	Expanded PVC	.118"	4' x 8'
655444	Blue	Expanded PVC	.236"	4' x 8'
655445	Blue	Expanded PVC	.118"	4' x 8'
655446	Gray	Expanded PVC	.236"	4' x 8'
655447	Gray	Expanded PVC	.118"	4' x 8'
655438	White	Expanded PVC	.236"	4' x 8'
655439	White	Expanded PVC	.118"	4' x 8'
682882	Clear	PVC	.236"	4' x 8'
655450	Yellow	Expanded PVC	.236"	4' x 8'
655451	Yellow	Expanded PVC	.118"	4' x 8'

ALUMALITE PANELS




- Weather resistant
- High durability
- Lightweight alternative to solid aluminum plate
- Great for workstations, enclosures, or displays

ITEM#	COLOR	MATERIAL	THICKNESS	STOCK SIZE
655452	Blue	Alupalite	.236"	4' x 8'
655454	Silver	Alupalite	.236"	4' x 8'

- Machining Service – Panel Cut to Size 660062 & 660063
- Panels are ordered by the sq. ft.
- For custom panels contact Tslots. See page 4 for information

ALUCOBOND PANELS



- Weather resistant
- High durability
- Lightweight alternative to solid aluminum plate
- Great for workstations, enclosures, or displays
- Platinum only on one side
- Aluminum sheets separated by thermoplastic core

ITEM#	COLOR	MATERIAL	THICKNESS	STOCK SIZE
655457	Platinum	Alucobond	.157"	4' x 8'


DIE BOND PANELS



- Weather resistant
- High durability
- Lightweight alternative to solid aluminum plate
- Great for workstations, enclosures, or displays
- White on one side and black on the other side

ITEM#	COLOR	MATERIAL	THICKNESS	STOCK SIZE
655857	White/Black	Diebond	.118"	4' x 8'

WIRE MESH



- Great for workstations, enclosures, or displays
- See page 447 for cutting
- Use calculation matrix on page 190 to measure area

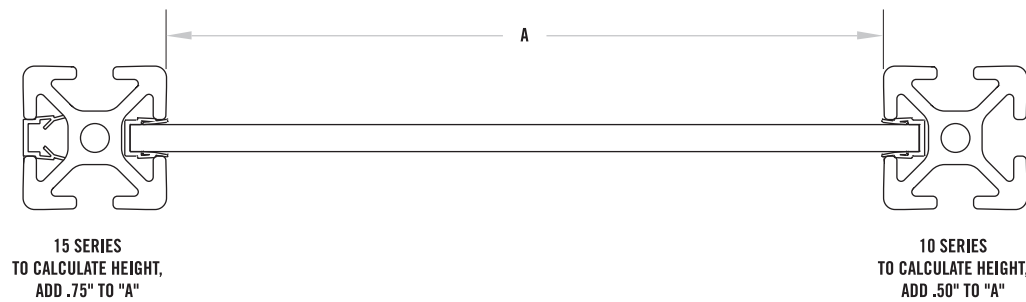
ITEM#	SIZE	COLOR	MATERIAL	GAUGE	OVERALL THICKNESS	STOCK SIZE
655318	.5" x .5"	Black	PVC	16	.140"	4' x 8'
655319	.5" x .5"	Yellow	PVC	16	.140"	4' x 8'
655316	1" x 1"	Black	PVC	12	.210"	4' x 8'
655317	1" x 1"	Yellow	PVC	12	.210"	4' x 8'
655818	2" x 2"	Black	PVC	12	.210"	4' x 8'

TSLOTS Panel Hardware

AREA CALCULATION MATRIX

HOW TO USE THE MATRIX

- Round both length and width dimensions up to the next 6" increment
- Find the length and width along the top and side of area calculation matrix
- Find the area in square feet at the intersection of the length and width matrix

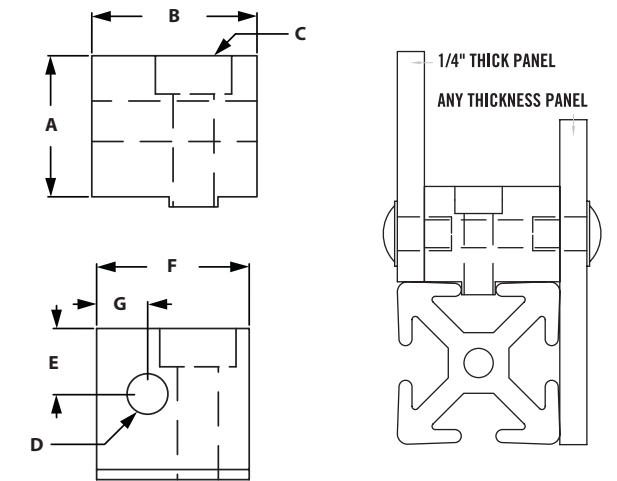


LENGTH	WIDTH									
	6"	12"	18"	24"	30"	36"	42"	48"	54"	60"
6"	0.25	0.50	0.75	1.00	1.25	1.50	1.75	2.00	2.25	2.50
12"	0.50	1.00	1.50	2.00	2.50	3.00	3.50	4.00	4.50	5.00
18"	0.75	1.50	2.25	3.00	3.75	4.50	5.25	6.00	6.75	7.50
24"	1.00	2.00	3.00	4.00	5.00	6.00	7.00	8.00	9.00	10.00
30"	1.25	2.50	3.75	5.00	6.25	7.50	8.75	10.00	11.25	12.50
36"	1.50	3.00	4.50	6.00	7.50	9.00	10.50	12.00	13.50	15.00
42"	1.75	3.50	5.25	7.00	8.75	10.50	12.25	14.00	15.75	17.50
48"	2.00	4.00	6.00	8.00	10.00	12.00	14.00	16.00	18.00	20.00
54"	2.25	4.50	6.75	9.00	11.25	13.50	15.75	18.00	20.25	22.50
60"	2.50	5.00	7.50	10.00	12.50	15.00	17.50	20.00	22.50	25.00
66"	2.75	5.50	8.25	11.00	13.75	16.50	19.25	22.00	24.75	27.50
72"	3.00	6.00	9.00	12.00	15.00	18.00	21.00	24.00	27.00	30.00
78"	3.25	6.50	9.75	13.00	16.25	19.50	22.75	26.00	29.25	32.50
84"	3.50	7.00	10.50	14.00	17.50	21.00	24.50	28.00	31.50	35.00
90"	3.75	7.50	11.25	15.00	18.75	22.50	26.25	30.00	33.75	37.50
96"	4.00	8.00	12.00	16.00	20.00	24.00	28.00	32.00	36.00	40.00
102"	4.25	8.50	12.75	17.00	21.25	25.50	29.75	34.00	38.25	42.50
108"	4.50	9.00	13.50	18.00	22.50	27.00	31.50	36.00	40.50	45.00

PANEL MOUNT BLOCK



- Allows you to mount panel flush or offset with extrusion
- Simplifies adding or removing panels
- Drilling panel required
- Fasteners for mounting to extrusion included



ITEM#	SERIES	A	B	C	D	E	F	G
655288	10	.700"	.812"	10-32 SHCS	1/4-20 Tap	.325"	.750"	.250"
655286	15	.875"	1.250"	1/4-20 SHCS	5/16-18 Tap	.440"	1.000"	.390"

INCLUDED FASTENERS

ITEM#	SERIES	QTY	DESCRIPTION
651017 & 651096	10	1	10-32 x 3/4" SHCS & 10-32 Economy Tnut
651029 & 651105	15	1	1/4-20 x 1" SHCS & 1/4-20 Economy Tnut

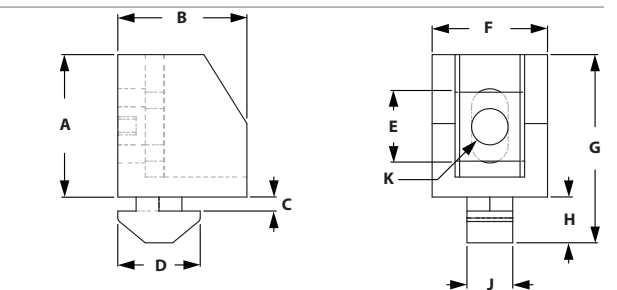
RECOMMENDED FASTENERS (MOUNT TO PANEL)

ITEM#	SERIES	QTY	DESCRIPTION
651023	10	1	1/4-20 x 5/8" BHSCS
651053	15	1	5/16-18 3/4" BHSCS

NYLON PANEL MOUNT BLOCK



- Panel inserts from the top then twists 90° to lock into place.
- Made of Black Nylon
- .5" offset from edge for hole placement of panel.




ITEM#	SERIES	A	B	C	D	E	F	G	H	J	K-THREAD
655681	15	.886"	.984"	.165"	.670"	.492"	.750"	1.339"	.354"	.236"	1/4-20

INCLUDED FASTENERS

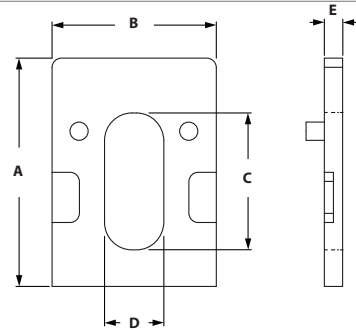
ITEM#	QTY	DESCRIPTION
671047	1	Uniblock Spacer
651462	1	1/4-20 x 1" BHSCS

TSLOTS Panel Hardware

UNIBLOCK SPACERS



- Work with panel mount block to increase thickness
- Allows for offset panel mounting
- Reduces movement and vibration

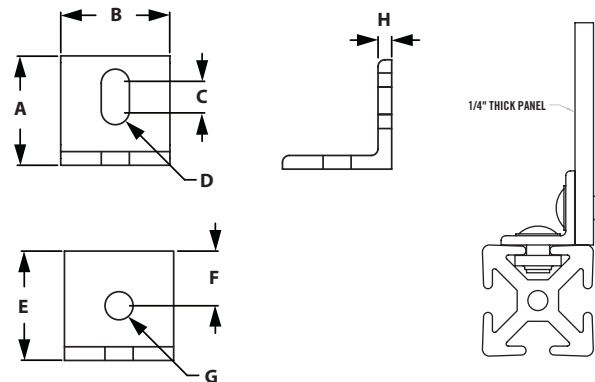


ITEM#	SERIES	A	B	C	D	E
671046	15	.984"	.728"	.590"	.256"	.118"
671047	15	.984"	.728"	.590"	.256"	.197"

PANEL MOUNT BRACKET



- Lower cost alternative than Panel Mount Block
- Slotted hole makes alignment easy
- Drilling hole in panel required



ITEM#	SERIES	A	B	C	D	E	F	G	H
655289	10	1.000"	1.000"	.250"	.129"	1.000"	.500"	.257"	.125"
655291	15	1.000"	1.000"	.250"	.164"	1.000"	.500"	.328"	.125"


RECOMMENDED FASTENERS (EXTRUSION SLOT)

ITEM#	SERIES	QTY	BOLT	TNUT
651166	10	1	1/4-20 x 3/8" FBHSCS	Economy
651128	15	1	5/16-18 x 1/2" FBHSCS	Economy

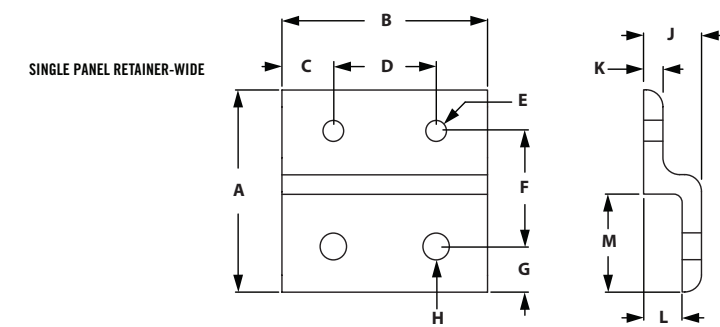

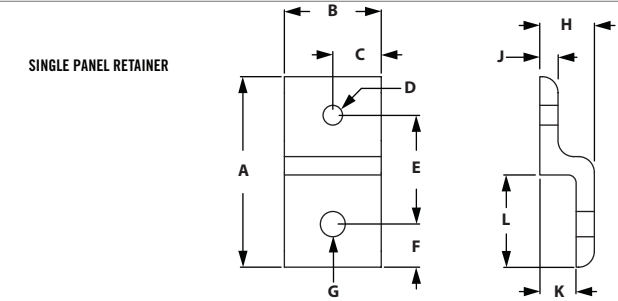
RECOMMENDED FASTENERS (EXTRUSION END)

ITEM#	SERIES	QTY	BOLT	HEX NUT	WASHER
651002	10	1	1/4-20 x 3/8" FBHSCS	Yes	Yes
651210	15	1	5/16-18 x 1/2" FBHSCS	Yes	Yes

SINGLE PANEL RETAINER



- Strongest way to retain panels
- Simplifies panel installation and removal
- Drilling panel required



SINGLE RETAINER

ITEM#	SERIES	A	B	C	D-TAP	E	F	G	H	J	K	L
655329	10	1.938"	1.000"	.500"	1/4-20	1.108"	.392"	.257"	.563"	.188"	.375"	.938"
655295	15	2.879"	1.500"	.750"	5/16/18	1.656"	.594"	.328"	.840"	.250"	.590"	1.379"

SINGLE RETAINER WIDE

ITEM#	SERIES	A	B	C	D	E-TAP	F	G	H	J	K	L	M
655330	10	1.938"	2.000"	.500"	1.000"	1/4-20	1.108"	.392"	.257"	.563"	.188"	.375"	.938"
655294	15	2.879"	3.000"	.750"	1.500"	5/16/18	1.656"	.594"	.328"	.840"	.250"	.590"	1.379"

RECOMMENDED FASTENERS (EXTRUSION SLOT)


ITEM#	SERIES	QTY	QTY FOR WIDE	BOLT	TNUT
651130	10	1	2	1/4-20 x 1/2" FBHSCS	Economy
651129	15	1	2	5/16-18 x 11/16" FBHSCS	Economy

RECOMMENDED FASTENERS (FOR 1/4" PANEL)


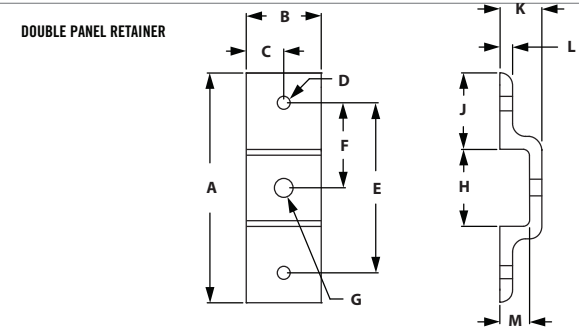
ITEM#	SERIES	QTY	QTY FOR WIDE	BOLT
651169	10	1	2	1/4-20 x 3/8" FBHSCS
651135	15	1	2	5/16-18 x 1/2" FBHSCS

TLOTS Panel Hardware

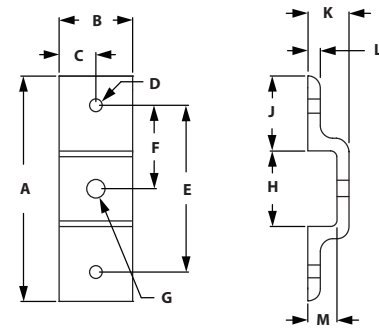
DOUBLE PANEL RETAINER



- Strongest way to retain panels
- Simplifies panel installation and removal



DOUBLE PANEL RETAINER-WIDE



DOUBLE RETAINER

ITEM#	SERIES	A	B	C	D-TAP	E	F	G	H	J	K	L	M
655343	10	3.021"	1.000"	.500"	1/4-20	2.237"	1.118"	.257"	1.021"	1.000"	.563"	.188"	.375"
655345	15	4.523"	1.500"	.750"	5/16-18	3.335"	1.666"	.328"	1.523"	1.500"	.840"	.250"	.590"

DOUBLE RETAINER WIDE

ITEM#	SERIES	A	B	C	D	E-TAP	F	G	H	J	K	L	M	N
655344	10	3.021"	2.000"	.500"	1.000"	1/4-20	2.237"	1.118"	.257"	1.021"	1.000"	.563"	.188"	.375"
655346	15	4.523"	3.000"	.750"	1.500"	5/16-18	3.335"	1.666"	.328"	1.523"	1.500"	.840"	.250"	.590"


RECOMMENDED FASTENERS (EXTRUSION SLOT)

ITEM#	SERIES	QTY	QTY FOR WIDE	BOLT	TNUT
651130	10	2	4	1/4-20 x 1/2" FBHSCS	Economy
651129	15	2	4	5/16-18 x 11/16" FBHSCS	Economy


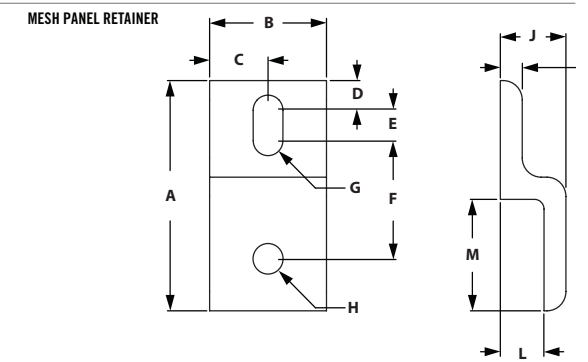
RECOMMENDED FASTENERS (FOR 1/4" PANEL)

ITEM#	SERIES	QTY	QTY FOR WIDE	BOLT
651169	10	2	4	1/4-20 x 3/8" FBHSCS
651135	15	2	4	5/16-18 x 1/2" FBHSCS

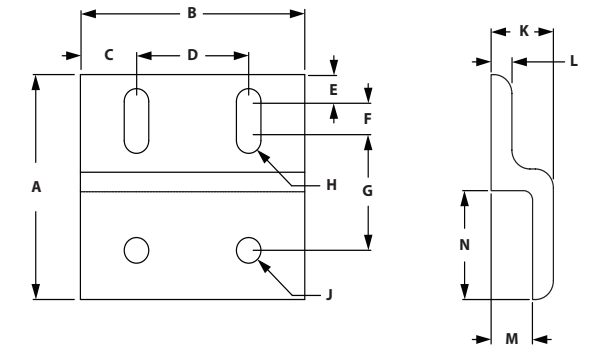
MESH PANEL RETAINER



- Strongest way to retain wire mesh
- Prevents wire mesh from pushing out of T-Slot
- Simplifies installation and removal of wire mesh



MESH PANEL RETAINER-WIDE



SINGLE RETAINER

ITEM#	SERIES	A	B	C	D	E	F	G	H	J	K	L	M
655323	10	1.938"	1.000"	.500"	.250"	.375"	.875"	.255"	.255"	.563"	.188"	.375"	.938"
655293	15	2.879"	1.500"	.750"	.344"	.500"	1.406"	.328"	.328"	.840"	.250"	.590"	1.379"

SINGLE RETAINER-WIDE


ITEM#	SERIES	A	B	C	D	E	F	G	H	J	K	L	M	N
655326	10	1.938"	2.000"	.500"	1.000"	.250"	.375"	.875"	.255"	.255"	.563"	.188"	.375"	.938"
655292	15	2.879"	3.000"	.750"	1.500"	.344"	.500"	1.406"	.328"	.328"	.840"	.250"	.590"	1.379"

RECOMMENDED FASTENERS (EXTRUSION SLOT)

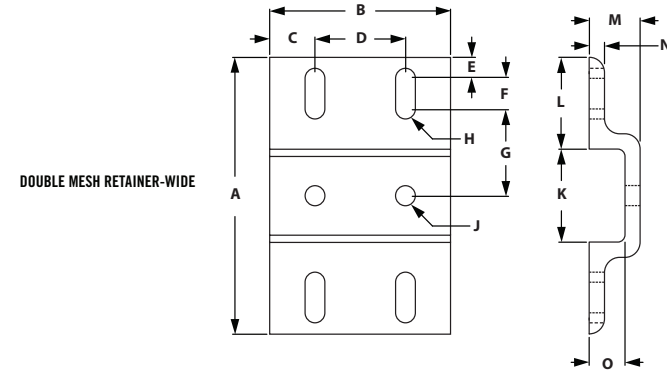

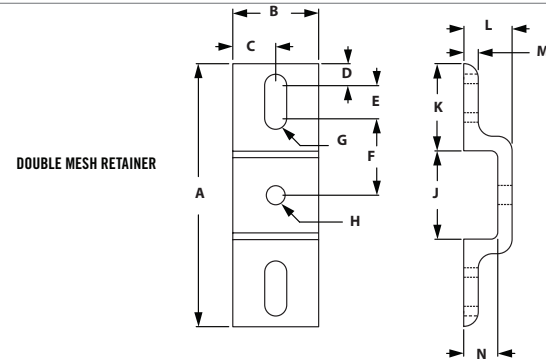
ITEM#	SERIES	QTY	QTY FOR WIDE	BOLT	TNUT
651130	10	1	2	1/4-20 x 1/2" FBHSCS	Economy
651129	15	1	2	5/16-18 x 11/16" FBHSCS	Economy

TSLOTS Panel Hardware

DOUBLE MESH PANEL RETAINER



- Prevents panels from pushing out
- Simplifies installation and removal



DOUBLE RETAINER

ITEM#	SERIES	A	B	C	D	E	F	G	H	J	K	L	M	N
655351	10	3.021"	1.000"	.500"	.250"	.375"	.855"	.257"	.257"	1.021"	1.000"	.563"	.188"	.375"
655347	15	4.523"	1.500"	.750"	.344"	.500"	1.416"	.328"	.328"	1.523"	1.500"	.840"	.250"	.590"

DOUBLE RETAINER-WIDE

ITEM#	SERIES	A	B	C	D	E	F	G	H	J	K	L	M	N	O
655353	10	3.021"	2.000"	.500"	1.000"	.250"	.375"	.855"	.257"	.257"	1.021"	1.000"	.563"	.188"	.375"
655349	15	4.523"	3.000"	.750"	1.500"	.344"	.500"	1.416"	.328"	.328"	1.523"	1.500"	.840"	.250"	.590"

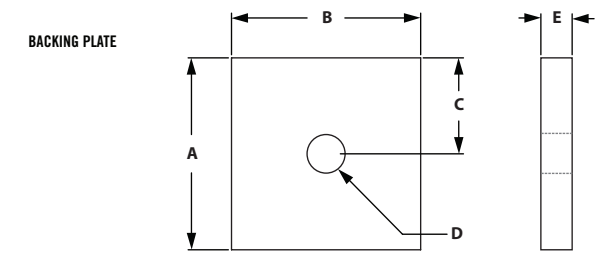
RECOMMENDED FASTENERS (EXTRUSION SLOT)

ITEM#	SERIES	QTY	QTY FOR WIDE	BOLT	TNUT
651130	10	1	2	1/4-20 x 1/2" FBHSCS	Economy
651129	15	1	2	5/16-18 x 11/16" FBHSCS	Economy

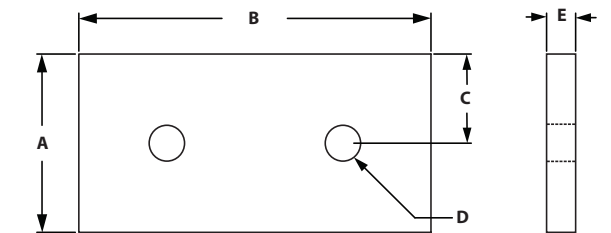
BACKING PLATES



- Secures mesh panel retainers to the wire mesh



BACKING PLATE-WIDE



BACKING PLATES

ITEM#	SERIES	A	B	C	D-THREAD	E
655325	10	1.000"	1.000"	.500"	1/4-20	.188"
655299	15	1.500"	1.500"	.750"	5/16-18	.250"

BACKING PLATES-WIDE


ITEM#	SERIES	A	B	C	D-THREAD	E
655328	10	1.000"	2.000"	.500"	1/4-20	.188"
655298	15	1.500"	3.000"	.750"	5/16-18	.250"

RECOMMENDED FASTENERS (TO PANEL/MESH RETAINER)

ITEM#	SERIES	QTY	QTY FOR WIDE	QTY FOR DBL	QTY FOR DBL WIDE	BOLT
651023	10	1	2	2	4	1/4-20 x 5/8" BHSCS
651053	15	1	2	2	4	5/16-18 x 3/4" BHSCS

Mesh Retainer Assemblies

MESH PANEL RETAINERS ASSEMBLY



- Strongest way to retain wire mesh
 - Prevents wire mesh from pushing out of T-Slot
 - Simplifies installation and removal of wire mesh
- *Fasteners for gauge wire included.*


MESH PANEL RETAINERS ASSEMBLY

ITEM#	SERIES	RETAINER	QTY	BACKING PLATE	QTY	BOLT TO PLATE	QTY
655324	10	655323	1	655325	1	651023	1
655297	15	655293	1	655299	1	651053	1

MESH PANEL RETAINERS ASSEMBLY - WIDE

ITEM#	SERIES	RETAINER	QTY	BACKING PLATE	QTY	BOLT TO PLATE	QTY
655327	10	655326	1	655328	1	651023	1
655296	15	655292	1	655298	1	651053	1

DOUBLE MESH PANEL RETAINERS ASSEMBLY



- Prevents panels from pushing out
 - Simplifies installation and removal
- *Fasteners for gauge wire included.*

DOUBLE MESH PANEL RETAINERS ASSEMBLY

ITEM#	SERIES	RETAINER	QTY	BACKING PLATE	QTY	BOLT TO PLATE	QTY
655352	10	655351	1	655325	2	651023	2
655348	15	655347	1	655299	2	651053	2


DOUBLE MESH PANEL RETAINERS ASSEMBLY - WIDE

ITEM#	SERIES	RETAINER	QTY	BACKING PLATE	QTY	BOLT TO PLATE	QTY
655354	10	655353	1	655328	2	651023	4
655350	15	655349	1	655298	2	651053	4

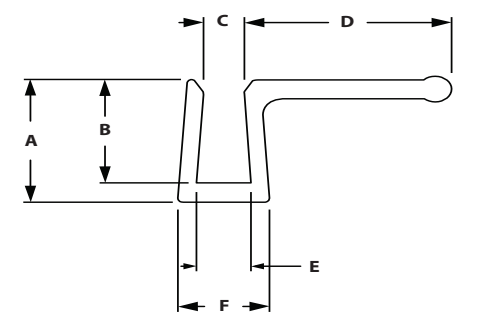
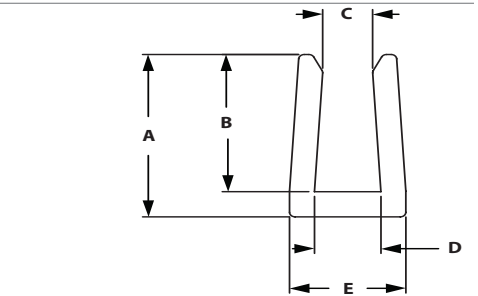
RECOMMENDED FASTENERS (EXTRUSION SLOT)

ITEM#	SERIES	QTY	QTY FOR WIDE	QTY FOR DBL	QTY FOR DBL WIDE	BOLT	TNUT
651130	10	1	2	2	4	1/4-20 x 1/2" FBHSCS	Economy
651129	15	1	2	2	4	5/16-18 x 11/16" FBHSCS	Economy

PANEL STIFFENER



- Increases the rigidity of 1/4" panels



ITEM#	SERIES	LENGTH	A	B	C	D	E
655285	15	72"	.710"	.600"	.181"	.240"	.420"

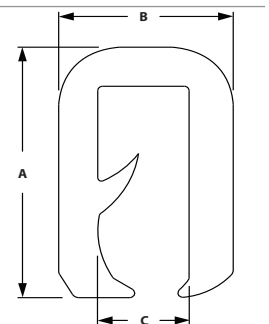
WITH HANDLE

ITEM#	SERIES	LENGTH	A	B	C	D	E	F
655290	15	72"	.710"	.600"	.181"	.950"	.245"	.420"

WIRE EDGE COVER



- Applied to the edge of wire mesh to prevent cuts
- Creates a clean and a safe guarding
- Sold by the foot



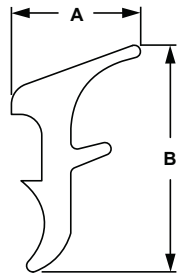
ITEM#	COLOR	MATERIAL	A	B	C
655312	Black	PVC/Aluminum	.545"	.357"	.187"

TSLOTS Hardware

RUBBER PANEL GASKET




- Place in slot to secure panels or mesh
- Can be easily placed in slot after panel or mesh has been placed
- Can be ordered by the foot or 150' roll

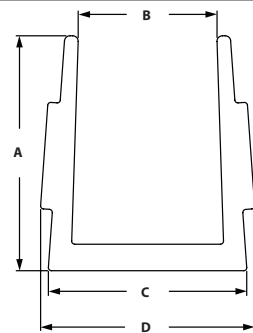


ITEM#	SERIES	SOLD	A	B
655111	10	Per Foot	.208"	.362"
655110	15	Per Foot	.311"	.547"
655113	10	Per 150' Roll	.208"	.362"
655112	15	Per 150' Roll	.311"	.547"

ECONOMY PLASTIC PANEL GASKET



- 10 S economy gasket will accommodate 3/16" panels

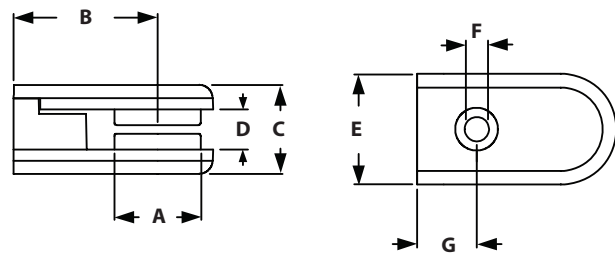


ITEM#	SERIES	LENGTH	MATERIAL	A	B	C	D
655639	10	96"	Polypropylene	.298"	.179"	.255"	.275"

GLASS PANEL CLAMP



- Simple and easy way to secure panels
- Gripped pads increase the strength and protect panel
- For panels .079" - .375"
- Included fasteners- M5 x 16mm SHCS Bright Zinc (connect clamps together) and 5 rubber pads for panels

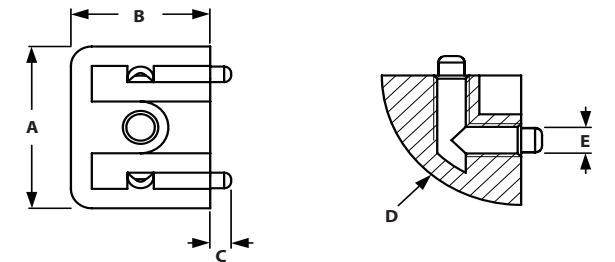


ITEM#	SERIES	A	B	C	D	E	F	G
671043	10/15	.768"	1.280"	.787"	.354"	.984"	.217"	.531"

GLASS PANEL CORNER CONNECTION



- To make corner connection with two panels using two glass panel clamps
- Die-cast zinc
- Included fasteners- 2 screws M5 x 12mm SHCS Bright Zinc

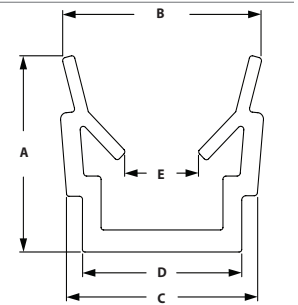


ITEM#	SERIES	A	B	C	D	E
671044	10/15	.985"	.787"	.118"	R20	M5

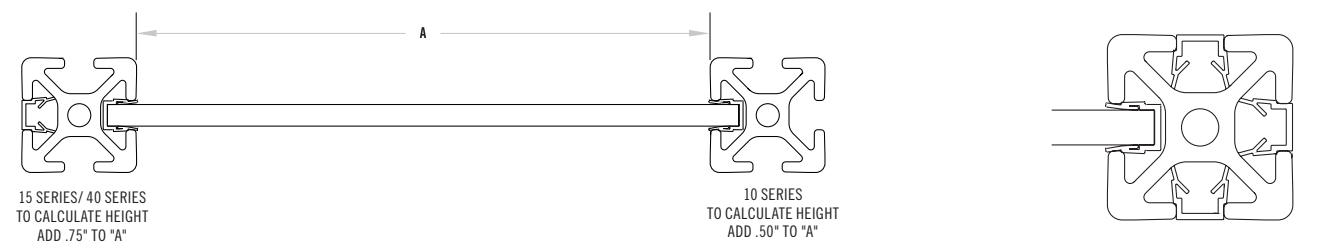
DELUXE PLASTIC PANEL GASKET



- Recessed in slot to secure plastic panels
- The deluxe gasket can also be used as a slot cover



ITEM#	SERIES	COLOR	LENGTH	MATERIAL	A	B	C	D	E
655640	10	Black	96"	HDPE	.299"	.319"	.297"	.256"	.119"
655827	15	Black	72"	HDPE	.433"	.416"	.355"	.323"	.197"
655760	15	Yellow	78" (2M)	HDPE	.433"	.416"	.355"	.323"	.197"
655761	15	Natural	78" (2M)	HDPE	.433"	.416"	.355"	.323"	.197"




15 SERIES/ 40 SERIES
TO CALCULATE HEIGHT
ADD .75" TO "A"

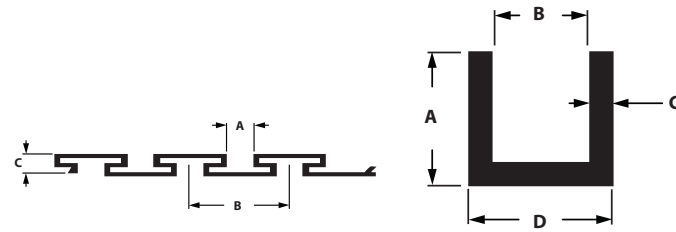
10 SERIES
TO CALCULATE HEIGHT
ADD .50" TO "A"

TSLOTS Hardware

SLATWALL PANELS AND U CHANNEL



- Custom size panels are available
- Round to the next full panel



ITEM#	DESCRIPTION	SERIES	LENGTH	A	B	C	D
599900	Slatwall Panel	10/15	12' 6"	.450"	1.500"	.495"	N/A
301901	U Channel	10/15	12'	.750"	.500"	.125"	.750"

RECOMMENDED FASTENERS (FOR 10S EXTRUSION)

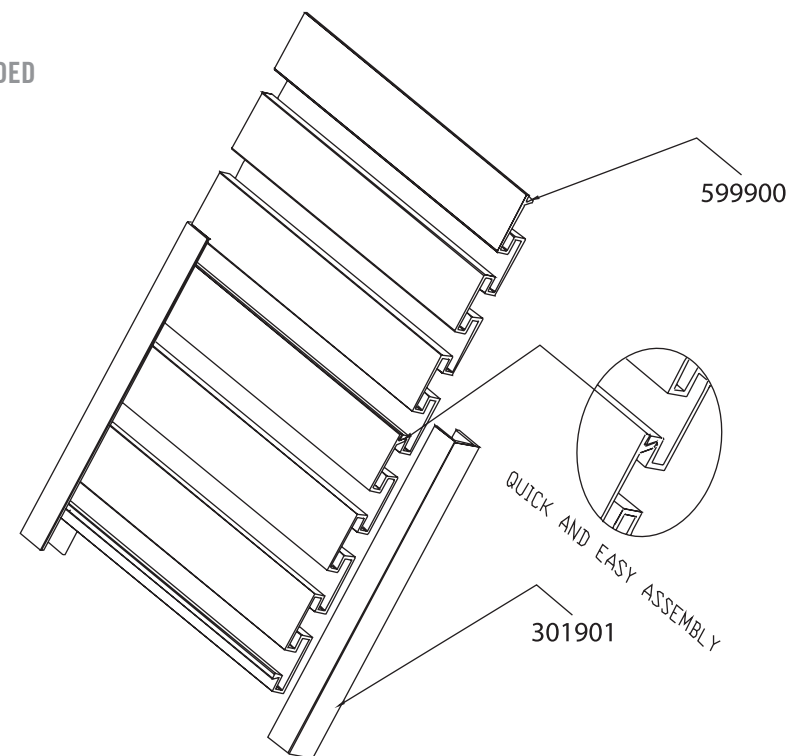
BOLT	QTY	DESCRIPTION
653273	1	10 to 15s 2 Hole Transition Strip
651130	1	1/4-20 x 1/2" FBHSCS & Econ Tnut
651129	1	5/16-18 x 11/16" FBHSCS & Econ Tnut

RECOMMENDED FASTENERS (FOR 15S EXTRUSION)

BOLT	QTY	DESCRIPTION
653141	1	15s 2 Hole Joining Strip
651129	2	5/16-18 x 11/16" FBHSCS & Econ Tnut

CALCULATION FORMULA FOR NUMBER OF PANELS NEEDED

$$\frac{(\text{Desired Panel Height} - 0.335)}{4.6}$$



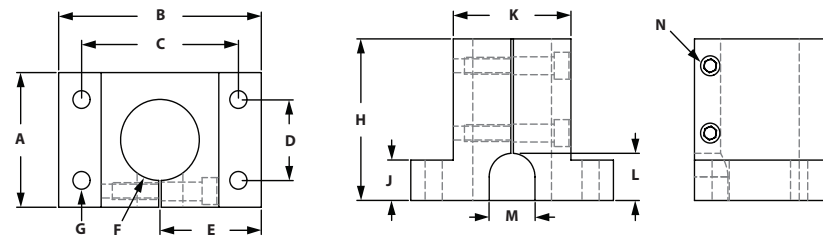
CONTENT

07 Stanchions	
Single Shaft Base	206
Double Shaft Base	206
Single Shaft Plates	207
Cross Clamp	208
Single Shaft Mounting Block	208
Single Horizontal Base	209
Double Horizontal Base	209
Quick Clamp	210
Replacement Handle	211

07 STANCHIONS FRACTIONAL

Stanchions

SINGLE SHAFT BASE



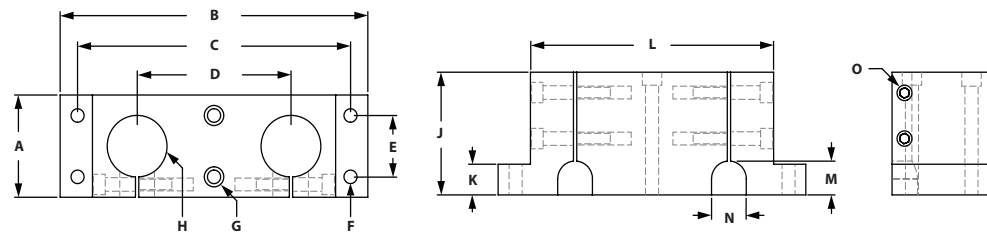
(INCLUDED BOLT)

ITEM#	SERIES	A	B	C	D	E	F	G	H	J	K	L	M	N
659012	10	2.125"	3.000"	2.250"	1.000"	1.500"	1.004"	.257"	2.500"	.500"	1.500"	.625"	.625"	1/4-20 SHCS
659013	15	2.125"	3.000"	2.250"	1.500"	1.500"	1.004"	.328"	2.500"	.500"	1.500"	.625"	.625"	1/4-20 SHCS
659016	15	2.500"	3.875"	3.000"	1.500"	1.937"	1.505"	.328"	3.000"	.750"	2.250"	.875"	.875"	5/16-18 SHCS
659018	15	3.500"	4.750"	3.750"	1.500"	2.375"	2.005"	.328"	3.500"	.750"	2.750"	.750"	1.250"	5/16-18 SHCS

RECOMMENDED FASTENERS (EXTRUSION SLOT)

ITEM #	STANCHION	QTY	BOLT	T-NUT
651117	659012	4	1/4-20 x 3/4" SHCS	Economy
651205	659013	4	5/16-18 x 7/8" SHCS	Economy
651482	659016	4	5/16-18 x 1-1/4" SHCS	Economy
651482	659018	4	5/16-18 x 1-1/4" SHCS	Economy

DOUBLE SHAFT BASE



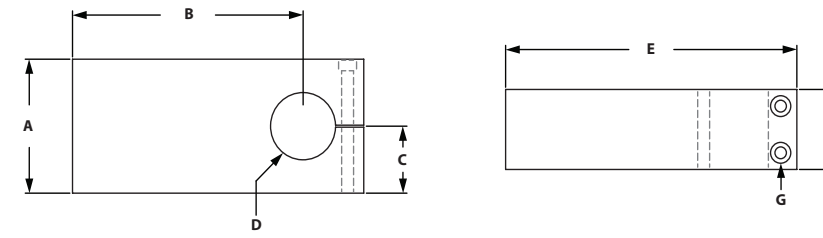

(INCLUDED BOLT)

ITEM#	SERIES	A	B	C	D	E	F	G	H	J	K	L	M	N	O
659014	10	2.000"	6.500"	5.750"	3.500"	1.000"	.257"	1/4-20 SHCS	1.004"	2.500"	.500"	5.000"	.625"	.620"	1/4-20 SHCS
659015	15	2.000"	6.500"	5.750"	3.500"	1.500"	.328"	5/16-18 SHCS	1.004"	2.500"	.500"	5.000"	.625"	.620"	1/4-20 SHCS
659017	15	2.500"	7.750"	6.875"	3.875"	1.500"	.328"	5/16-18 SHCS	1.505"	3.000"	.750"	6.125"	.825"	.875"	5/16-18 SHCS
659020	15	3.500"	9.500"	8.500"	4.750"	1.500"	.328"	5/16-18 SHCS	2.005"	3.500"	.750"	7.500"	.750"	1.250"	5/16-18 SHCS

RECOMMENDED FASTENERS (EXTRUSION SLOT)

ITEM #	STANCHION	QTY	BOLT	T-NUT	ITEM #	QTY	BOLT	T-NUT	
651117	659014	4	1/4-20 x 3/4" SHCS	Economy	651483	2	1/4-20 x 2-1/2 SHCS	Economy	
651205	659015	4	5/16-18 x 7/8" SHCS	Economy	AND/OR	651484	2	5/16-18 x 2-1/2 SHCS	Economy
651482	659017	4	5/16-18 x 1-1/4" SHCS	Economy	651485	2	5/16-18 x 3 SHCS	Economy	
651482	659020	4	5/16-18 x 1-1/4" SHCS	Economy	651486	2	5/16-18 x 3-1/2 SHCS	Economy	

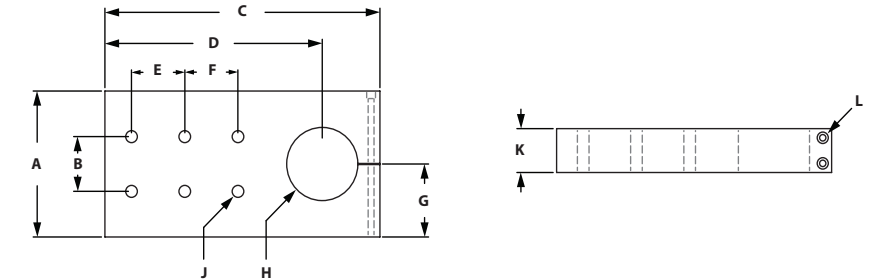
SINGLE SHAFT BLANK MOUNTING PLATE



(INCLUDED BOLT)

ITEM#	SERIES	A	B	C	D	E	F	G
659023	10	2.000"	3.562"	1.000"	1.004"	4.500"	1.000"	1/4-20 SHCS
659026	15	3.000"	5.125"	1.500"	1.505"	6.500"	1.500"	5/16-18 SHCS
659028	15	4.000"	6.125"	2.000"	2.005"	7.750"	2.000"	5/16-18 SHCS

SINGLE SHAFT PRE-DRILLED MOUNTING PLATE



(INCLUDED BOLT)

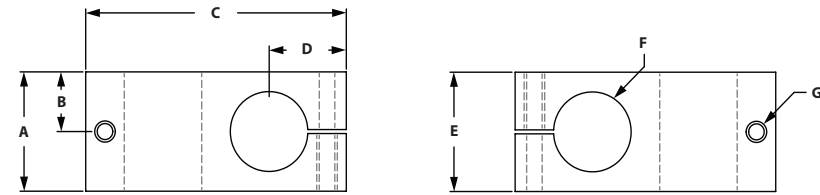
ITEM#	SERIES	A	B	C	D	E	F	G	H	J	K	L
659024	10	2.000"	1.000"	4.500"	3.560"	1.000"	N/A	1.000"	1.004"	4@ .257"	1.250"	1/4-20 SHCS
659025	15	2.000"	1.500"	4.500"	3.562"	1.500"	N/A	1.000"	1.004"	4@ .328"	1.250"	1/4-20 SHCS
659027	15	3.000"	1.500"	6.500"	5.125"	1.500"	N/A	1.500"	1.505"	4@ .328"	1.500"	5/16-18 SHCS
659029	15	4.000"	1.500"	7.750"	6.125"	1.500"	1.500"	2.000"	2.005"	6@ .328"	2.000"	5/16-18 SHCS

RECOMMENDED FASTENERS (EXTRUSION SLOT)

ITEM #	STANCHION	QTY	BOLT	T-NUT
651121	659024	4	1/4-20 x 1-1/2" SHCS	Economy
651583	659025	4	5/16-18 x 1-3/4" SHCS	Economy
651584	659027	4	5/16-18 x 2" SHCS	Economy
651585	659029	6	5/16-18 x 2-1/2" SHCS	Economy

Stanchions

QUICK CROSS CLAMP STANCHIONS

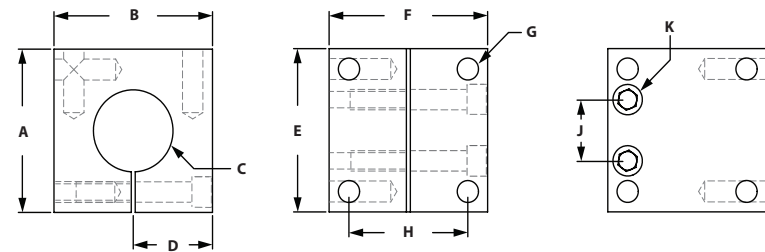



ITEM#	SERIES	A	B	C	D	E	F	G-TAP
659019	10/15	1.500"	.750"	3.375"	1.000"	1.500"	1.004"	1/4-20

INCLUDED FASTENERS

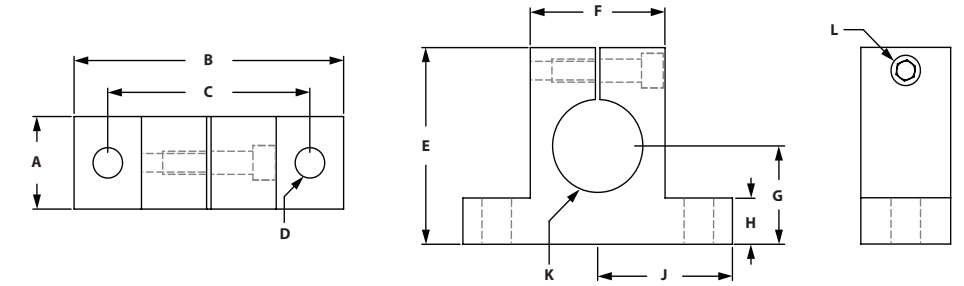
ITEM #	QTY	DESCRIPTION
651649	2	Quick Clamp Stanchion Handle
699965	2	Washer

SINGLE SHAFT MOUNTING BLOCK



ITEM#	SERIES	A	B	C	D	E	F	G-TAP	H	J	K
659030	15	2.000"	2.000"	1.004"	1.000"	2.000"	2.000"	5/16-18	1.500"	.750"	1/4-20 SHCS

SINGLE HORIZONTAL BASE

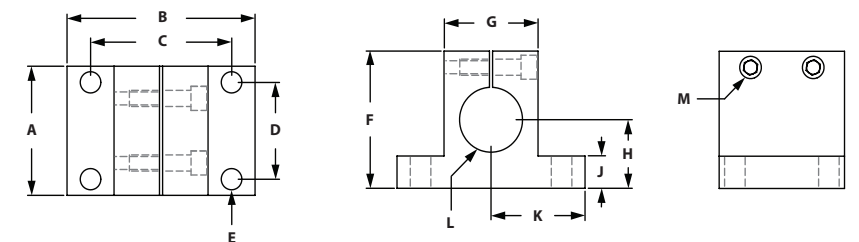


ITEM#	SERIES	A	B	C	D	E	F	G	H	J	K	L
659044	10	1.000"	3.000"	2.250"	.257"	2.125"	1.500"	1.062"	.500"	1.500"	1.004"	1/4-20 SHCS
659045	15	1.000"	3.000"	2.250"	.328"	2.125"	1.500"	1.062"	.500"	1.500"	1.004"	1/4-20 SHCS
659046	15	1.250"	3.875"	3.000"	.328"	2.500"	2.250"	1.125"	.750"	1.937"	1.505"	5/16-18 SHCS
659047	15	1.500"	4.750"	3.750"	.328"	3.500"	2.750"	1.625"	1.000"	2.375"	2.005"	5/16-18 SHCS

RECOMMENDED FASTENERS (EXTRUSION SLOT)

ITEM #	STANCHION	QTY	BOLT	T-NUT
651117	659044	2	1/4-20 x 3/4" SHCS	Economy
651205	659045	2	5/16-18 x 7/8" SHCS	Economy
651482	659046	2	5/16-18 x 1-1/4" SHCS	Economy
651487	659047	2	5/16-18 x 1-1/2" SHCS	Economy

DOUBLE HORIZONTAL BASE



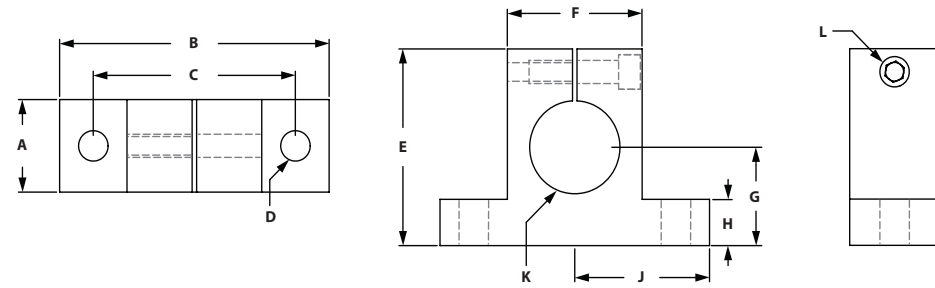
ITEM#	SERIES	A	B	C	D	E	F	G	H	J	K	L	M
659049	10	2.000"	3.000"	2.250"	1.000"	.257"	2.125"	1.500"	1.062"	.500"	1.500"	1.004"	1/4-20 SHCS
659050	15	2.000"	3.000"	2.250"	1.500"	.328"	2.125"	1.500"	1.062"	.500"	1.500"	1.004"	1/4-20 SHCS
659051	15	2.500"	3.875"	3.000"	1.500"	.328"	2.500"	2.250"	1.125"	.750"	1.937"	1.505"	5/16-18 SHCS
659052	15	3.500"	4.750"	3.750"	1.500"	.328"	3.500"	2.750"	1.625"	1.000"	2.375"	2.005"	5/16-18 SHCS

RECOMMENDED FASTENERS (EXTRUSION SLOT)

ITEM #	STANCHION	QTY	BOLT	T-NUT
651117	659049	4	1/4-20 x 3/4" SHCS	Economy
651205	659050	4	5/16-18 x 7/8" SHCS	Economy
651482	659051	4	5/16-18 x 1-1/4" SHCS	Economy
651487	659052	4	5/16-18 x 1-1/2" SHCS	Economy

Stanchions

HORIZONTAL QUICK CLAMP



ITEM#	SERIES	A	B	C	D	E	F	G	H	J	K	L-TAP
659021	10	1.000"	3.000"	2.250"	.257"	2.125"	1.500"	1.062"	.500"	1.500"	1.004"	1/4-20
659022	15	1.000"	3.000"	2.250"	.328"	2.125"	1.500"	1.062"	.500"	1.500"	1.004"	1/4-20

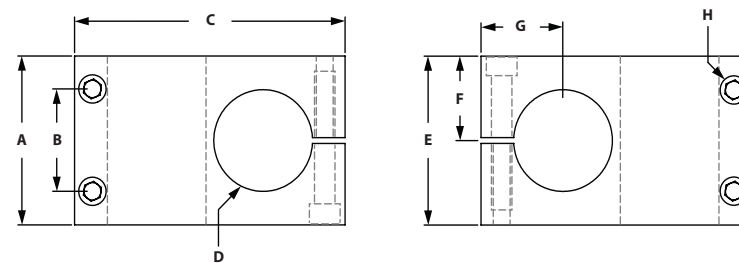

INCLUDED FASTENERS

ITEM #	QTY	DESCRIPTION
651649	1	Quick Clamp Stanchion Handle
699965	1	Washer

RECOMMENDED FASTENERS

ITEM #	STANCHION	QTY	BOLT	T-NUT
651117	659021	2	1/4-20 x 3/4" SHCS	Economy
651205	659022	2	5/16-18 x 7/8" SHCS	Economy

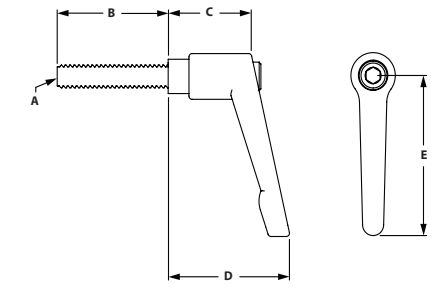
STANCHIONS CROSS CLAMP



(INCLUDED BOLT)

ITEM#	SERIES	A	B	C	D	E	F	G	K
659031	15	2.000"	1.400"	3.125"	1.004"	2.000"	1.000"	1.000"	1/4-20 SHCS
659033	15	2.500"	1.750"	4.125"	1.505"	2.500"	1.250"	1.250"	1/4-20 SHCS
659035	15	3.500"	2.000"	5.500"	2.005"	3.500"	1.625"	1.750"	5/16-18 SHCS

REPLACEMENT HANDLES



ITEM#	SERIES	MATERIAL	A	B	C	D	E
651649	10/15	Black Nylon	1/4-20	1.250"	.938"	1.375"	1.750"

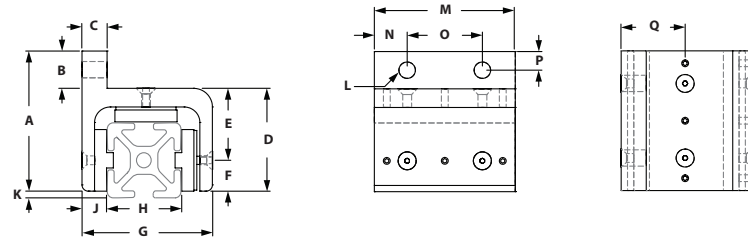
CONTENT

08 Linear Motion	
Deluxe Bearings	214-216
Economy Bearings	217-219
Machining Services	220
Bearing Load Ratings	221
Linear Bearing Replacement Pads	222-223
Brake Kits	224-225
Roller Wheels	226
Roller Wheel Bracket and Assemblies	227-228

08 LINEAR MOTION FRACTIONAL

Linear Motion

DELUXE SINGLE FLANGE LINEAR BEARINGS - SHORT

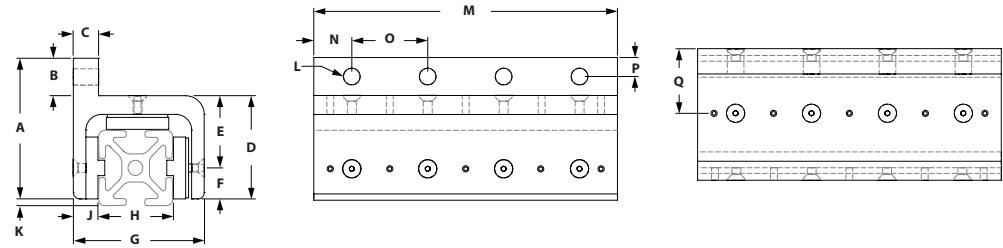


ITEM#	SERIES	A	B	C	D	E	F	G	H	J	K	L	M	N	O	P	Q
657055	10	2.160"	.750"	.312"	1.410"	1.007"	.403"	1.701"	1.000"	.306"	.097"	.257"	1.880"	.438"	1.000"	.375"	.831"
657092	15	2.818"	.750"	.500"	2.068"	1.440"	.620"	2.600"	1.500"	.490"	.130"	.328"	2.810"	.656"	1.500"	.375"	1.275"

RECOMMENDED FASTENERS

ITEM #	SERIES	QTY	BOLT	T-NUT
651236	10	2	1/4-20 x 5/8" SHCS	Economy
651205	15	2	5/16-18 x 7/8" SHCS	Economy

DELUXE SINGLE FLANGE LINEAR BEARINGS - LONG



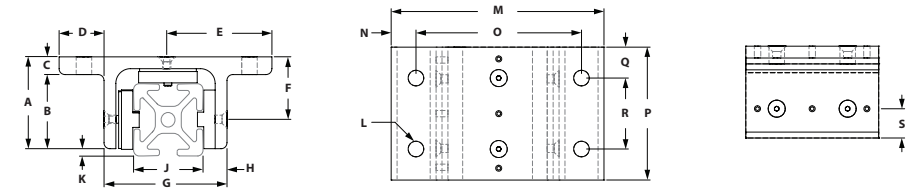

ITEM#	SERIES	A	B	C	D	E	F	G	H	J	K	L	M	N	O	P	Q
657056	10	2.160"	.750"	.312"	1.410"	1.007"	.403"	1.701"	1.000"	.306"	.097"	.257"	4.000"	.500"	1.000"	.375"	.831"
657093	15	2.818"	.750"	.500"	2.068"	1.440"	.620"	2.600"	1.500"	.490"	.130"	.328"	6.000"	.750"	1.500"	.375"	1.275"

RECOMMENDED FASTENERS

ITEM #	SERIES	QTY	BOLT	T-NUT
651236	10	4	1/4-20 x 5/8" SHCS	Economy
651205	15	4	5/16-18 x 7/8" SHCS	Economy

» See page 221 for Linear Bearing Assembly and Adjustment Instructions.
 » See page 221 for recommended load ratings.

DELUXE DOUBLE FLANGE SINGLE WIDE LINEAR BEARING - SHORT

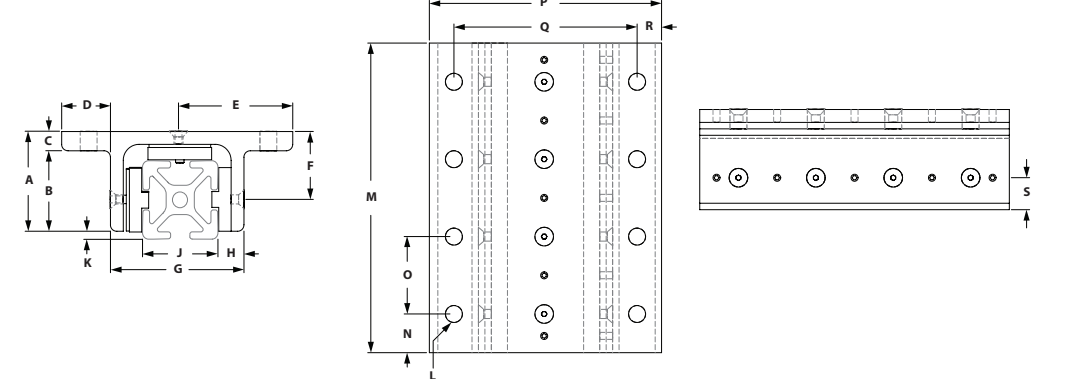



ITEM#	SERIES	A	B	C	D	E	F	G	H	J	K	L	M	N	O	P	Q	R	S
657059	10	1.316"	1.004"	.312"	.780"	1.610"	.913"	1.701"	.306"	1.000"	.097"	.257"	3.260"	.360"	2.500"	1.880"	.438"	1.000"	.403"
657097	15	1.943"	1.568"	.375"	.950"	2.225"	1.323"	2.600"	.490"	1.500"	.130"	.328"	4.500"	.475"	3.500"	2.810"	.656"	1.500"	.620"

RECOMMENDED FASTENERS

ITEM #	SERIES	QTY	BOLT	T-NUT
651236	10	4	1/4-20 x 5/8" SHCS	Economy
651205	15	4	5/16-18 x 7/8" SHCS	Economy

DELUXE DOUBLE FLANGE SINGLE WIDE LINEAR BEARING - LONG



ITEM#	SERIES	A	B	C	D	E	F	G	H	J	K	L	M	N	O	P	Q	R	S
657060	10	1.316"	1.004"	.312"	.780"	1.610"	.913"	1.701"	.306"	1.000"	.097"	.257"	4.000"	.500"	1.000"	3.260"	2.500"	.360"	.403"
657098	15	1.943"	1.568"	.375"	.950"	2.225"	1.323"	2.600"	.490"	1.500"	.130"	.328"	6.000"	.750"	1.500"	4.500"	3.500"	.475"	.620"

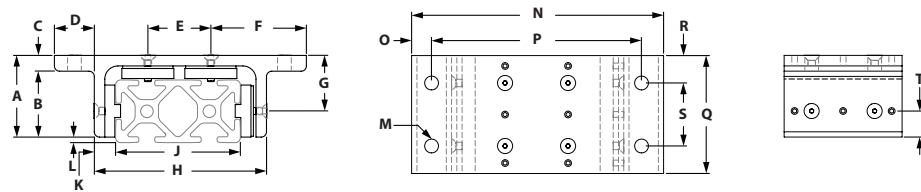
RECOMMENDED FASTENERS

ITEM #	SERIES	QTY	BOLT	T-NUT
651236	10	8	1/4-20 x 5/8" SHCS	Economy
651205	15	8	5/16-18 x 7/8" SHCS	Economy

» See page 221 for Linear Bearing Assembly and Adjustment Instructions.
 » See page 221 for recommended load ratings.

Linear Motion

DELUXE DOUBLE FLANGE DOUBLE WIDE LINEAR BEARING - SHORT

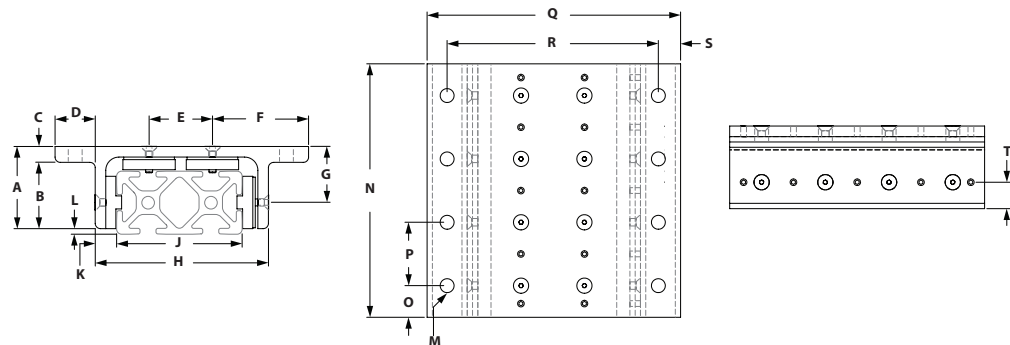



ITEM#	SERIES	A	B	C	D	E	F	G	H	J	K	L	M	N	O	P	Q	R	S	T
657057	10	1.316"	1.004"	.312"	.772"	1.000"	1.610"	.913"	2.707"	2.000"	.306"	.097"	.257"	4.250"	.360"	3.490"	1.880"	.438"	1.000"	.403"
657095	15	1.943"	1.568"	.375"	.950"	1.500"	2.250"	1.323"	4.100"	3.000"	.490"	.130"	.328"	6.000"	.475"	5.000"	2.810"	.656"	1.500"	.620"

RECOMMENDED FASTENERS

ITEM #	SERIES	QTY	BOLT	T-NUT
651236	10	4	1/4-20 x 5/8" SHCS	Economy
651205	15	4	5/16-18 x 7/8" SHCS	Economy

DELUXE DOUBLE FLANGE DOUBLE WIDE LINEAR BEARING - LONG



ITEM#	SERIES	A	B	C	D	E	F	G	H	J	K	L	M	N	O	P	Q	R	S	T
657058	10	1.316"	1.004"	.312"	.772"	1.000"	1.610"	.913"	2.707"	2.000"	.306"	.097"	.257"	4.000"	.438"	1.000"	4.250"	3.490"	.360"	.403"
657096	15	1.943"	1.568"	.375"	.950"	1.500"	2.250"	1.323"	4.100"	3.000"	.490"	.130"	.328"	6.000"	.750"	1.500"	6.000"	5.000"	.475"	.620"

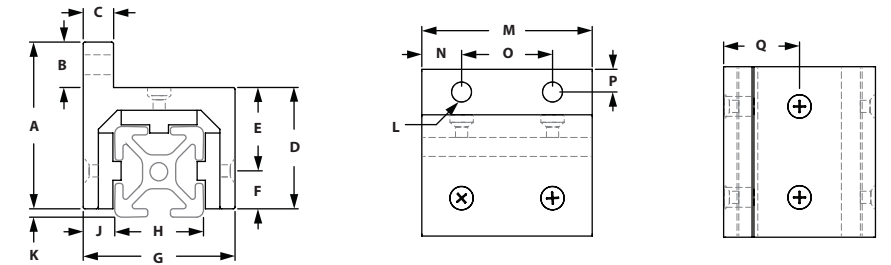
RECOMMENDED FASTENERS

ITEM #	SERIES	QTY	BOLT	T-NUT
651236	10	8	1/4-20 x 5/8" SHCS	Economy
651205	15	8	5/16-18 x 7/8" SHCS	Economy

» See page 221 for Linear Bearing Assembly and Adjustment Instructions.

» See page 221 for recommended load ratings.

ECONOMY SINGLE FLANGE LINEAR BEARINGS - SHORT

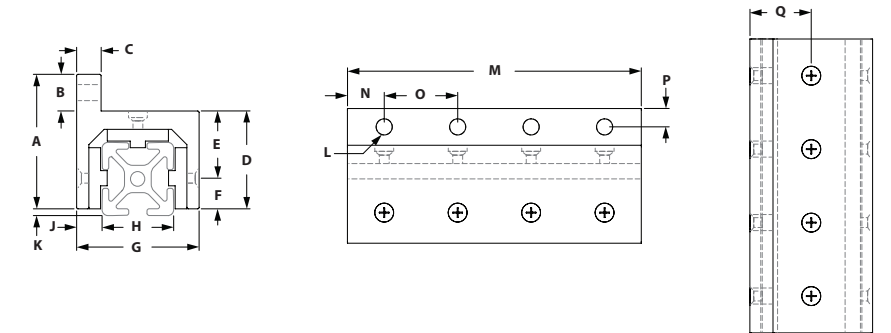


ITEM#	SERIES	A	B	C	D	E	F	G	H	J	K	L	M	N	O	P	Q
657150	10	1.968"	.656"	.312"	1.312"	.903"	.406"	1.625"	1.000"	.312"	.094"	.257"	1.875"	.438"	1.000"	.343"	.813"
657156	15	2.750"	.750"	.500"	2.000"	1.375"	.625"	2.500"	1.500"	.500"	.125"	.328"	2.812"	.656"	1.500"	.375"	1.250"

RECOMMENDED FASTENERS

ITEM #	SERIES	QTY	BOLT	T-NUT
651236	10	2	1/4-20 x 5/8" SHCS	Economy
651205	15	2	5/16-18 x 7/8" SHCS	Economy

ECONOMY SINGLE FLANGE LINEAR BEARINGS - LONG



ITEM#	SERIES	A	B	C	D	E	F	G	H	J	K	L	M	N	O	P	Q
657151	10	1.968"	.656"	.312"	1.312"	.903"	.406"	1.625"	1.000"	.312"	.094"	.257"	4.000"	.500"	1.000"	.343"	.813"
657157	15	2.750"	.750"	.500"	2.000"	1.375"	.625"	2.500"	1.500"	.500"	.125"	.328"	6.000"	.750"	1.500"	.375"	1.250"

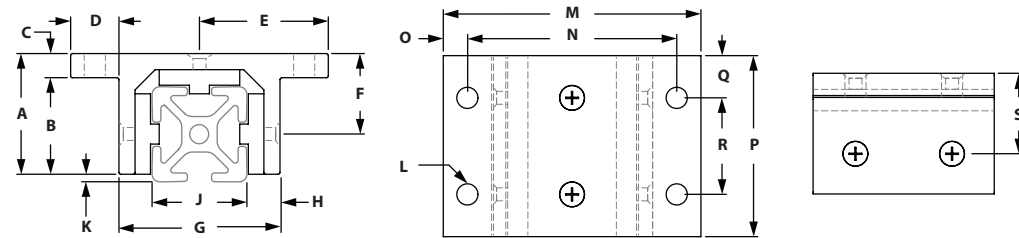

RECOMMENDED FASTENERS

ITEM #	SERIES	QTY	BOLT	T-NUT
651236	10	4	1/4-20 x 5/8" SHCS	Economy
651205	15	4	5/16-18 x 7/8" SHCS	Economy

» See page 221 for recommended load ratings.

Linear Motion

ECONOMY DOUBLE FLANGE SINGLE WIDE LINEAR BEARING - SHORT

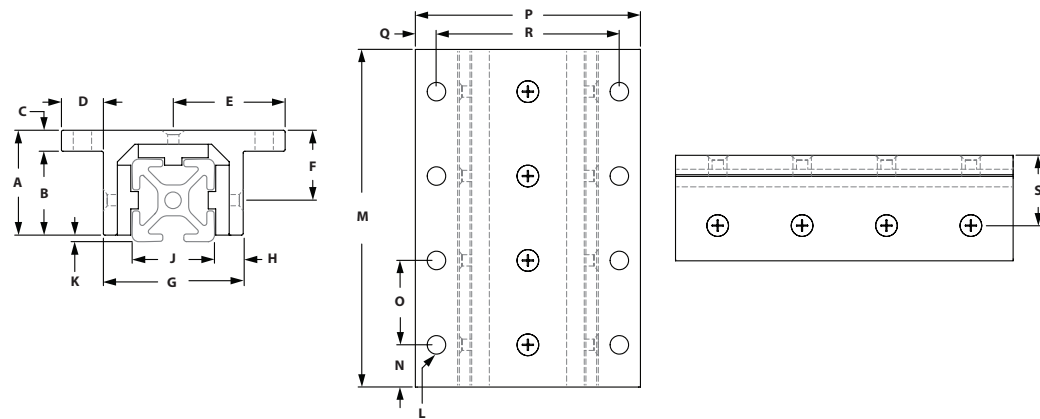



ITEM#	SERIES	A	B	C	D	E	F	G	H	J	K	L	M	N	O	P	Q	R	S
657152	10	1.218"	.906"	.312"	.656"	1.468"	.812"	1.625"	.312"	1.000"	.094"	2.937"	2.937"	2.250"	.343"	1.875"	.438"	1.000"	.812"
657148	15	1.875"	1.500"	.375"	.750"	1.250"	1.235"	2.500"	.500"	1.500"	.125"	4.000"	4.000"	3.250"	.375"	2.812"	.656"	1.500"	1.245"

RECOMMENDED FASTENERS

ITEM #	SERIES	QTY	BOLT	T-NUT
651236	10	4	1/4-20 x 5/8" SHCS	Economy
651205	15	4	5/16-18 x 7/8" SHCS	Economy

ECONOMY DOUBLE FLANGE SINGLE WIDE LINEAR BEARING - LONG



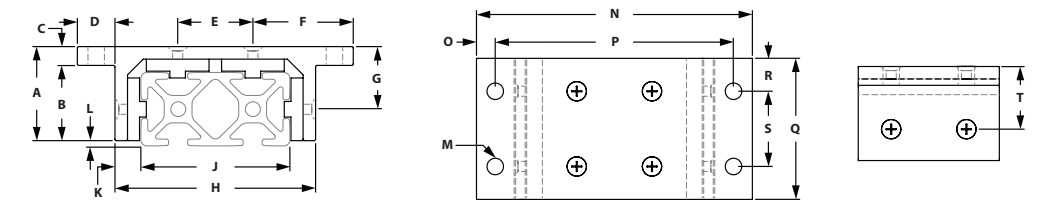

ITEM#	SERIES	A	B	C	D	E	F	G	H	J	K	L	M	N	O	P	Q	R	S
657153	10	1.218"	.906"	.312"	.656"	1.468"	.812"	1.625"	.312"	1.000"	.094"	.257"	4.000"	.500"	1.000"	2.937"	.343"	2.250"	.812"
657158	15	1.875"	1.500"	.375"	.750"	1.250"	1.235"	2.500"	.500"	1.500"	.125"	.328"	6.000"	.750"	1.500"	4.000"	.375"	3.250"	1.245"

RECOMMENDED FASTENERS

ITEM #	SERIES	QTY	BOLT	T-NUT
651236	10	8	1/4-20 x 5/8" SHCS	Economy
651205	15	8	5/16-18 x 7/8" SHCS	Economy

» See page 221 for recommended load ratings.

ECONOMY DOUBLE FLANGE DOUBLE WIDE LINEAR BEARING - SHORT

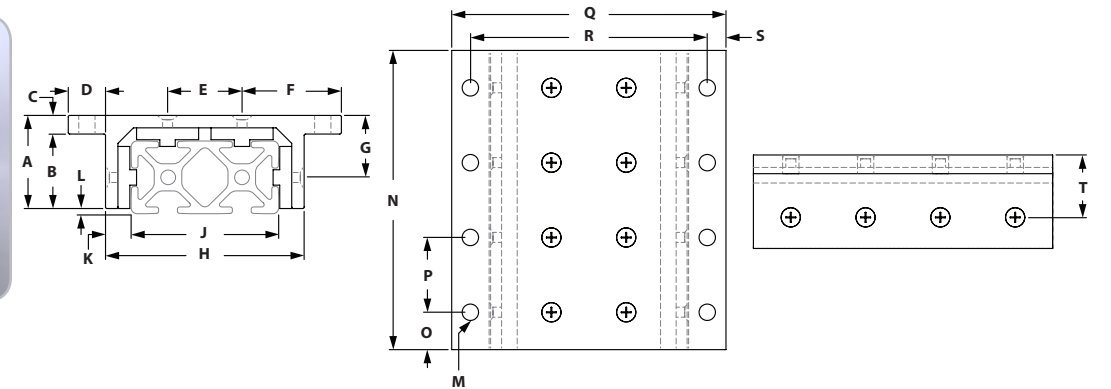



ITEM#	SERIES	A	B	C	D	E	F	G	H	J	K	L	M	N	O	P	Q	R	S	T
657154	10	1.218"	.906"	.312"	.656"	1.000"	1.468"	1.124"	2.630"	2.000"	.312"	.094"	.257"	3.937"	.343"	3.250"	1.875"	.437"	1.000"	.812"
657147	15	1.875"	1.500"	.375"	.750"	1.500"	2.000"	1.610"	4.000"	3.000"	.500"	.125"	.328"	5.500"	.375"	4.750"	2.812"	.656"	1.500"	1.245"

RECOMMENDED FASTENERS

ITEM #	SERIES	QTY	BOLT	T-NUT
651236	10	4	1/4-20 x 5/8" SHCS	Economy
651205	15	4	5/16-18 x 7/8" SHCS	Economy

ECONOMY DOUBLE FLANGE DOUBLE WIDE LINEAR BEARING - LONG



ITEM#	SERIES	A	B	C	D	E	F	G	H	J	K	L	M	N	O	P	Q	R	S	T
657155	10	1.218"	.906"	.312"	.656"	1.000"	1.468"	1.124"	2.630"	2.000"	.312"	.094"	.257"	4.000"	.500"	1.000"	3.937"	3.250"	.343"	.812"
657149	15	1.875"	1.500"	.375"	.750"	1.500"	2.000"	1.610"	4.000"	3.000"	.500"	.125"	.328"	6.000"	.750"	1.500"	5.500"	4.750"	.375"	1.245"

RECOMMENDED FASTENERS

ITEM #	SERIES	QTY	BOLT	T-NUT
651236	10	8	1/4-20 x 5/8" SHCS	Economy
651205	15	8	5/16-18 x 7/8" SHCS	Economy

» See page 221 for recommended load ratings.

LINEAR BEARING MACHINING SERVICES

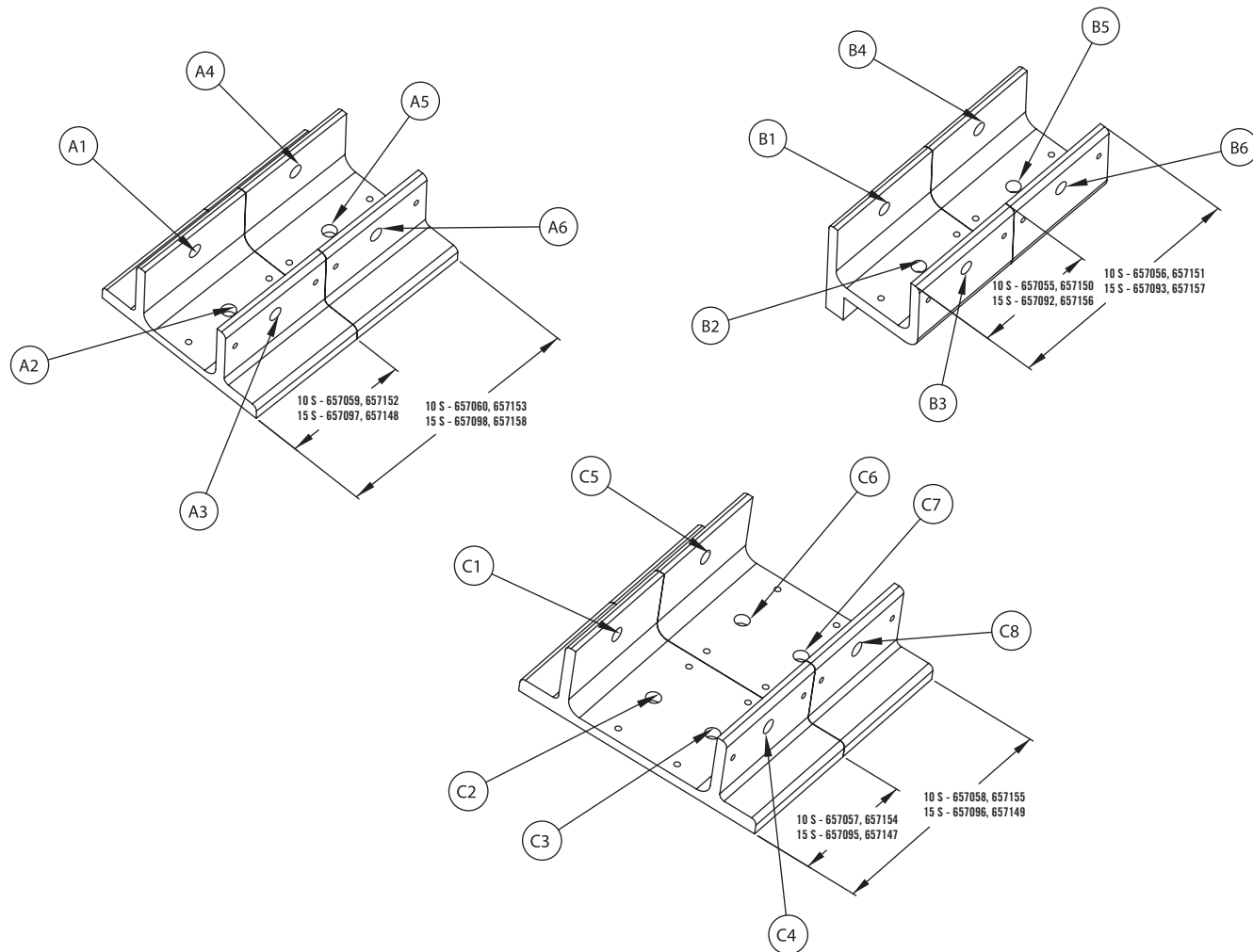


- » We recommend applying Linear Brake on the side without the set screw if possible.
- » Refer to linear bearing drawings on pages 214-219 for dimensions.

ITEM #	SERIES	DESCRIPTION
660093	10	Brake Machining Service (.281) Hole
660092	15	Brake Machining Service (.328) Hole

To order linear bearing machining services, specify the linear bearing, the machining service and the brake hole location.
When ordering linear bearing machining services, make sure the linear bearing and the machining service are both the same series.

Example - 657095 - 660092 @ C4



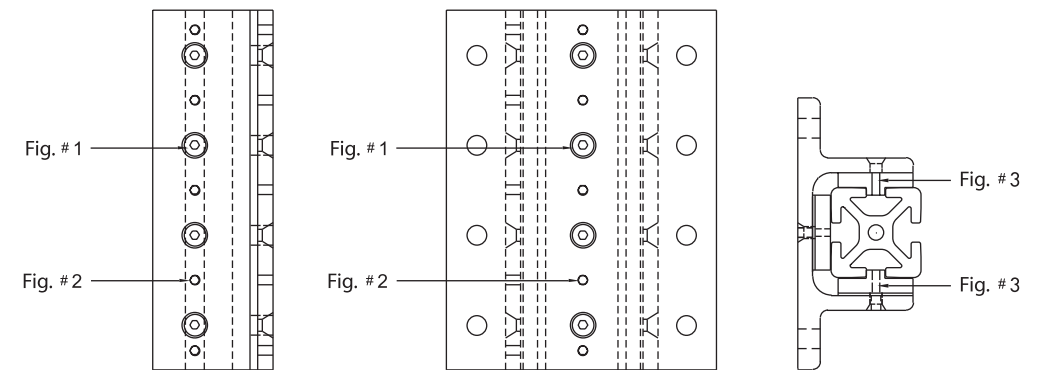
TSLOTS LINEAR BEARINGS

The shimless linear bearing from Futura Industries provides accurate linear movement on TSLOTS extrusions. The bearing can be adjusted for the first time on an assembly or adjusted for wear while assembled to the application, providing that the adjustment screws are available to the adjustment tools. No shims, no disassembly, only accurate sliding.

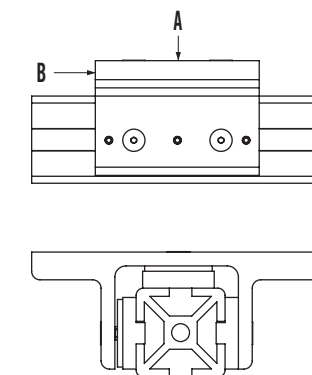
1. Linear Bearing adjustable bearing pads are delivered in the open position. Slide the bearing on the extrusion to be used. (Fit will be loose, because of the open position.)
2. Using a 1/16 allen wrench for a 10 Series linear bearing, and a 3/32 allen wrench for 15 Series linear bearing, loosen the Flathead socket cap screws on each side of the linear bearing incrementally as follows. (Fig. #1)
 - 10 Series Bearing, 4-40 THREAD
 - 15 Series Bearing, 8-32 THREAD

**Each flathead screw should be loosened the same amount, to provide even shimming on the extrusion.*
3. Tighten each set screw, using a .050 allen wrench for a 10 Series linear Bearing, and a 5/64 allen wrench for a 15 Series linear bearing, until each flat head screw is properly seated in each countersink. Hint: The amount of turns per set screw will be the same amount as for the flat head socket cap screw. (Fig. #2)
4. For fine tuning: Repeat steps 2 & 3.

**Replacement bearing pads are available through Futura Industries or your distributor. Due to patent requirements, Futura Industries requires all users of the aforementioned product to only replace bearing pads as per the drawing below. Only the opposing sides have keyed bearing pads. (Fig. #3)*



LINEAR BEARING LOAD RATINGS




LINEAR BEARING LOAD RATINGS FOR BOTH ECONOMY AND STANDARD BEARINGS

SERIES	LOAD A	FORCE B
10 S	375 lbs	Force to move = 45 lbs
15 S	500 lbs	Force to move = 60 lbs

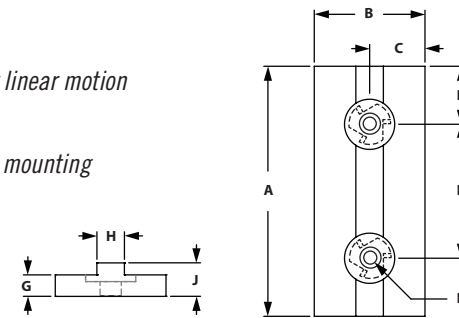
**Values are recommended load ratings not to be used for design purposes.*

Linear Bearing Replacement Pads

DELUXE BEARING REPLACEMENT PADS - KEYED



- Material: UHMW
- Low friction to create better linear motion
- Single keyed
- Premachined holes for easy mounting



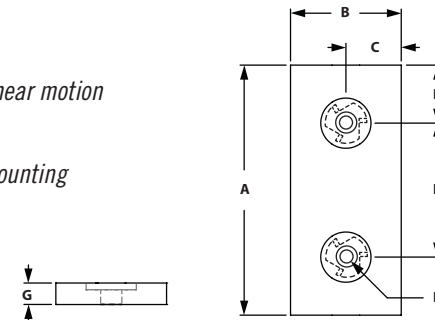
KEYED PADS

ITEM#	SERIES	LENGTH	A	B	C	D	E	F	G	H	J
657135	10	Short	1.870"	.806"	.403"	.435"	1.000"	8-32	.150"	.246"	.250"
657139	15	Short	2.800"	1.240"	.620"	.650"	1.500"	8-32	.240"	.312"	.375"
657136	10	Long	3.950"	.806"	.403"	.475"	1.000"	8-32	.150"	.246"	.250"
657140	15	Long	5.950"	1.287"	.644"	.725"	1.500"	8-32	.240"	.312"	.375"

DELUXE BEARING REPLACEMENT PADS - FLAT




- Material: UHMW
- Low friction to create better linear motion
- Single keyed
- Premachined holes for easy mounting



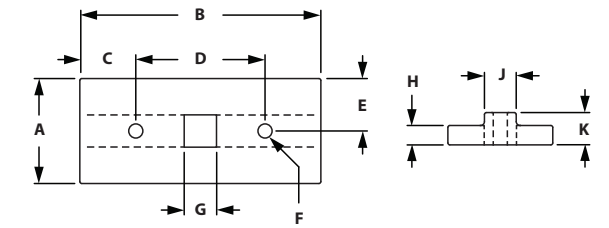
FLAT PADS

ITEM#	SERIES	LENGTH	A	B	C	D	E	F	G
657133	10	Short	1.870"	.805"	.403"	.435"	1.000"	8-32	.190"
657137	15	Short	2.800"	1.240"	.620"	.650"	1.500"	8-32	.240"
657134	10	Long	3.950"	.805"	.403"	.475"	1.000"	8-32	.190"
657138	15	Long	5.950"	1.240"	.620"	.725"	1.500"	8-32	.240"

ECONOMY BEARING REPLACEMENT PADS




- Material: UHMW
- Low friction to create better linear motion
- Single keyed
- Premachined holes for easy mounting



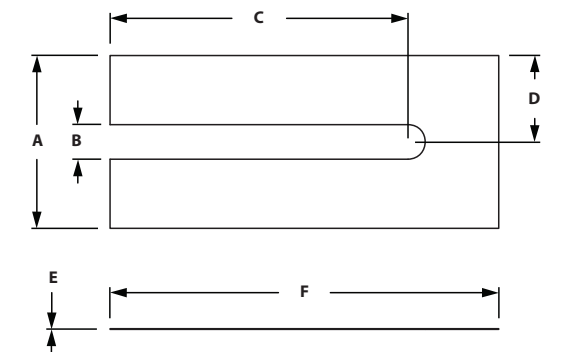
KEYED PADS

ITEM#	SERIES	LENGTH	A	B	C	D	E	F	G	H	J	K
657075	10	Short	.812"	1.865"	.433"	1.000"	.406"	.109"	.250"	.150"	.246"	.250"
657127	15	Short	1.250"	2.770"	.635"	1.500"	.625"	.125"	.312"	.243"	.312"	.375"

LINEAR BEARING SHIM STOCK PADS



- Material: Mylar
- Creates precise fit
- Loosen bearing and insert shim between bearing and pad



LINEAR BEARING SHIM STOCK

ITEM#	SERIES	COLOR	A	B	C	D	E	F
657073	10	Clear	.812"	.175"	1.500"	.406"	.005"	1.875"
657123	15	Clear	1.250"	.250"	2.156"	.625"	.005"	2.812"

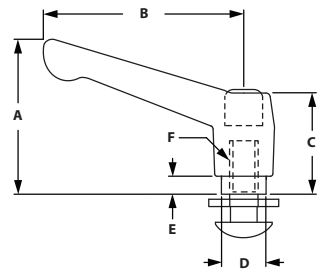
Linear Bearing Brake Kits

*Includes Handle, Stud and Washers
Only applies to brake kits

LINEAR BEARING BRAKE HANDLE KITS



- Adjustable brake kit that can be added to any bearing
- Quick release to allow movement and easy to secure to semi-permanent position
- Machining required for linear bearing

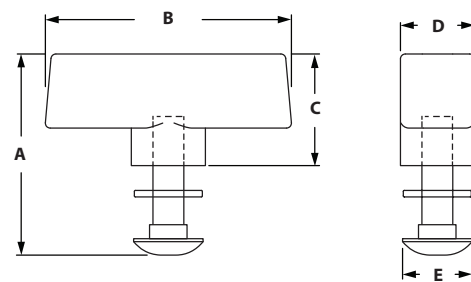


L - HANDLE KIT

ITEM#	SERIES	COLOR	MATERIAL	A	B	C	D	E	F
657106	10	Black	Nylon	1.380"	1.770"	.960"	.390"	.160"	1/4-20
657079	15	Black	Nylon	2.170"	3.070"	1.420"	.630"	.310"	5/16-18



- Adjustable brake kit that can be added to any bearing
- Release to allow movement and easy to secure to semi-permanent position
- Machining required for linear bearing

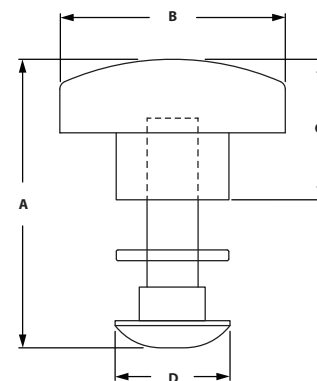


T - HANDLE KIT

ITEM#	SERIES	COLOR	MATERIAL	A	B	C	D	E
657080	15	Black	Polypropylene	2.036"	2.491"	1.130"	.750"	.703"



- Adjustable brake kit that can be added to any bearing
- Release to allow movement and easy to secure to semi-permanent position
- Machining required for linear bearing

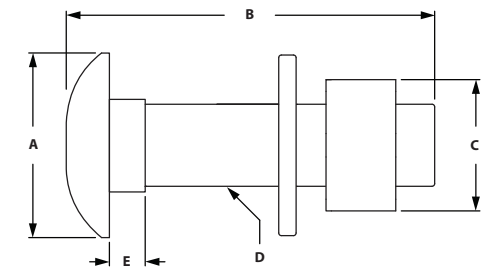


STAR - HANDLE KIT

ITEM#	SERIES	COLOR	MATERIAL	A	B	C	D
657081	15	Black	Polypropylene	1.766"	1.380"	.860"	.703"



- Adjustable stop that can be added to any bearing
- Tightens to secure locking capability
- Machining required for linear bearing

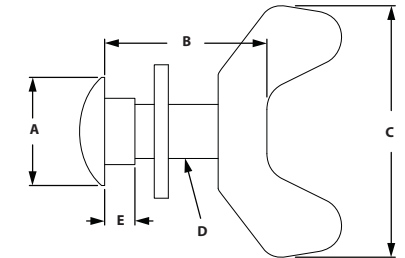


HEX NUT BRAKE KIT

ITEM#	SERIES	A	B	C	D	E
657107	10	.500"	.865"	.438"	1/4-20	.150"
657082	15	.704"	1.416"	.563"	5/16-18	.172"



- Adjustable stop that can be added to any bearing
- Tightens to secure locking capability
- Machining required for linear bearing



WING NUT BRAKE KIT

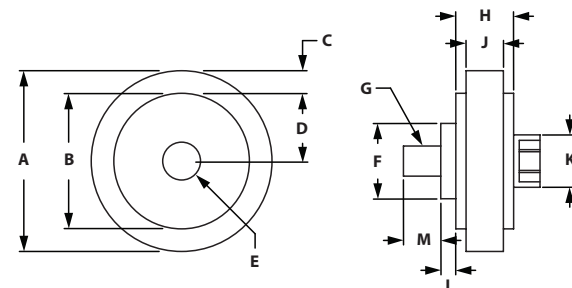
ITEM#	SERIES	A	B	C	D	E
657108	10	.500"	.865"	1.158"	1/4-20	.150"
657083	15	.703"	1.416"	1.375"	5/16-18	.150"

Roller Wheels & Brackets

ECONOMY ROLLER WHEEL WITH BRASS BUSHING



- Use for guided linear motion
- Mounts to extrusion end or in T-Slot
- Made of high strength black nylatron
- Economy: brass bushing



ITEM#	SERIES	COLOR	MATERIAL	A	B	C	D	E	F	G	H	J	K	L	M	LOAD
655222	10	Black	Nylon	1.500"	1.125"	.188"	.563"	.314"	.625"	1/4-20	.480"	.240"	.435"	.125"	.310"	50 lbs
655224	15	Black	Nylon	2.000"	1.625"	.188"	.812"	.375"	.750"	5/16-18	.720"	.310"	.562"	.125"	.375"	75 lbs
655223	10 to 15	Black	Nylon	1.500"	1.125"	.188"	.563"	.314"	.625"	1/4-20	.480"	.310"	.435"	.125"	.310"	75 lbs

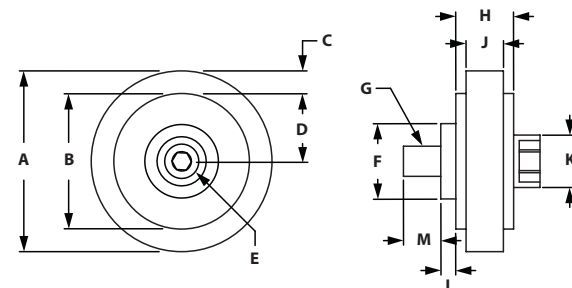
INCLUDED FASTENERS

ROLLER #	SERIES	BOLT	T-NUT	WASHER
655222	10	1/4-20 Shoulder Bolt	Economy	Yes
655224	15	5/16-18 Shoulder Bolt	Economy	Yes
655223	10 to 15	1/4-20 Shoulder Bolt	Economy	Yes

DELUXE ROLLER WHEEL WITH BALL BEARINGS



- Use for guided linear motion
- Mounts to extrusion end or in T-Slot
- Made of high strength black nylatron
- Fasteners included
- Deluxe: ball bearings



ITEM#	SERIES	COLOR	MATERIAL	A	B	C	D	E	F	G	H	J	K	L	M	LOAD
655221	15	Black	Nylon	2.000"	1.625"	.188"	.812"	.375"	.750"	5/16-18	.720"	.310"	.562"	.125"	.375"	100 lbs

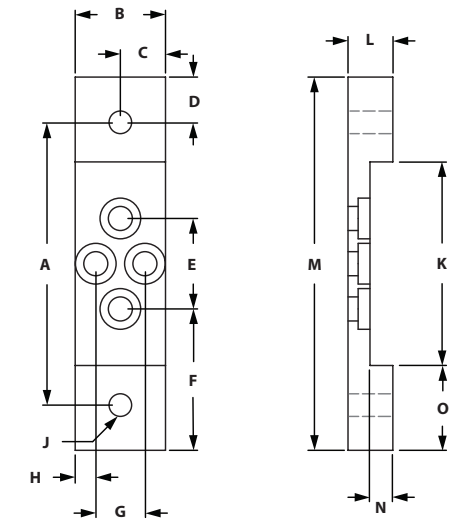
INCLUDED FASTENERS

ROLLER #	SERIES	BOLT	T-NUT	WASHER
655221	15	5/16-18 Shoulder Bolt	Economy	Yes

ROLLER WHEEL BRACKETS



- Ideal for framed doors
- Assembly part numbers include roller wheels
- Fasteners included for both assembly and bracket part numbers



ITEM#	SERIES	FOR EXTRUSION	A	B	C	D	E	F	G	H	J	K-TAP	L	M	O
655472	10	1010	2.125"	1.000"	.500"	.500"	.669"	1.228"	.544"	.228"	1/4-20	1.250"	.500"	.255"	.938"
655474	10	1020	3.125"	1.000"	.500"	.500"	1.000"	1.562"	.544"	.228"	1/4-20	2.250"	.500"	.255"	.938"
655476	15	1515	3.125"	1.500"	.750"	.750"	.860"	1.883"	.735"	.383"	5/16-18	1.750"	.750"	.390"	1.438"
655479	15	1030	4.625"	1.500"	.750"	.750"	1.500"	2.313"	.735"	.383"	5/16-18	3.25"	.750"	.390"	1.438"

INCLUDED FASTENERS

SERIES	QTY	BOLT	T-NUT
10	2 EA	1/4-20 x 3/8" Low Head SHCS	Standard
15	2 EA	5/16-18 x 5/8" Low Head SHCS	Standard

Linear Motion

ROLLER WHEEL ASSEMBLIES

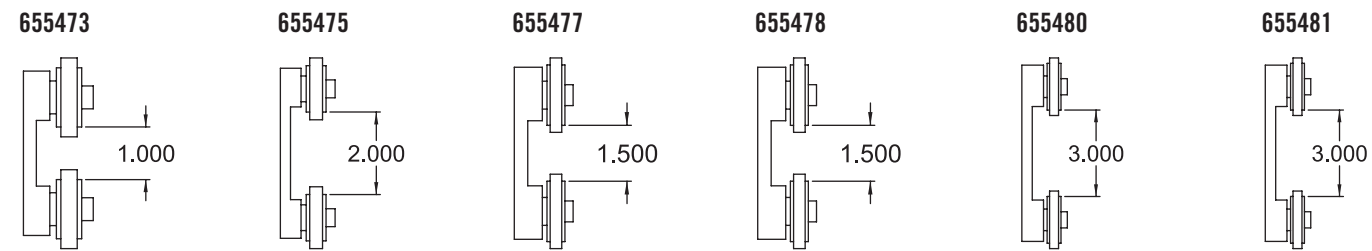


- Ideal for framed doors
- Assembly part numbers include roller wheels
- Fasteners included for both assembly and bracket part numbers

ITEM#	SERIES	FOR EXTRUSION	ROLLER
655473	10	1010	Economy
655475	10	1020	Economy
655477	15	1515	Deluxe
655478	15	1515	Economy
655480	15	1530	Deluxe
655481	15	1530	Economy

INCLUDED FASTENERS

ITEM #	SERIES	QTY	BOLT	T-NUT
651474 & 651075	10	2 ea	1/4-20 x 3/8" LHSCS	Economy
699955 & 651074	15	2 ea	5/16-18 x 5/8" LHSCS	Economy



ASSEMBLY PART #	INDIVIDUAL PART NUMBER							
	655472	655474	655476	655479	655222	655223	655221	655224
655473	1				2			
655475		1			2			
655477			1				2	
655480				1			2	
655478			1					2
655481				1				2

CONTENT


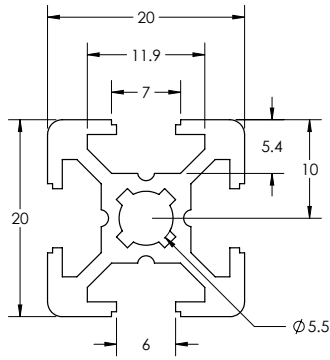
02 Structural Extrusions	
B-SERIES Metric Extrusion	232-261

02 B-SERIES EXTRUSIONS

B-Series Extrusions

TS20-20B

Clear Anodized - 670000



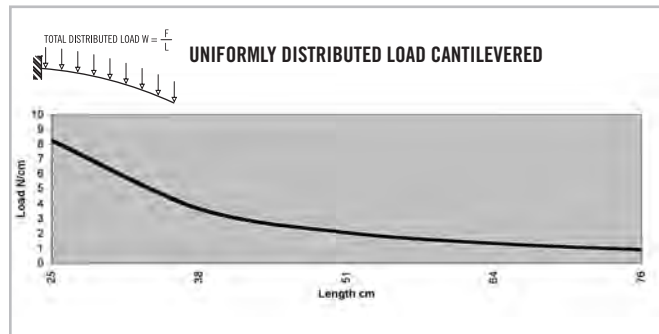
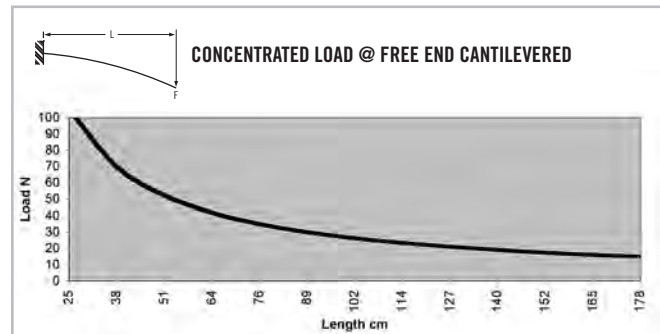
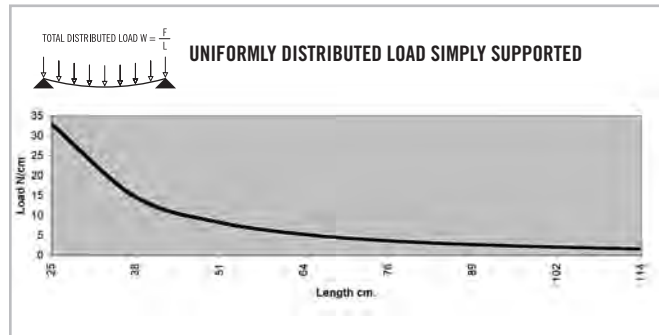
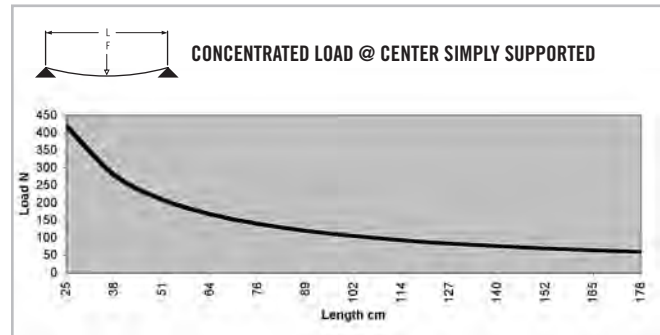
SPECIFICATIONS

Length	118" (2.997 m)
Weight	0.305 lbs/ft (0.454 kg/m)
Estimated Area	0.254 in ² (1.6383 cm ²)
Moment of Inertia	lx=0.016 in ⁴ (0.67 cm ⁴) ly=0.016 in ⁴ (0.67 cm ⁴)

MACHINE SERVICES

CTL	670500
Single Access Hole	670517
Tap M6	670509

BEAM SELECTION BY LOAD AND LENGTH

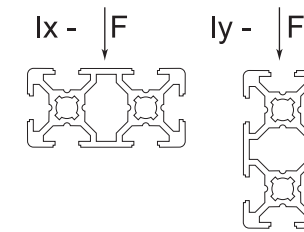

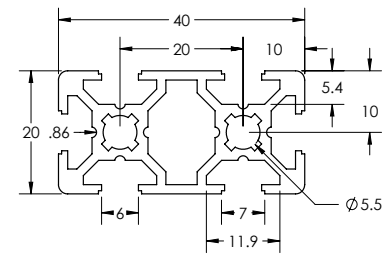


* Charts based on allowable loads related to yield strength with a margin of safety equal to five.

» For deflection equations see page 10

TS20-40B

Clear Anodized - 670004



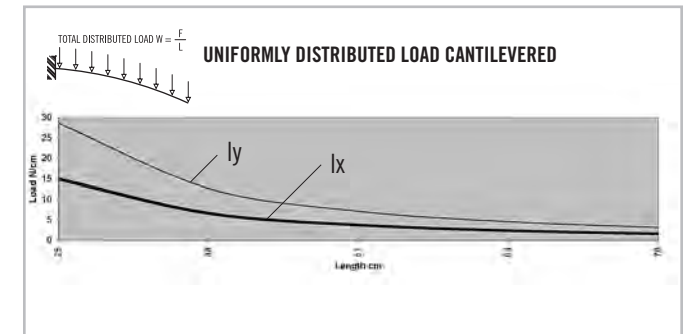
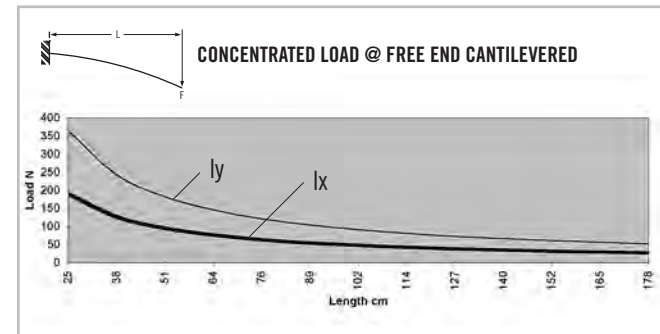
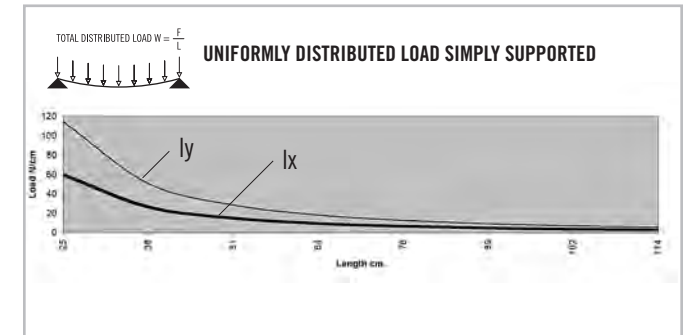
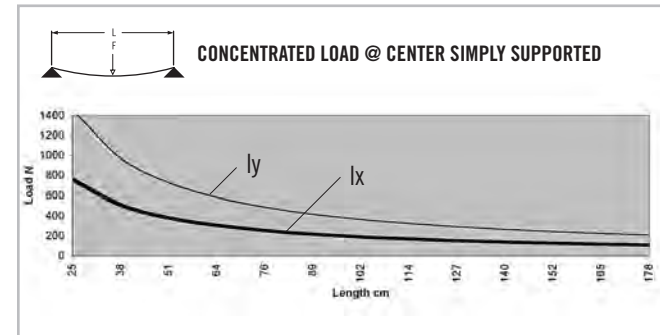
SPECIFICATIONS

Length	118" (2.997 m)
Weight	0.533 lbs/ft (0.793 kg/m)
Estimated Area	0.444 in ² (2.8638 cm ²)
Moment of Inertia	lx=0.029 in ⁴ (1.21 cm ⁴) ly=0.111 in ⁴ (4.62 cm ⁴)

MACHINE SERVICES

CTL	670501
Single Access Hole	670517
Tap M6	670510

BEAM SELECTION BY LOAD AND LENGTH





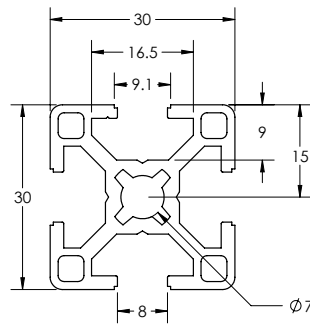
* Charts based on allowable loads related to yield strength with a margin of safety equal to five.

» For deflection equations see page 10

B-Series Extrusions

TS30-30B

Clear Anodized - 670007
 Black Anodized - 670107
 Yellow Powdercoat - 670207



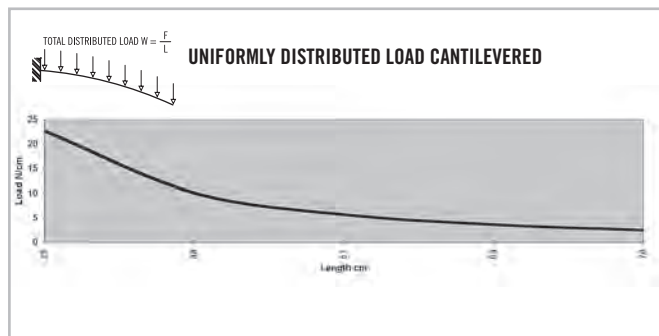
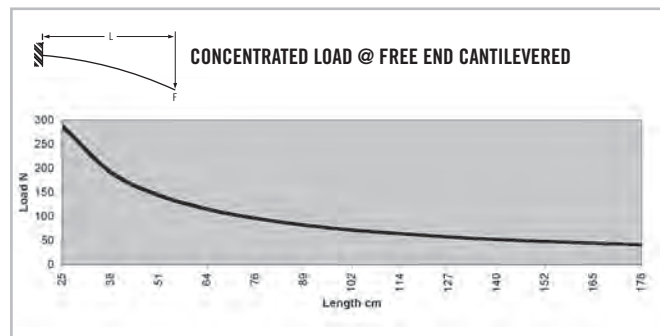
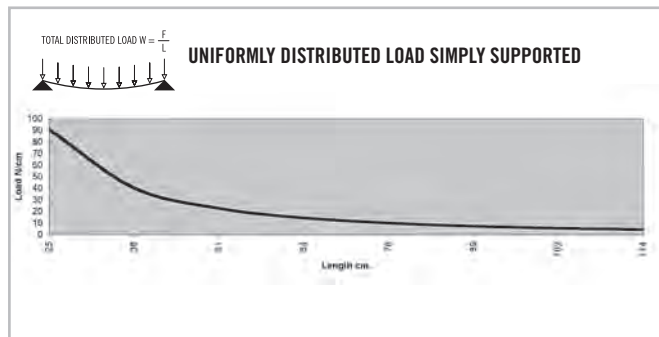
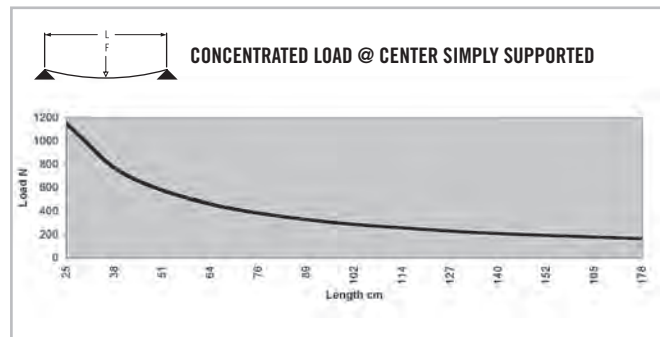
SPECIFICATIONS

Length Clear236" (6 m)
Length Black236" (6 m)
Length Yellow144" (3.6 m)
Weight	0.588 lbs/ft (0.873 kg/m)
Estimated Area	0.489 in ² (3.15405 cm ²)
Moment of Inertia	lx=0.066 in ⁴ (2.75 cm ⁴) ly=0.066 in ⁴ (2.75 cm ⁴)

MACHINE SERVICES

CTL	670502
Access Hole 7.9mm	670518
Access Hole 11mm	670519
Tap M8	670511

BEAM SELECTION BY LOAD AND LENGTH


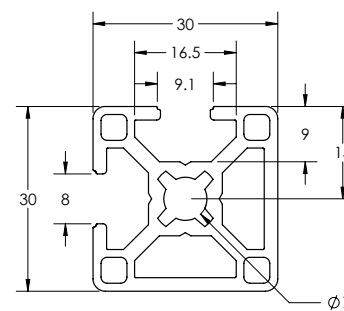


* Charts based on allowable loads related to yield strength with a margin of safety equal to five.

» For deflection equations see page 10

TS30-30B BISLOT AD

Clear Anodized - 670085



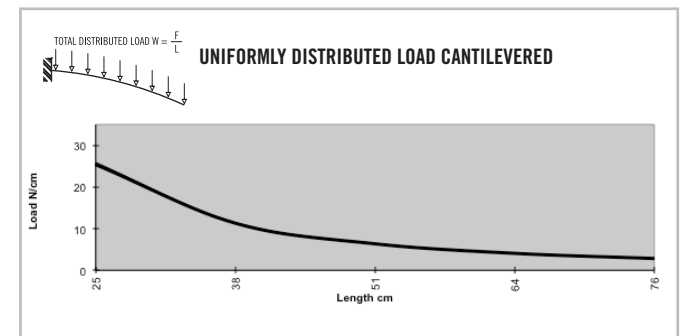
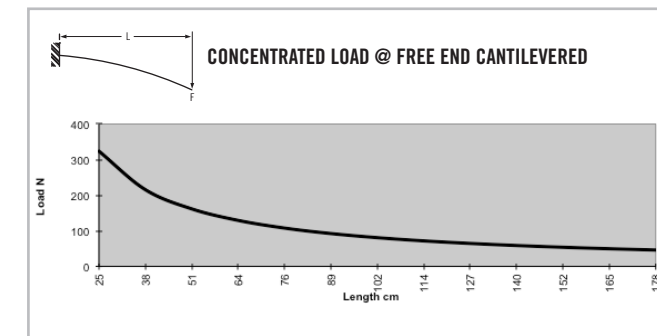
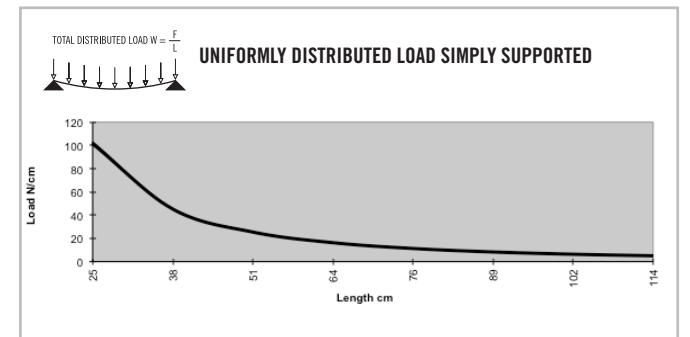
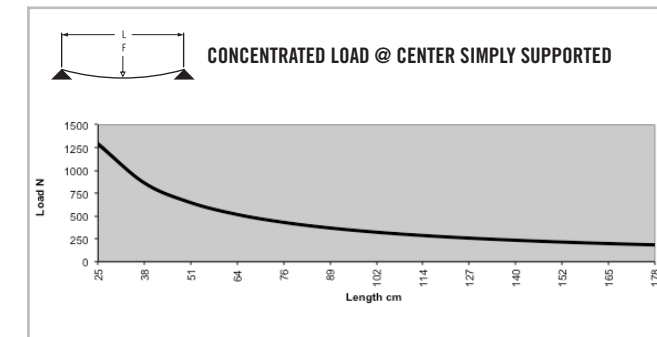
SPECIFICATIONS

Length220.5" (5.6 m)
Weight	0.655 lbs/ft (0.975 kg/m)
Estimated Area	0.546 in ² (3.523 cm ²)
Moment of Inertia	lx=0.074 in ⁴ (3.080 cm ⁴) ly=0.075 in ⁴ (3.122 cm ⁴)

MACHINE SERVICES

CTL	670502
Access Hole 7.9mm	670518
Access Hole 11mm	670519
Tap M8	670511

BEAM SELECTION BY LOAD AND LENGTH



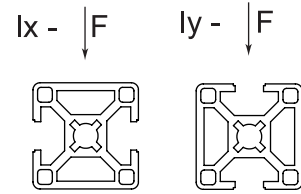

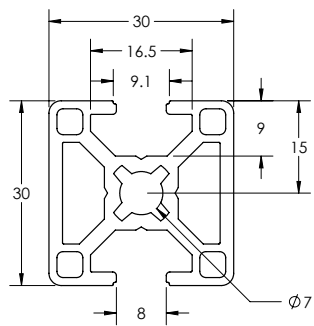
* Charts based on allowable loads related to yield strength with a margin of safety equal to five.

» For deflection equations see page 10

B-Series Extrusions

TS30-30B BISLOT OPP

Clear Anodized - 670084



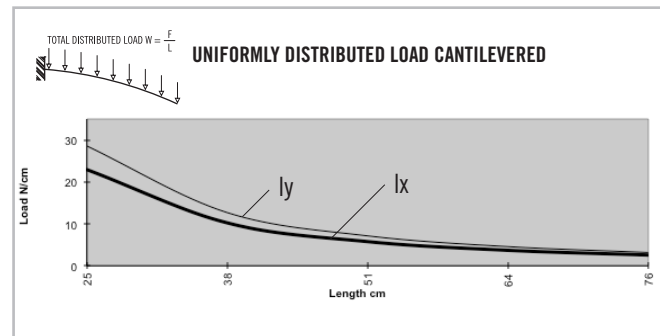
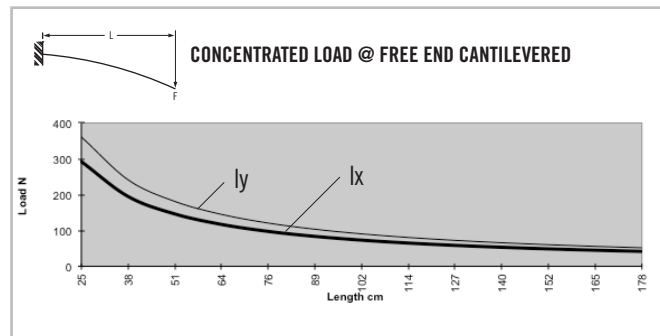
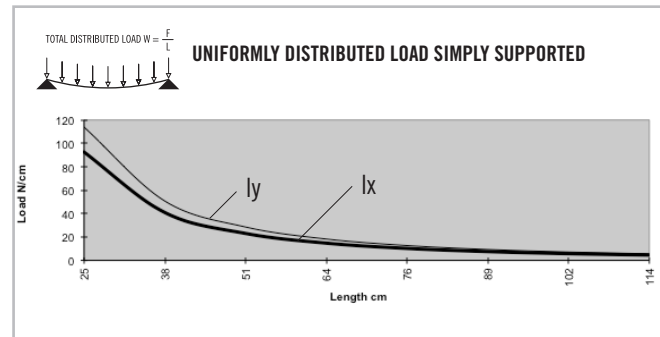
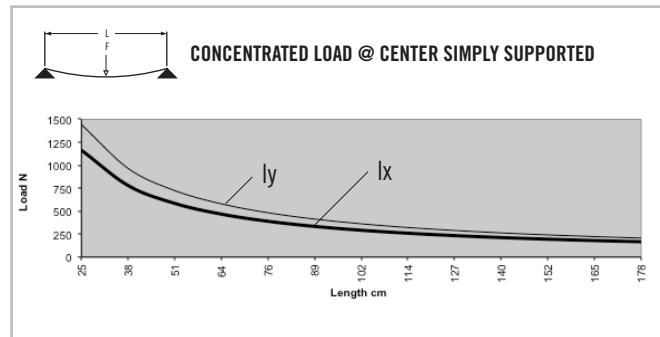
SPECIFICATIONS

Length	220.5" (5.6 m)
Weight	0.655 lbs/ft (0.975 kg/m)
Estimated Area	0.546 in ² (3.523 cm ²)
Moment of Inertia	Ix=0.067 in ⁴ (2.789 cm ⁴) Iy=0.083 in ⁴ (3.455 cm ⁴)

MACHINE SERVICES

CTL	670502
Access Hole 7.9mm	670518
Access Hole 11mm	670519
Tap M8	670511

BEAM SELECTION BY LOAD AND LENGTH

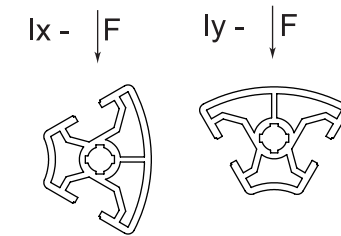

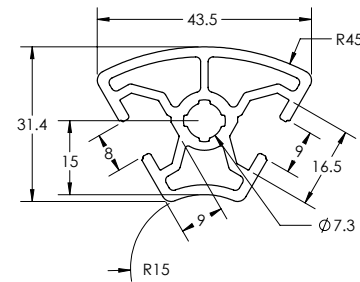


* Charts based on allowable loads related to yield strength with a margin of safety equal to five.

» For deflection equations see page 10

TS30-60RB

Clear Anodized - 670015



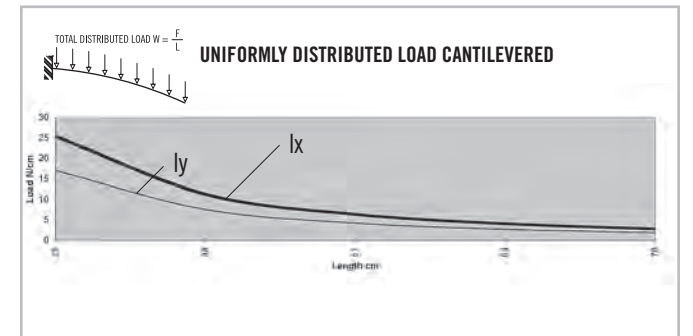
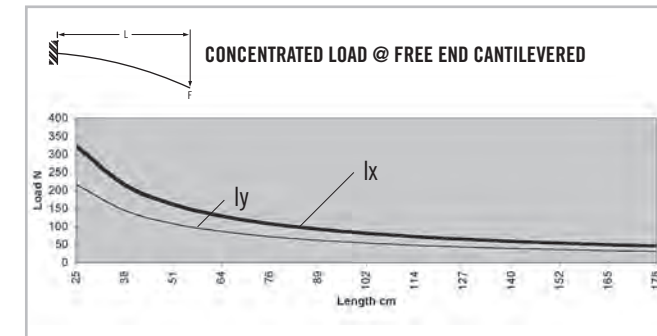
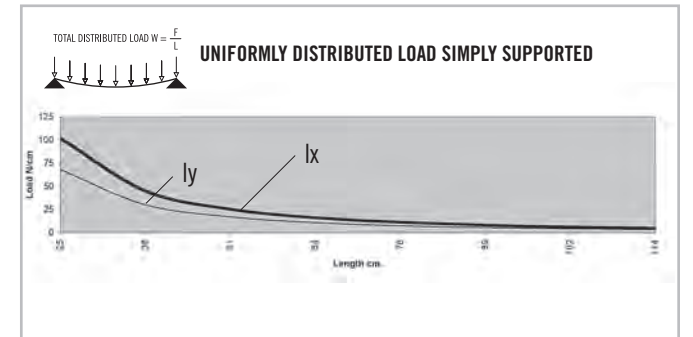
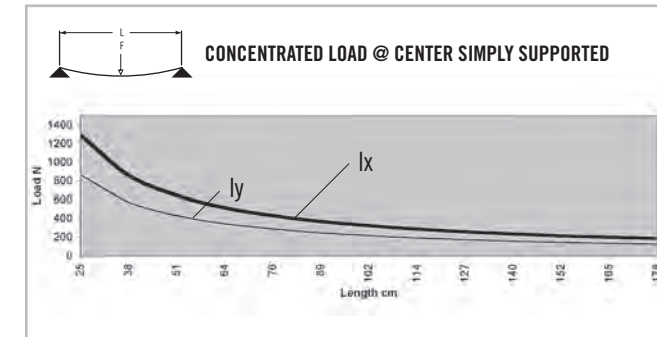
SPECIFICATIONS

Length	236" (6 m)
Weight	0.674 lbs/ft (1.0035072 kg/m)
Estimated Area	0.562 in ² (3.6249 cm ²)
Moment of Inertia	Ix=0.074 in ⁴ (3.08 cm ⁴) Iy=0.099 in ⁴ (4.12 cm ⁴)

MACHINE SERVICES

CTL	670503
Access Hole 7.9mm	670518
Access Hole 11mm	670519
Tap M8	670512

BEAM SELECTION BY LOAD AND LENGTH



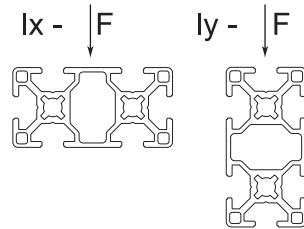

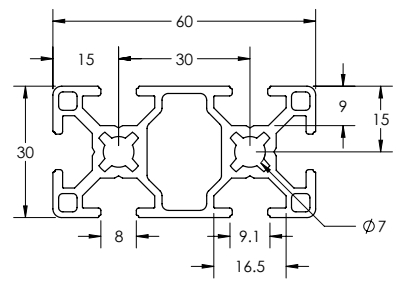
* Charts based on allowable loads related to yield strength with a margin of safety equal to five.

» For deflection equations see page 10

B-Series Extrusions

TS30-60B

Clear Anodized - 670017



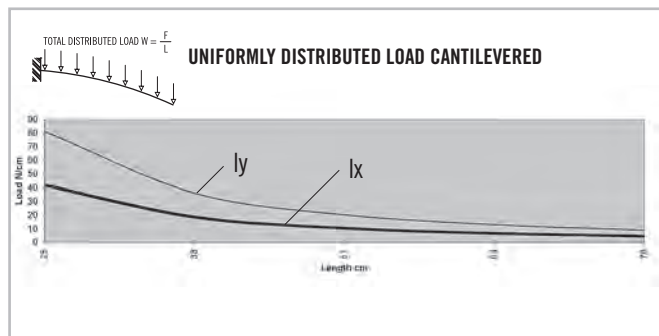
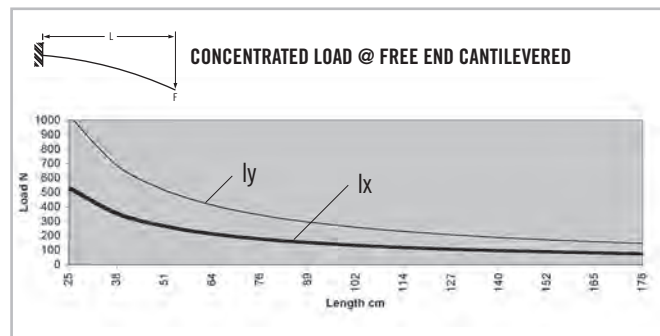
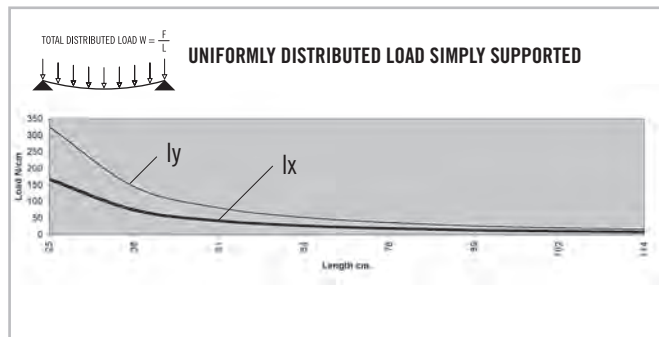
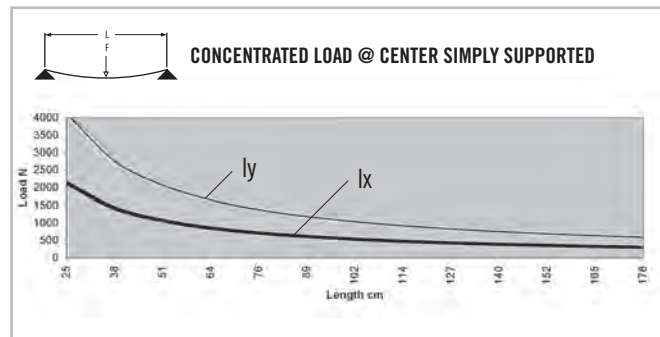
SPECIFICATIONS

Length	220.5" (5.6 m)
Weight	1.034 lbs/ft (1.539 kg/m)
Estimated Area	0.862 in ² (5.5599 cm ²)
Moment of Inertia	Ix=0.122 in ⁴ (5.08 cm ⁴) Iy=0.473 in ⁴ (19.69 cm ⁴)

MACHINE SERVICES

CTL	670503
Access Hole 7.9mm	670518
Access Hole 11mm	670519
Tap M8	670512

BEAM SELECTION BY LOAD AND LENGTH

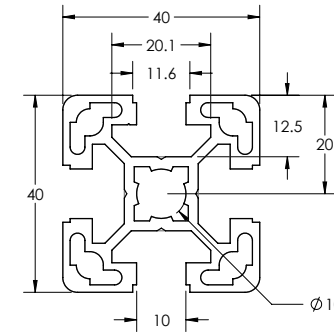


* Charts based on allowable loads related to yield strength with a margin of safety equal to five.

» For deflection equations see page 10

TS40-40B

Clear Anodized - 670076



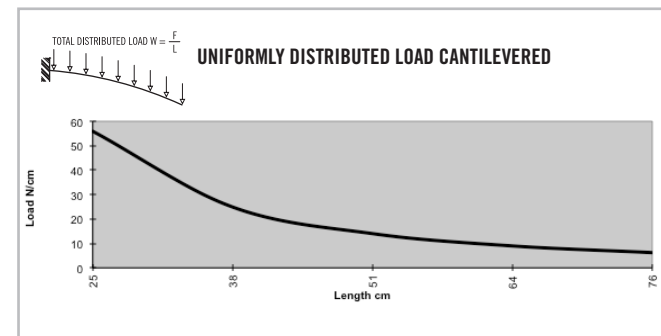
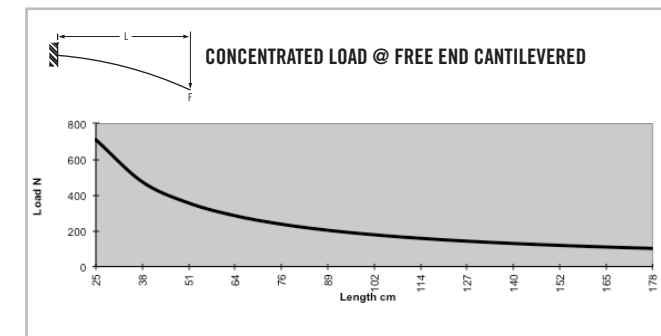
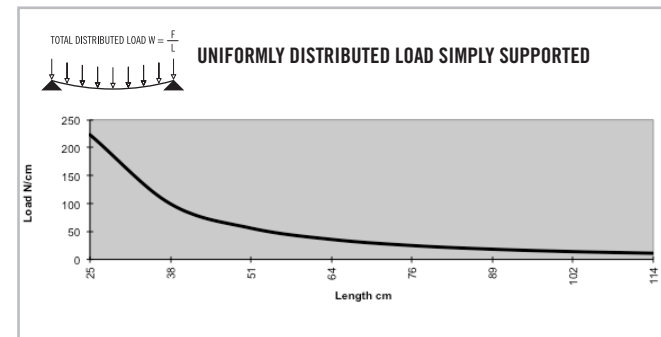
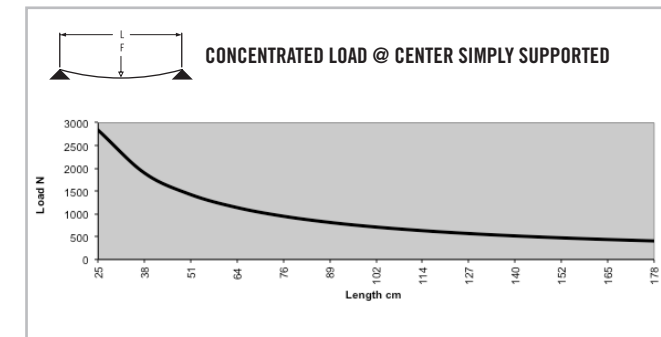
SPECIFICATIONS

Length	236" (6 m)
Weight	1.027 lbs/ft (1.529 kg/m)
Estimated Area	0.856 in ² (5.523 cm ²)
Moment of Inertia	Ix=0.217 in ⁴ (9.032 cm ⁴) Iy=0.217 in ⁴ (9.032 cm ⁴)

MACHINE SERVICES

CTL	660003
Access Hole 9.8mm	670520
Access Hole 17mm	670521
Tap M12	670513

BEAM SELECTION BY LOAD AND LENGTH




* Charts based on allowable loads related to yield strength with a margin of safety equal to five.

» For deflection equations see page 10

B-Series Extrusions

TS40-80B

Clear Anodized - 670075



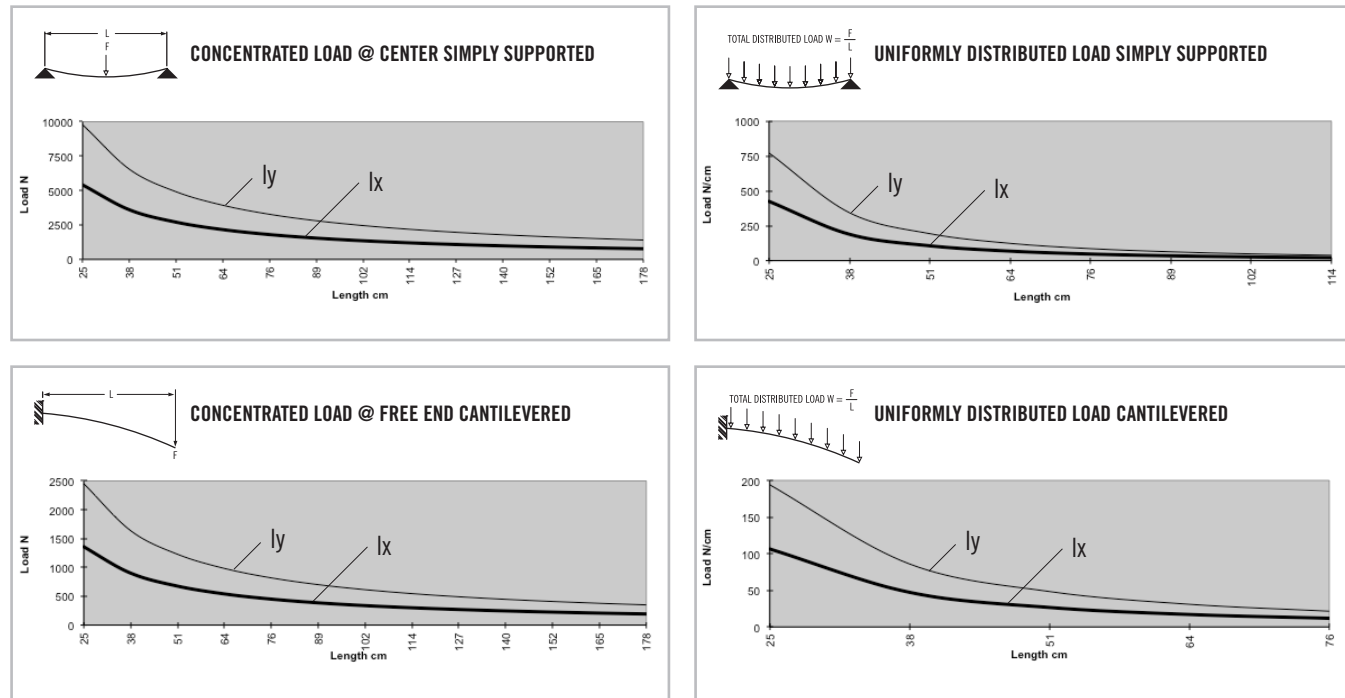
SPECIFICATIONS

Length236" (6 m)
Weight	1.801 lbs/ft (2.680 kg/m)
Estimated Area	1.501 in ² (9.684 cm ²)
Moment of Inertia	Ix=0.412 in ⁴ (17.149 cm ⁴)
	Iy=1.499 in ⁴ (62.393 cm ⁴)

MACHINE SERVICES

CTL	660006
Access Hole 9.8mm	670520
Access Hole 17mm	670521
Tap M12	670514

BEAM SELECTION BY LOAD AND LENGTH




* Charts based on allowable loads related to yield strength with a margin of safety equal to five.

» For deflection equations see page 10

TS22.5-45B

Clear Anodized - 670067



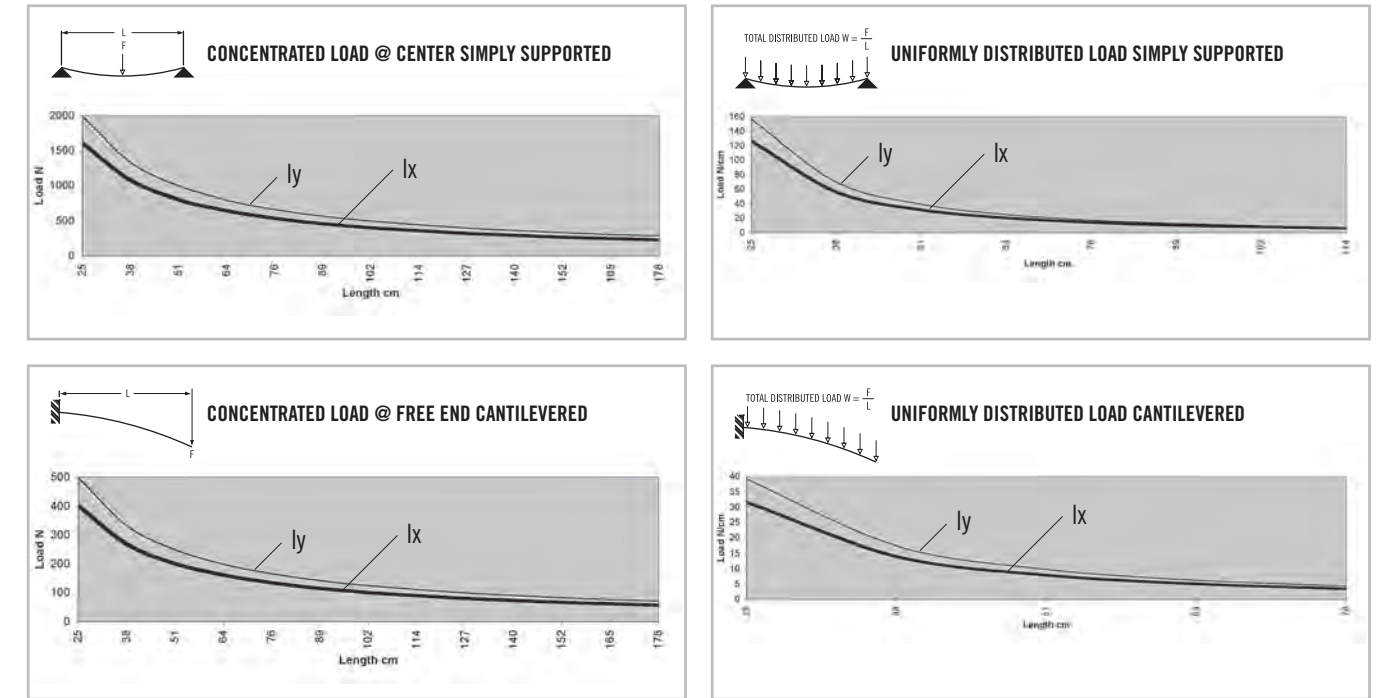
SPECIFICATIONS

Length2205" (5.6 m)
Weight	0.850 lbs/ft (1.264 kg/m)
Estimated Area	0.708 in ² (4.5666 cm ²)
Moment of Inertia	Ix=0.069 in ⁴ (2.87 cm ⁴)
	Iy=0.171 in ⁴ (7.12 cm ⁴)

MACHINE SERVICES

CTL	670502
Access Hole 7.9mm	670520
Access Hole 11mm	670521
Tap M12	670513

BEAM SELECTION BY LOAD AND LENGTH



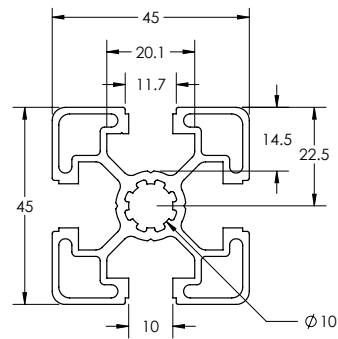
* Charts based on allowable loads related to yield strength with a margin of safety equal to five.

» For deflection equations see page 10

B-Series Extrusions

Clear Anodized - 670030
 Black Anodized - 670130
 Yellow Powdercoat - 670230

TS45-45B



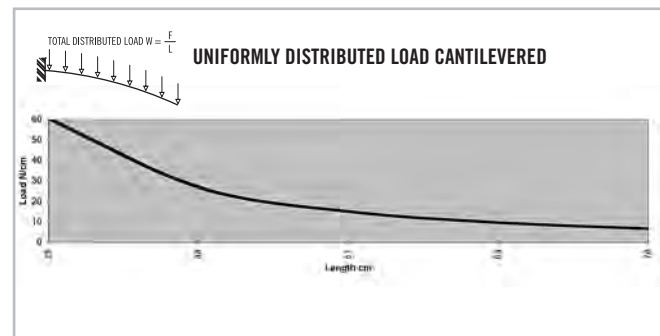
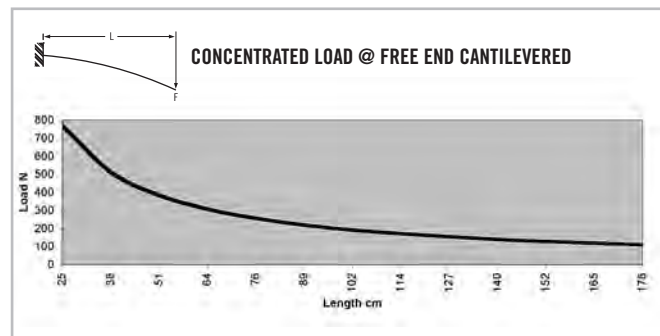
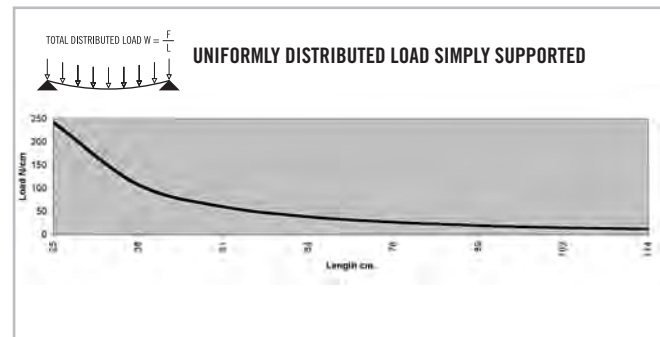
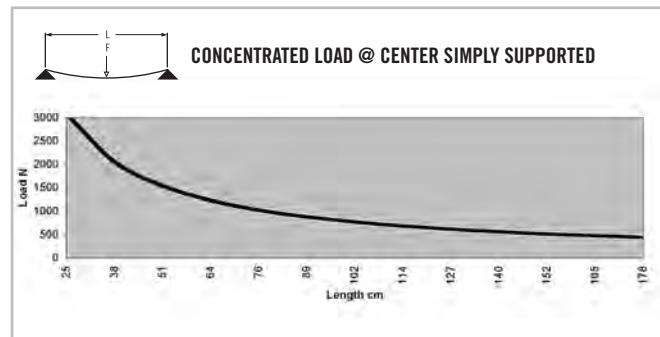
SPECIFICATIONS

Length Clear236" (6 m)
Length Black236" (6 m)
Length Yellow	144" (3.6 m)
Weight	1.064 lbs/ft (1.583 kg/m)
Estimated Area	0.884 in ² (5.7018 cm ²)
Moment of Inertia	lx=0.264 in ⁴ (10.99 cm ⁴) ly=0.264 in ⁴ (10.99 cm ⁴)

MACHINE SERVICES

CTL	670504
Access Hole 9.8mm	670520
Access Hole 17mm	670521
Tap M12	670513

BEAM SELECTION BY LOAD AND LENGTH

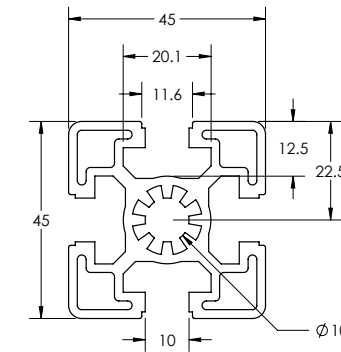


* Charts based on allowable loads related to yield strength with a margin of safety equal to five.

» For deflection equations see page 10

TS45-45HB

Clear Anodized - 670031



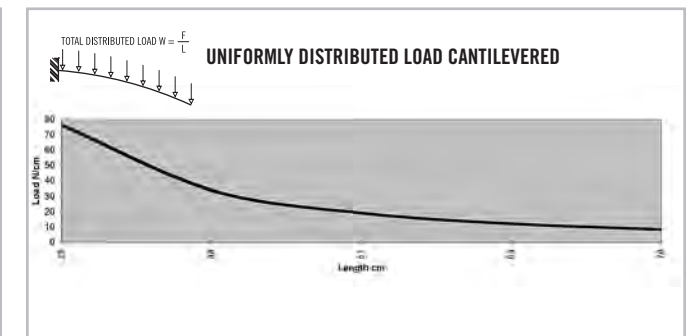
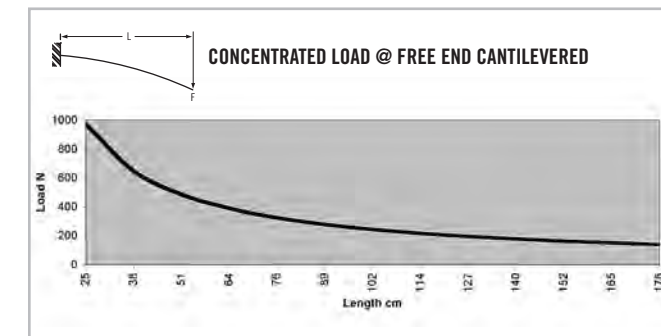
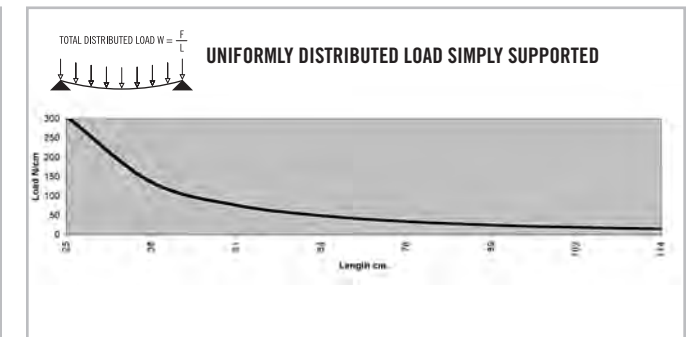
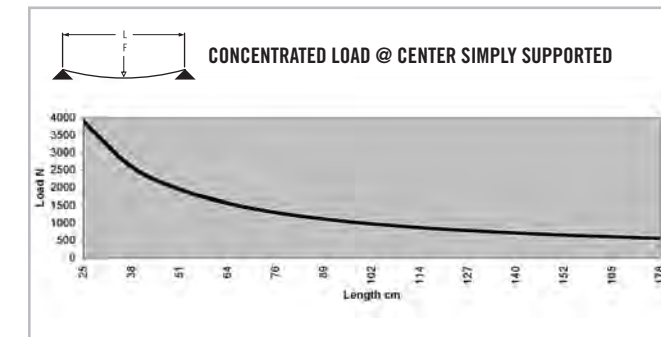
SPECIFICATIONS

Length236" (6 m)
Weight	1.392 lbs/ft (2.071 kg/m)
Estimated Area	1.16 in ² (7.482 cm ²)
Moment of Inertia	lx=0.334 in ⁴ (13.90 cm ⁴) ly=0.334 in ⁴ (13.90 cm ⁴)

MACHINE SERVICES

CTL	670504
Access Hole 9.8mm	670520
Access Hole 17mm	670521
Tap M12	670513

BEAM SELECTION BY LOAD AND LENGTH



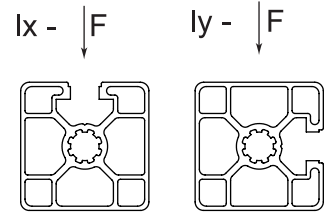
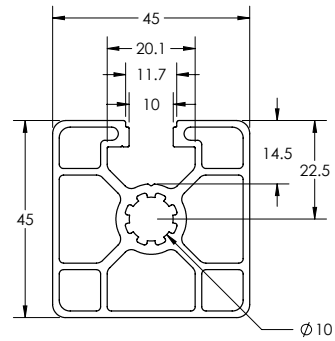
* Charts based on allowable loads related to yield strength with a margin of safety equal to five.

» For deflection equations see page 10

B-Series Extrusions

TS45-45B MONOSLOT

Clear Anodized - 670083



SPECIFICATIONS

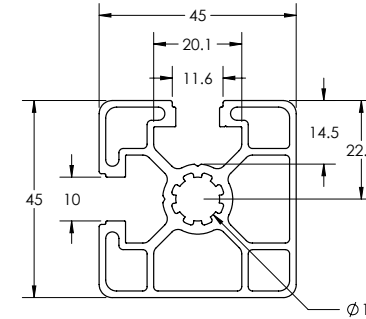
Length	220.5" (5.6 m)
Weight	1.042 lbs/ft (1.551 kg/m)
Estimated Area	0.868 in ² (5.600 kg/m)
Moment of Inertia	I _x =0.266 in ⁴ (11.072 cm ²)
	I _y =0.269 in ⁴ (11.197 cm ²)

MACHINE SERVICES

CTL	670504
Access Hole 9.8mm	670520
Access Hole 17mm	670521
Tap M12	670513

TS45-45B BISLOT ADJ

Clear Anodized - 670081



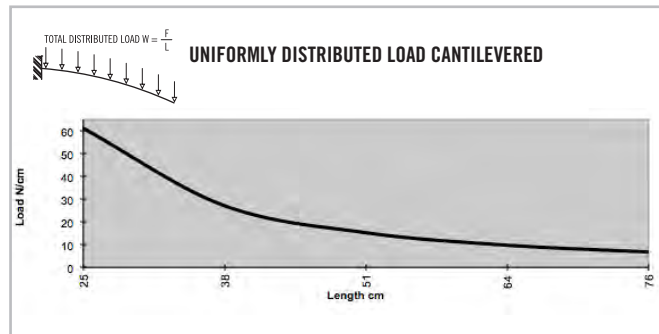
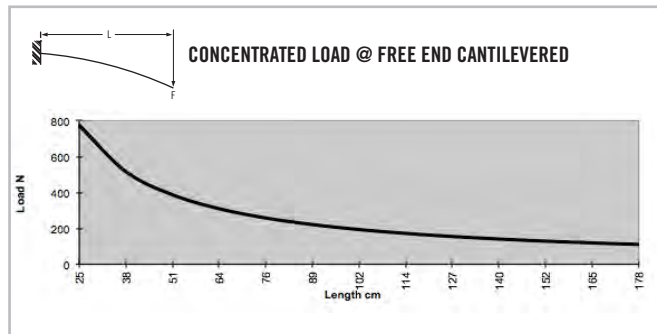
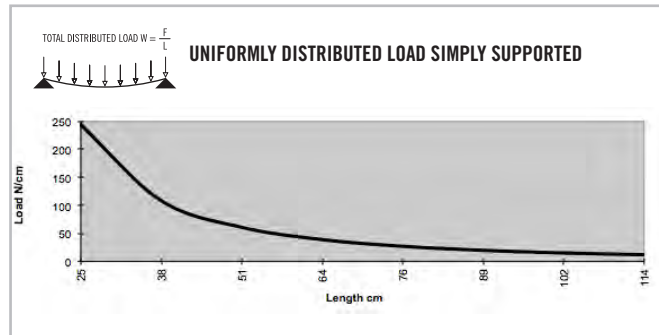
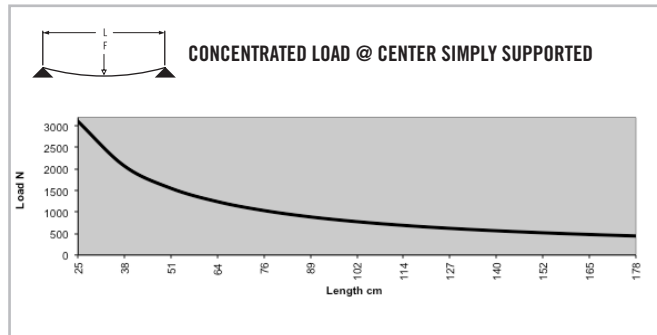
SPECIFICATIONS

Length	220.5" (5.6 m)
Weight	1.045 lbs/ft (1.555 kg/m)
Estimated Area	0.871 in ² (5.619 cm ²)
Moment of Inertia	I _x =0.266 in ⁴ (11.072 cm ²)
	I _y =0.266 in ⁴ (11.072 cm ²)

MACHINE SERVICES

CTL	670504
Access Hole 9.8mm	670520
Access Hole 17mm	670521
Tap M12	670513

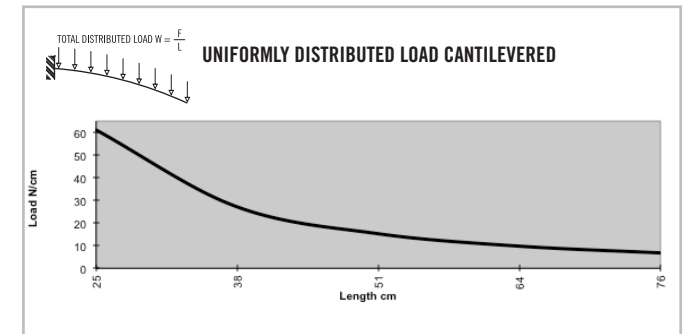
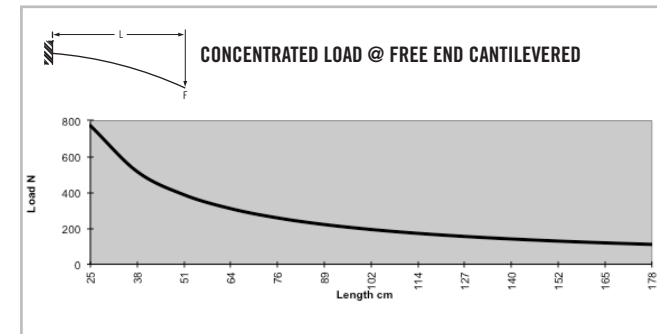
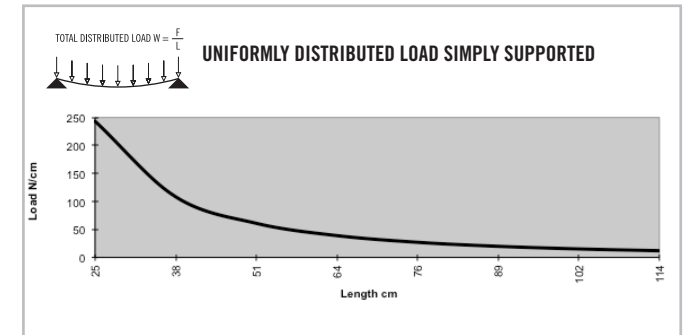
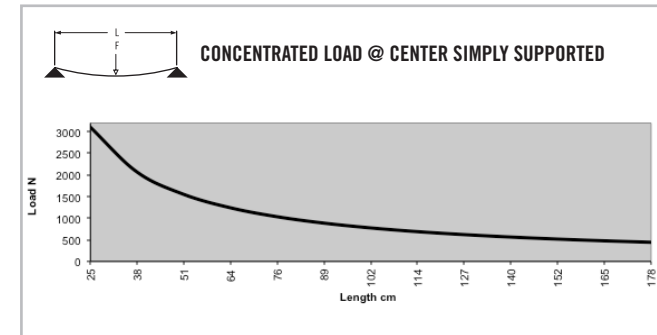
BEAM SELECTION BY LOAD AND LENGTH



* Charts based on allowable loads related to yield strength with a margin of safety equal to five.

» For deflection equations see page 10

BEAM SELECTION BY LOAD AND LENGTH



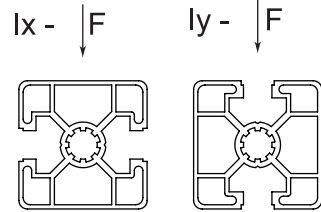
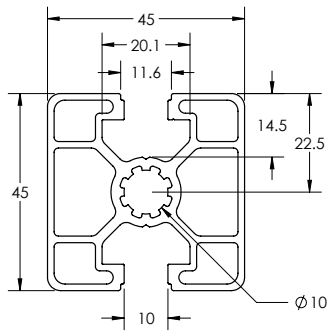
* Charts based on allowable loads related to yield strength with a margin of safety equal to five.

» For deflection equations see page 10

B-Series Extrusions

TS45-45B BISLOT OPP

Clear Anodized - 670080



SPECIFICATIONS

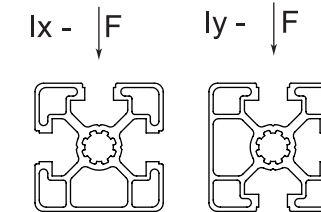
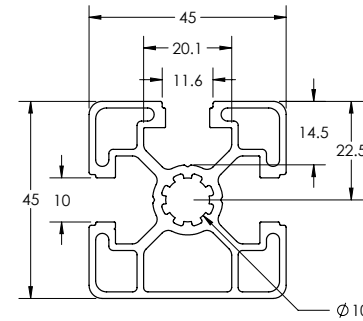
Length	220.5" (5.6 m)
Weight	1.045 lbs/ft (1.555 kg/m)
Estimated Area	0.871 in ² (5.619 cm ²)
Moment of Inertia	I _x =0.263 in ⁴ (10.947 cm ²)
	I _y =0.270 in ⁴ (11.238 cm ²)

MACHINE SERVICES

CTL	670504
Access Hole 9.8mm	670520
Access Hole 17mm	670521
Tap M12	670513

TS45-45B TRISLOT

Clear Anodized - 670082



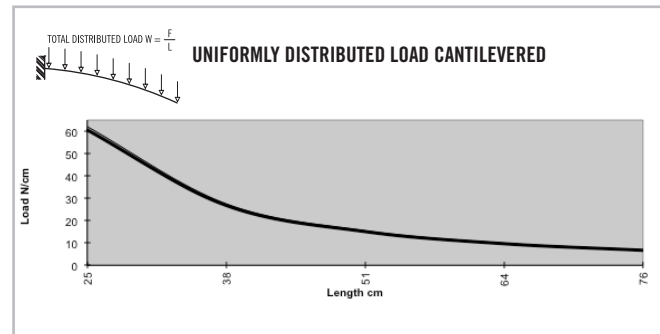
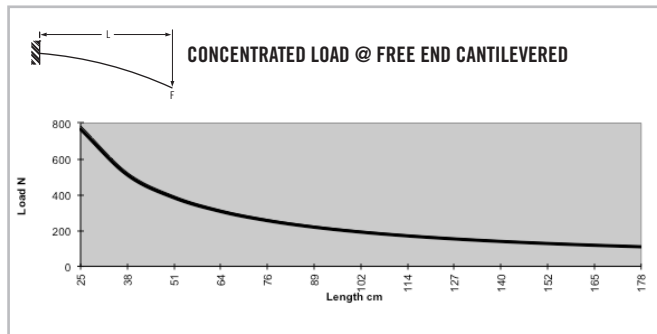
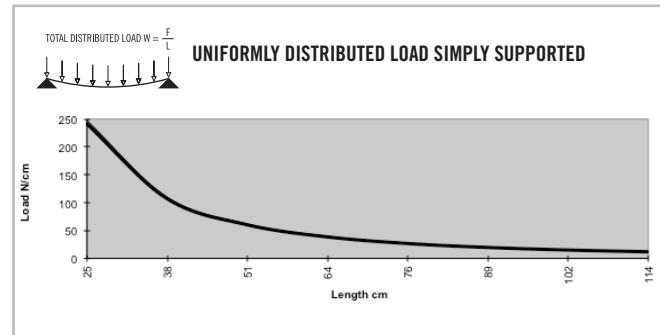
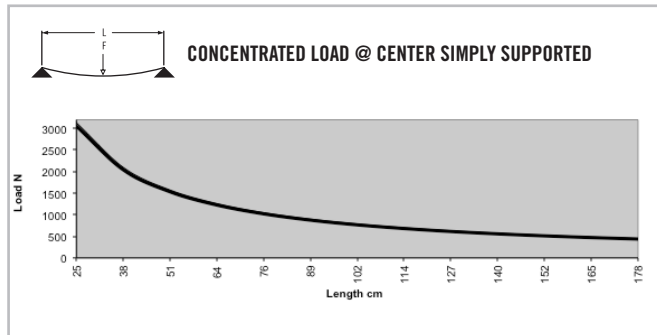
SPECIFICATIONS

Length	220.5" (5.6 m)
Weight	1.063 lbs/ft (1.583 kg/m)
Estimated Area	0.886 in ² (5.716 cm ²)
Moment of Inertia	I _x =0.265 in ⁴ (11.030 cm ²)
	I _y =0.268 in ⁴ (11.155 cm ²)

MACHINE SERVICES

CTL	670504
Access Hole 9.8mm	670520
Access Hole 17mm	670521
Tap M12	670513

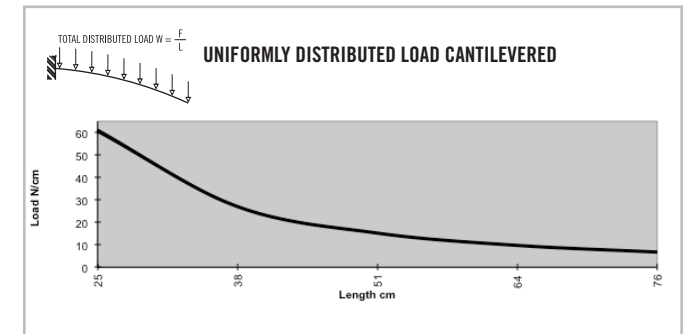
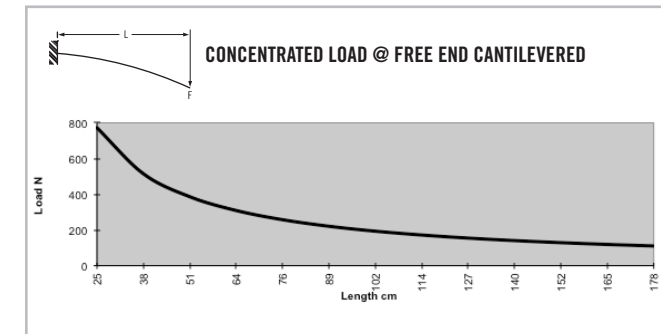
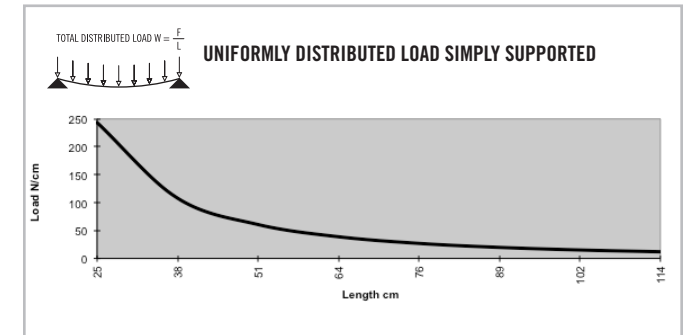
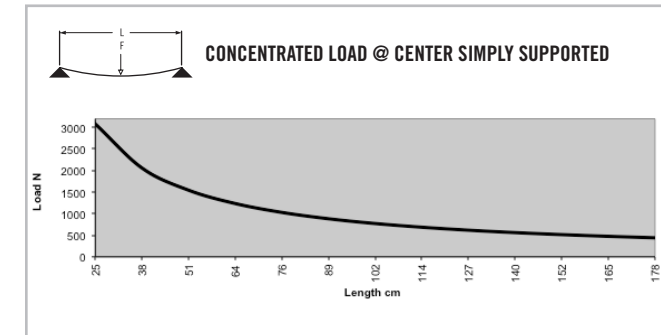
BEAM SELECTION BY LOAD AND LENGTH



* Charts based on allowable loads related to yield strength with a margin of safety equal to five.

» For deflection equations see page 10

BEAM SELECTION BY LOAD AND LENGTH



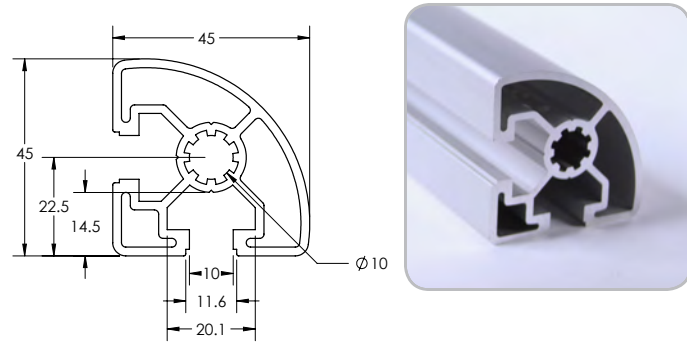
* Charts based on allowable loads related to yield strength with a margin of safety equal to five.

» For deflection equations see page 10

B-Series Extrusions

TS45-45RB

Clear Anodized - 670037



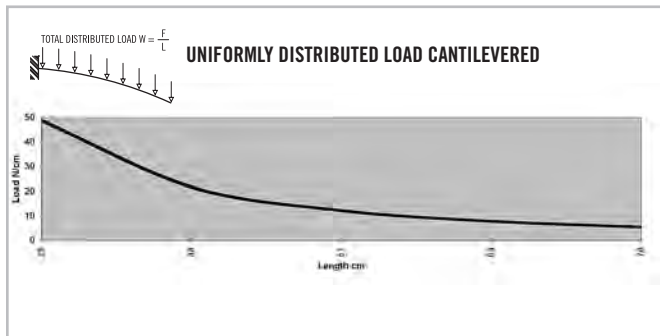
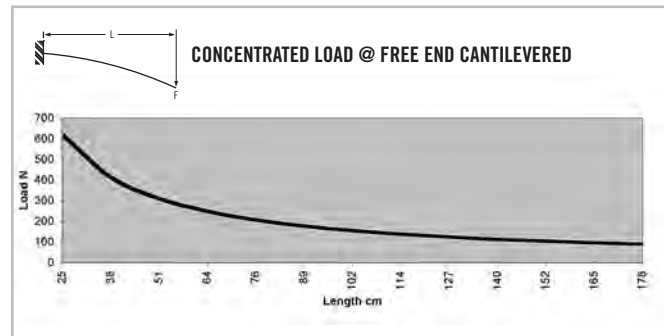
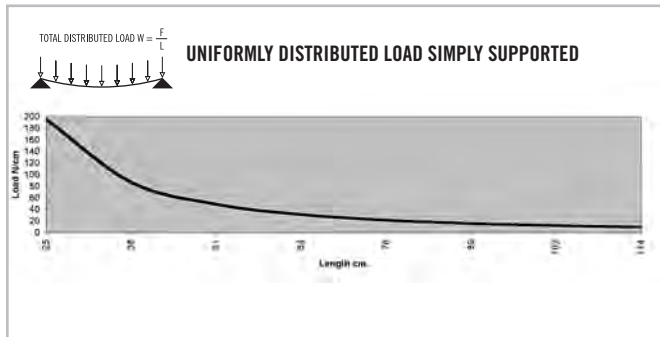
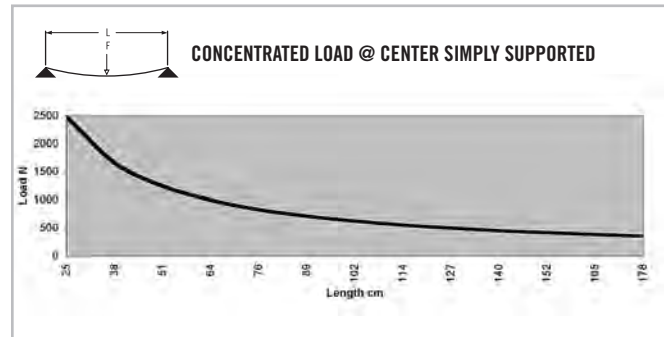
SPECIFICATIONS

Length	220.5" (5.6 m)
Weight	1.004 lbs/ft (1.495 kg/m)
Estimated Area	0.837 in ² (5.39865 cm ²)
Moment of Inertia	$I_x=0.214 \text{ in}^4$ (8.91 cm ⁴) $I_y=0.214 \text{ in}^4$ (8.91 cm ⁴)

MACHINE SERVICES

CTL	670504
Access Hole 9.8mm	670520
Access Hole 17mm	670521
Tap M12	670513

BEAM SELECTION BY LOAD AND LENGTH



* Charts based on allowable loads related to yield strength with a margin of safety equal to five.

» For deflection equations see page 10

TS45-90B

Clear Anodized - 670043



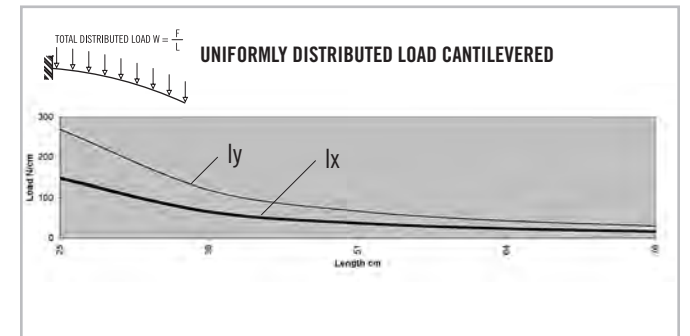
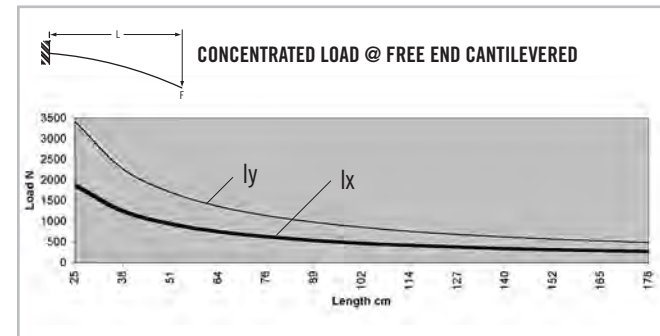
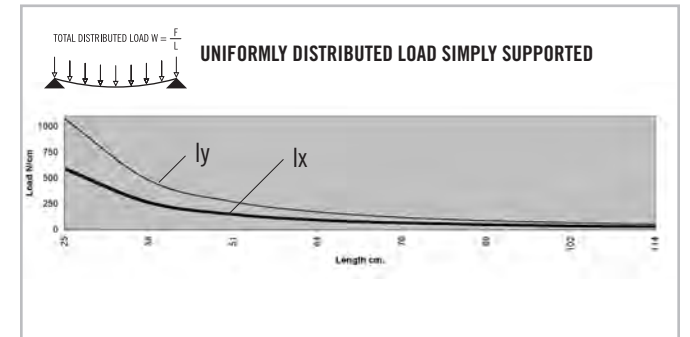
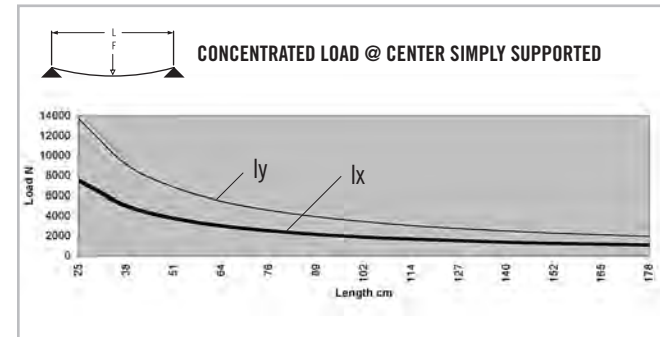
SPECIFICATIONS

Length	220.5" (5.6 m)
Weight	2.365 lbs/ft (3.520 kg/m)
Estimated Area	1.973 in ² (12.72585 cm ²)
Moment of Inertia	$I_x=0.644 \text{ in}^4$ (26.81 cm ⁴) $I_y=2.349 \text{ in}^4$ (97.77 cm ⁴)

MACHINE SERVICES

CTL	670505
Access Hole 9.8mm	670520
Access Hole 17mm	670521
Tap M12	670514

BEAM SELECTION BY LOAD AND LENGTH



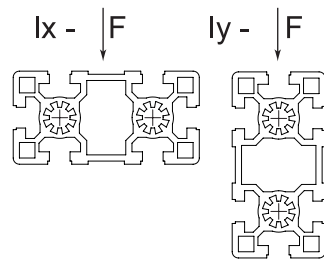

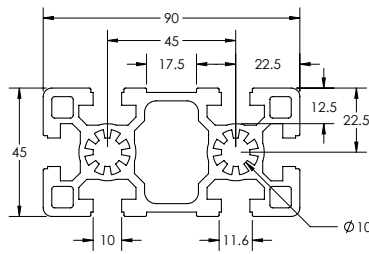
* Charts based on allowable loads related to yield strength with a margin of safety equal to five.

» For deflection equations see page 10

B-Series Extrusions

TS45-90HB

Clear Anodized - 670044



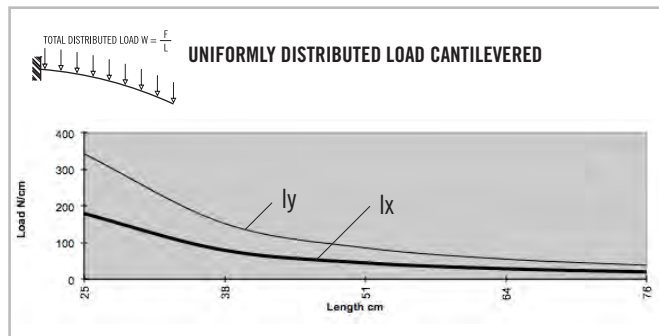
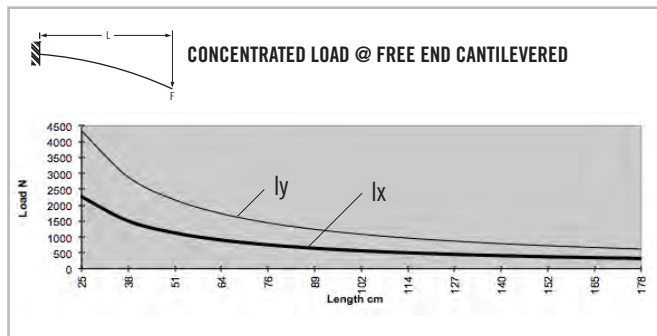
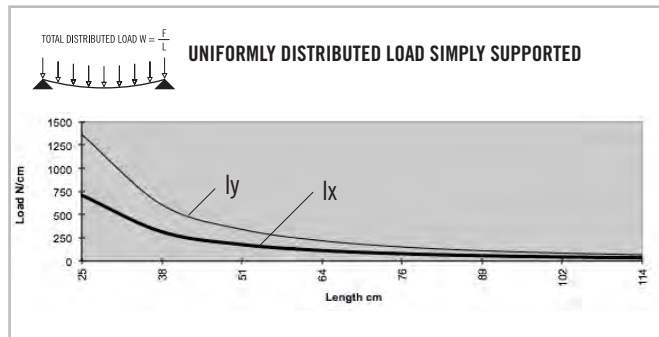
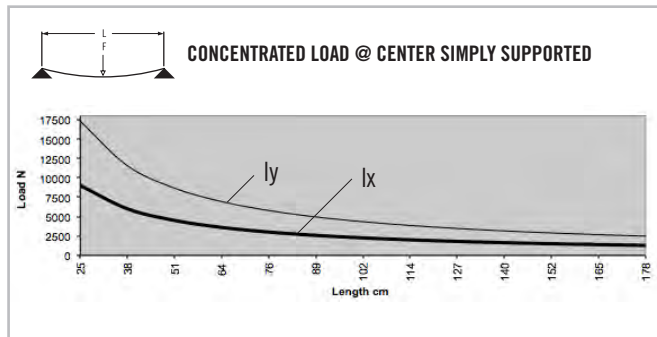
SPECIFICATIONS

Length	236" (6 m)
Weight	2.832 lbs/ft (4.216 kg/m)
Estimated Area	2.36 in ² (15.226 cm ²)
Moment of Inertia	lx=0.774 in ⁴ (32.21 cm ⁴)
	ly=2.978 in ⁴ (123.94 cm ⁴)

MACHINE SERVICES

CTL	670505
Access Hole 9.8mm	670520
Access Hole 17mm	670521
Tap M12	670514

BEAM SELECTION BY LOAD AND LENGTH


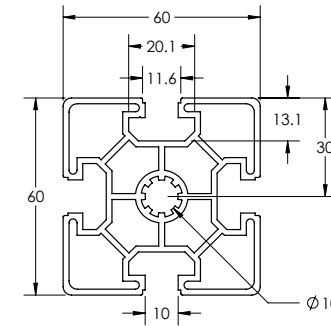


* Charts based on allowable loads related to yield strength with a margin of safety equal to five.

» For deflection equations see page 10

TS60-60B 4 SLOT

Clear Anodized - 670051



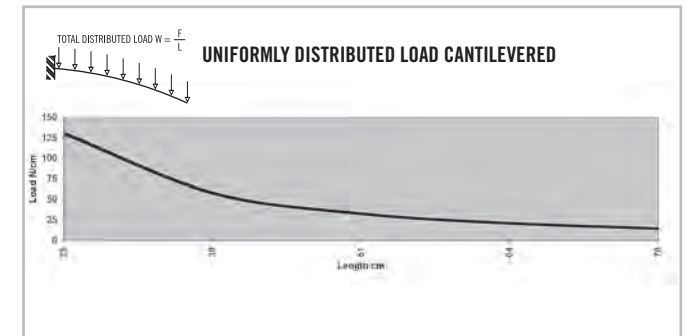
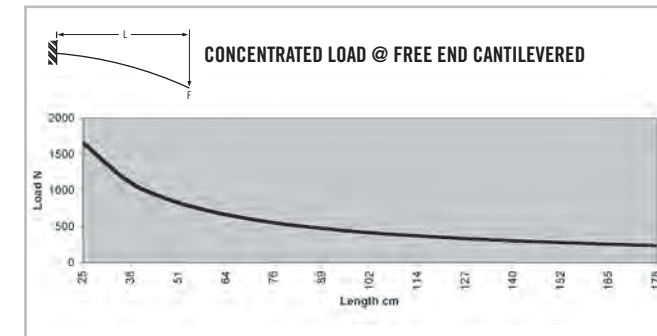
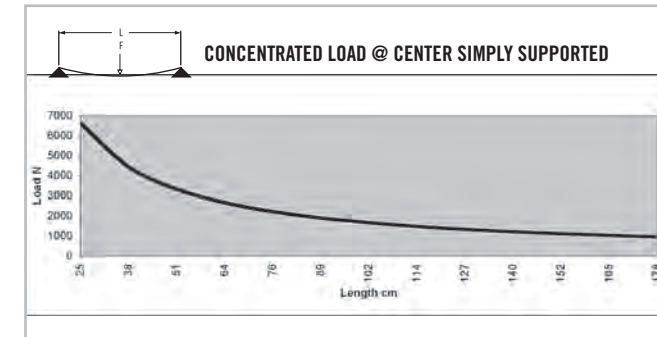
SPECIFICATIONS

Length	220.5" (5.6 m)
Weight	1.732 lbs/ft (2.578 kg/m)
Estimated Area	1.444 in ² (9.3138 cm ²)
Moment of Inertia	lx=0.76 in ⁴ (31.63 cm ⁴)
	ly=0.76 in ⁴ (31.63 cm ⁴)

MACHINE SERVICES

CTL	670506
Access Hole 9.8mm	670520
Access Hole 17mm	670521
Tap M12	670513

BEAM SELECTION BY LOAD AND LENGTH



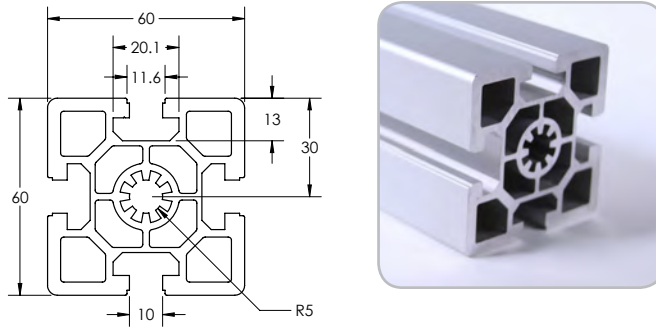
* Charts based on allowable loads related to yield strength with a margin of safety equal to five.

» For deflection equations see page 10

B-Series Extrusions

TS60-60HB 4 SLOT

Clear Anodized - 670052



SPECIFICATIONS

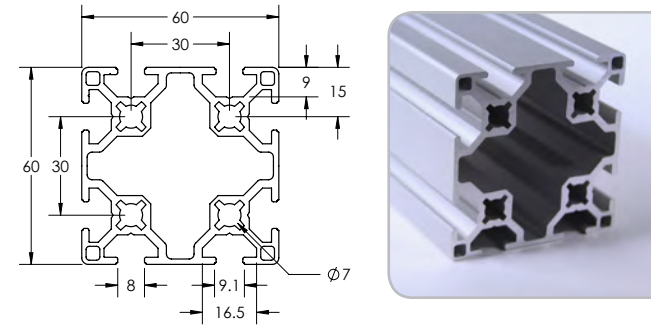
Length	236" (6 m)
Weight	2.671 lbs/ft (3.975 kg/m)
Estimated Area	2.226 in ² (14.361 cm ²)
Moment of Inertia	I _x =1.264 in ⁴ (52.612 cm ⁴)
	I _y =1.264 in ⁴ (52.612 cm ⁴)

MACHINE SERVICES

CTL	670506
Access Hole 9.8mm	670520
Access Hole 17mm	670521
Tap M12	670513

TS60-60B 8 SLOT

Clear Anodized - 670018



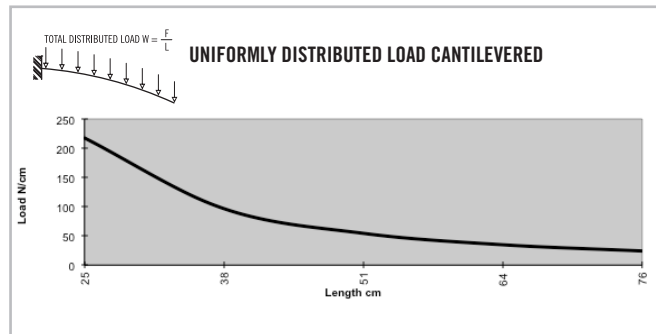
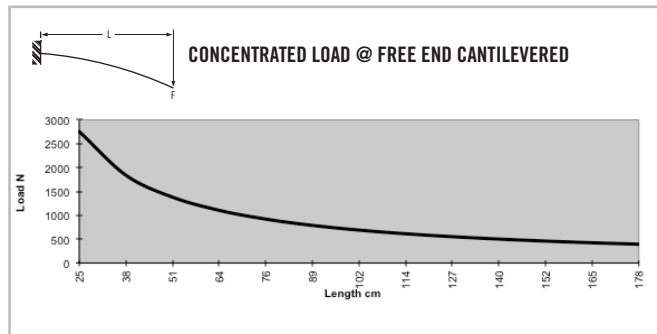
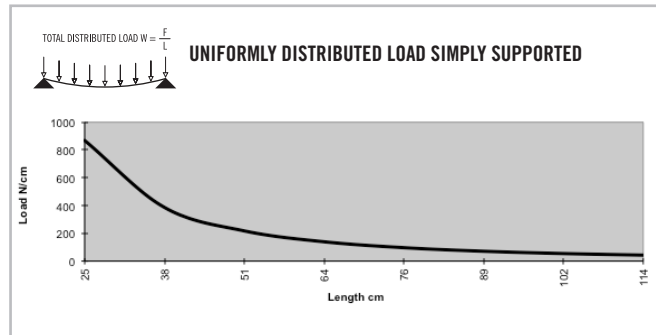
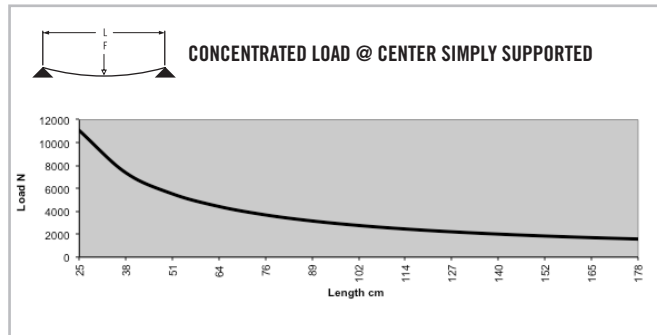
SPECIFICATIONS

Length	236" (6 m)
Weight	1.711 lbs/ft (2.546 kg/m)
Estimated Area	1.426 in ² (14.361 cm ²)
Moment of Inertia	I _x =0.873 in ⁴ (36.337 cm ⁴)
	I _y =0.873 in ⁴ (36.337 cm ⁴)

MACHINE SERVICES

CTL	670506
Access Hole 9.8mm	670520
Access Hole 17mm	670521
Tap M12	670513

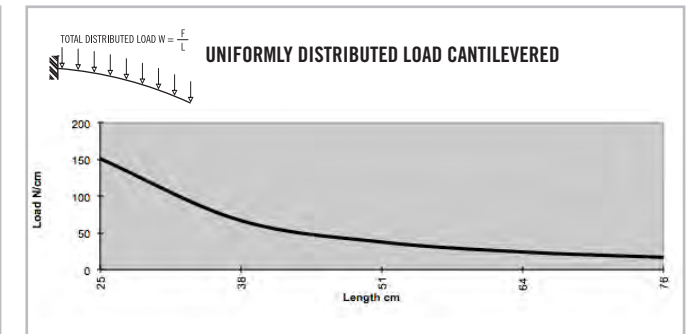
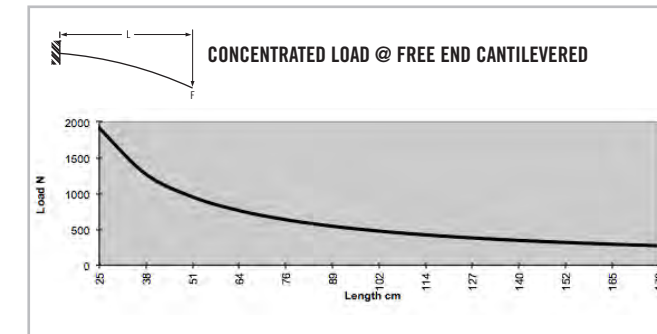
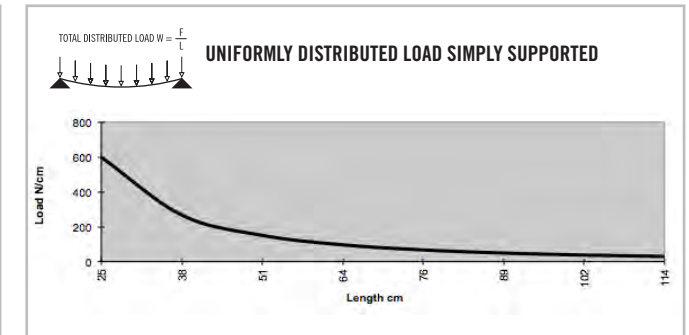
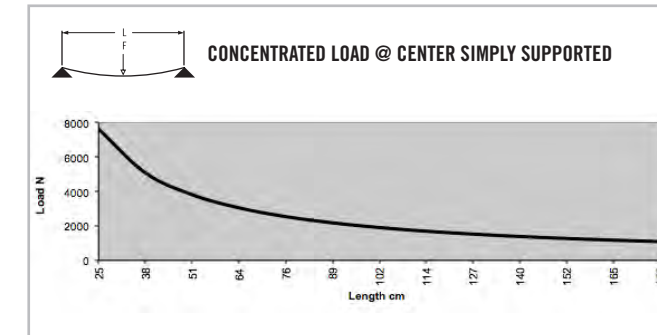
BEAM SELECTION BY LOAD AND LENGTH



* Charts based on allowable loads related to yield strength with a margin of safety equal to five.

» For deflection equations see page 10

BEAM SELECTION BY LOAD AND LENGTH



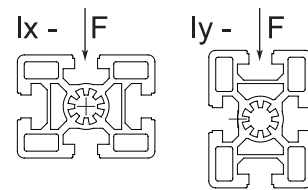
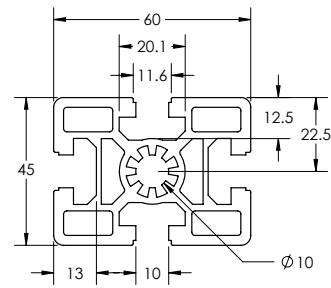
* Charts based on allowable loads related to yield strength with a margin of safety equal to five.

» For deflection equations see page 10

B-Series Extrusions

TS45-60HB

Clear Anodized - 670050



SPECIFICATIONS

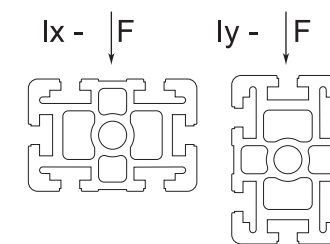
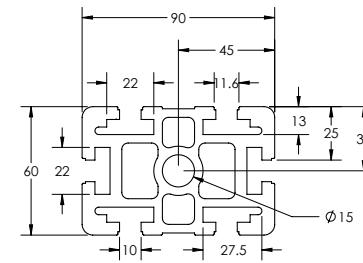
Length	236" (6 m)
Weight	2.039 lbs/ft (3.034 kg/m)
Estimated Area	1.699 in ² (10.961 cm ²)
Moment of Inertia	$I_x=0.544$ in ⁴ (22.643 cm ⁴)
	$I_y=0.894$ in ⁴ (37.211 cm ⁴)

MACHINE SERVICES

CTL	670505
Access Hole 9.8mm	670520
Access Hole 17mm	670521

TS60-90HB

Clear Anodized - 670053



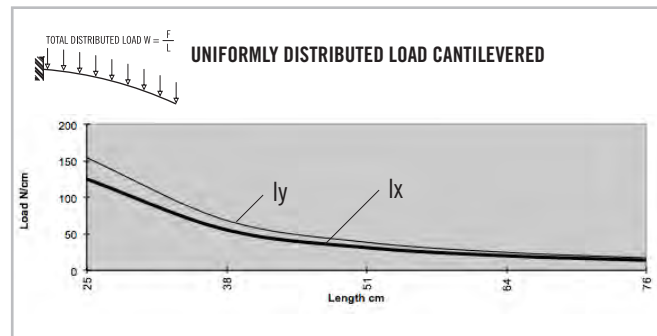
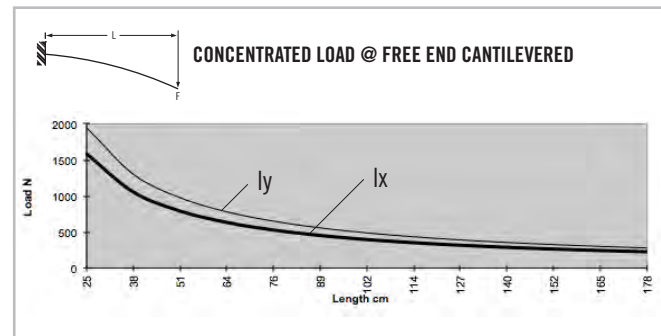
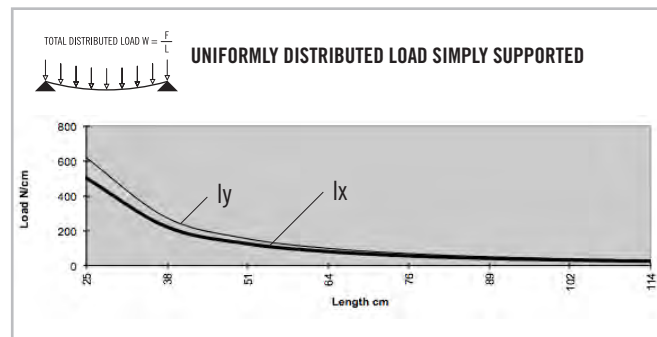
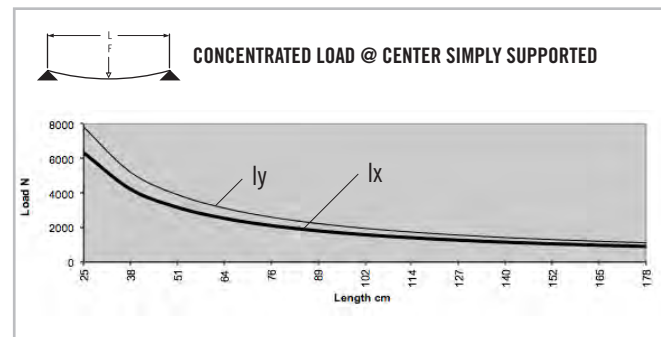
SPECIFICATIONS

Length	188" (4.78 m)
Weight	4.763 lbs/ft (7.088 kg/m)
Estimated Area	3.975 in ² (25.63875 cm ²)
Moment of Inertia	$I_x=2.173$ in ⁴ (90.45 cm ⁴)
	$I_y=5.105$ in ⁴ (212.49 cm ⁴)

MACHINE SERVICES

CTL	670507
Access Hole 9.8mm	670520
Access Hole 17mm	670521
Tap M16	670516

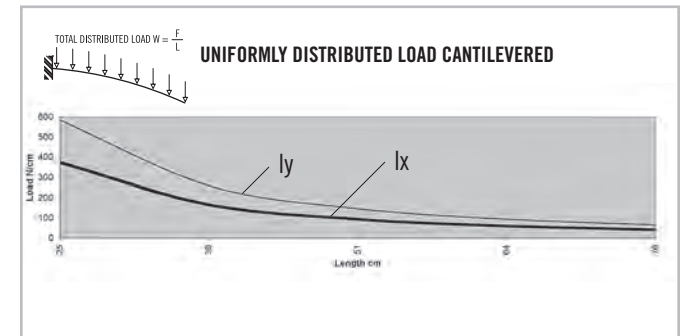
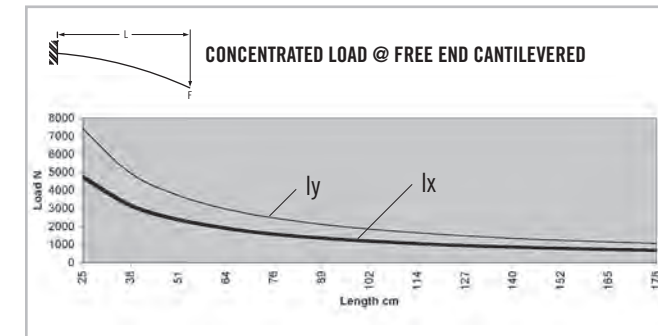
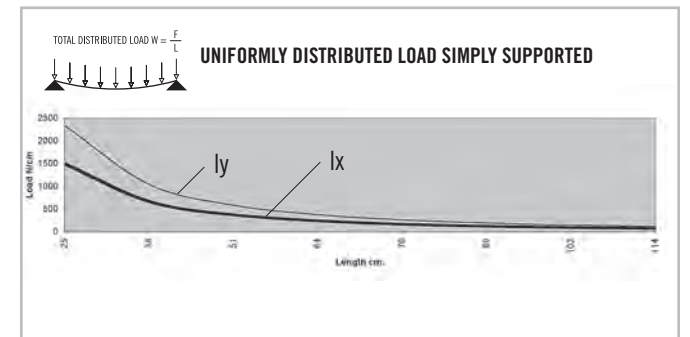
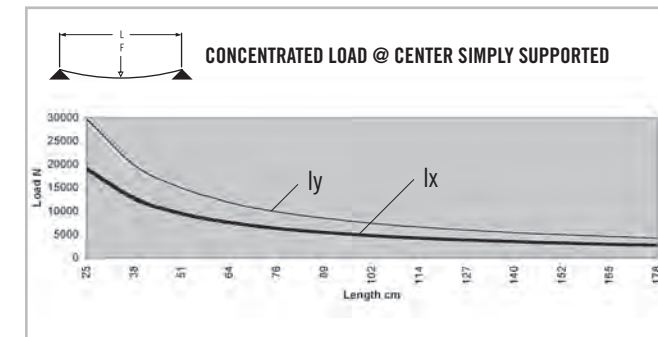
BEAM SELECTION BY LOAD AND LENGTH



* Charts based on allowable loads related to yield strength with a margin of safety equal to five.

» For deflection equations see page 10

BEAM SELECTION BY LOAD AND LENGTH



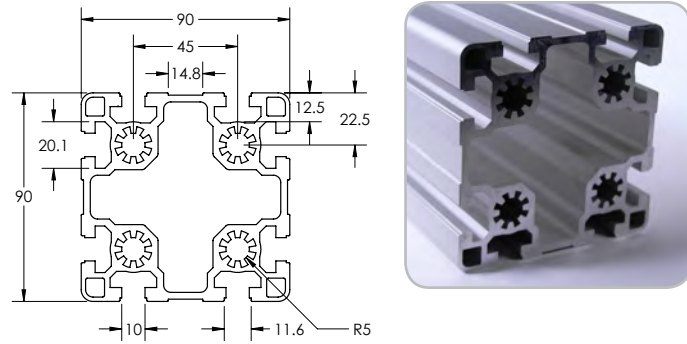
* Charts based on allowable loads related to yield strength with a margin of safety equal to five.

» For deflection equations see page 10

B-Series Extrusions

TS90-90B

Clear Anodized - 670057



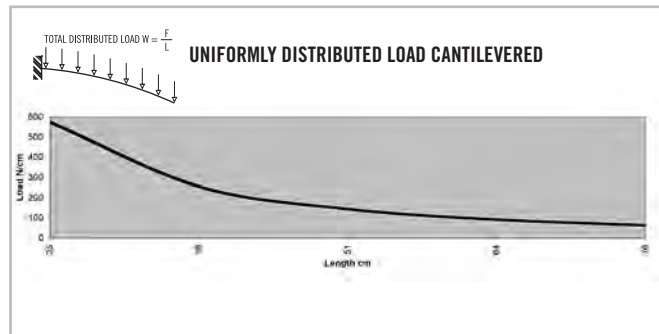
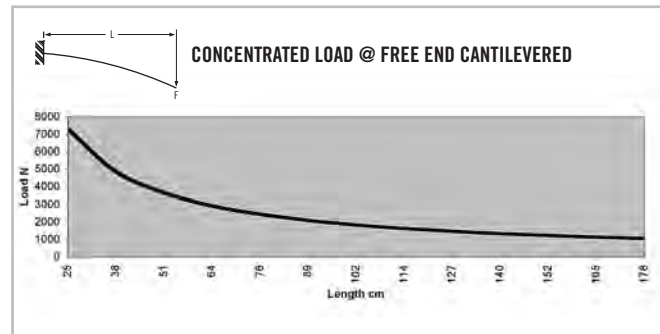
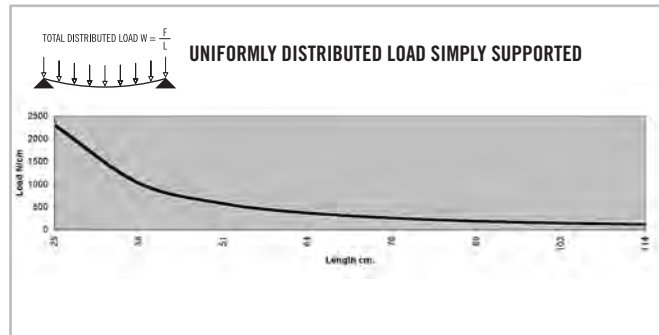
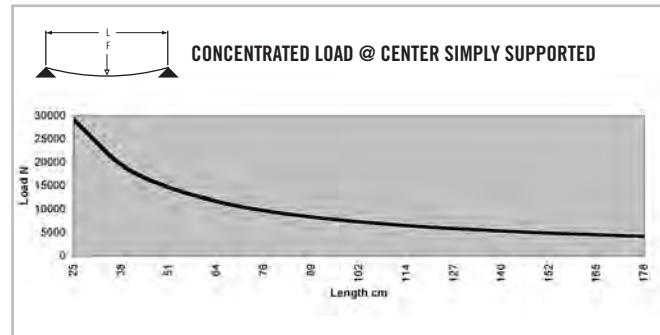
SPECIFICATIONS

Length	220.5" (5.6 m)
Weight	4.530 lbs/ft (6.741 kg/m)
Estimated Area	3.567 in ² (23.00715 cm ²)
Moment of Inertia	I _x =5.016 in ⁴ (208.78 cm ⁴) I _y =5.016 in ⁴ (208.78 cm ⁴)

MACHINE SERVICES

CTL	670508
Access Hole 9.8mm	670520
Access Hole 17mm	670521
Tap M12	670515

BEAM SELECTION BY LOAD AND LENGTH

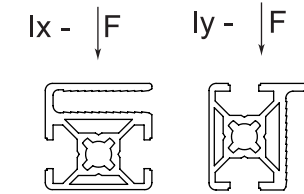
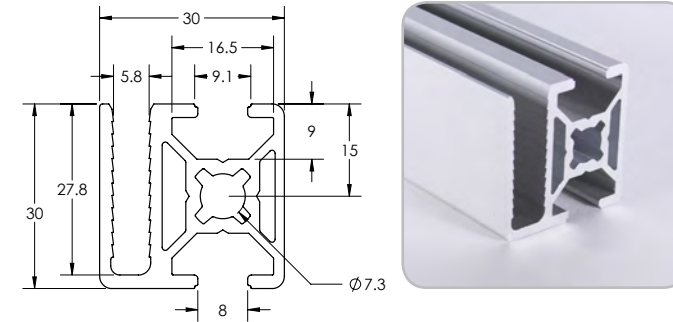


* Charts based on allowable loads related to yield strength with a margin of safety equal to five.

» For deflection equations see page 10

TS30-30FG 30B

Clear Anodized - 670070



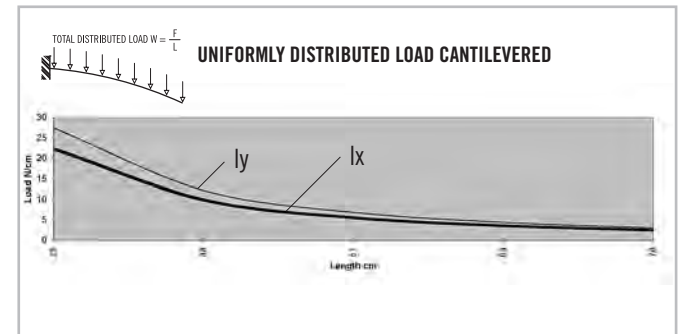
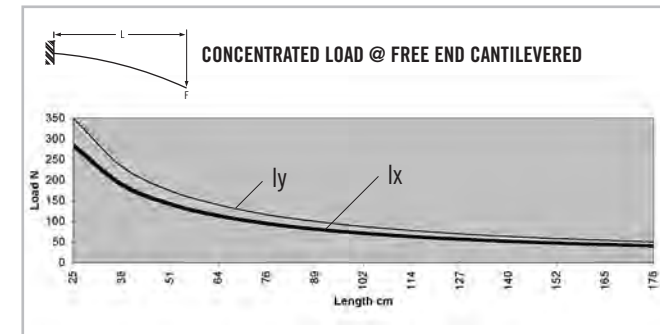
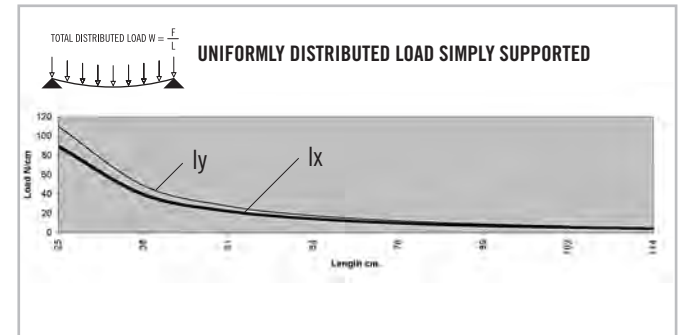
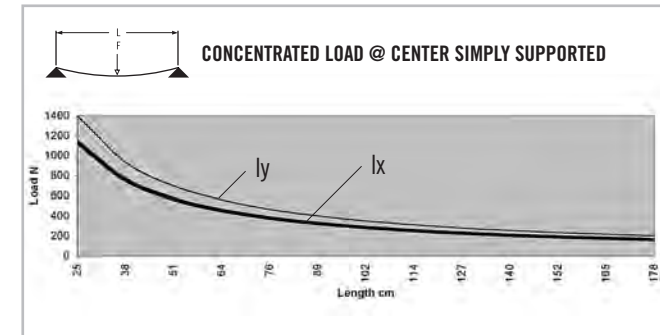
SPECIFICATIONS

Length	220.5" (5.6 m)
Weight	0.648 lbs/ft (0.964 kg/m)
Estimated Area	0.54 in ² (3.483 cm ²)
Moment of Inertia	I _x =0.065 in ⁴ (2.71 cm ⁴) I _y =0.08 in ⁴ (3.33 cm ⁴)

MACHINE SERVICES

CTL	670502
Access Hole 7.9mm	670518
Access Hole 11mm	670519

BEAM SELECTION BY LOAD AND LENGTH



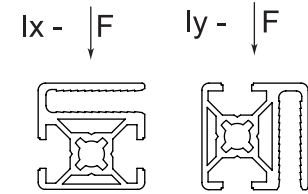

* Charts based on allowable loads related to yield strength with a margin of safety equal to five.

» For deflection equations see page 10

B-Series Extrusions

TS30-30FG 40B

Clear Anodized - 670072



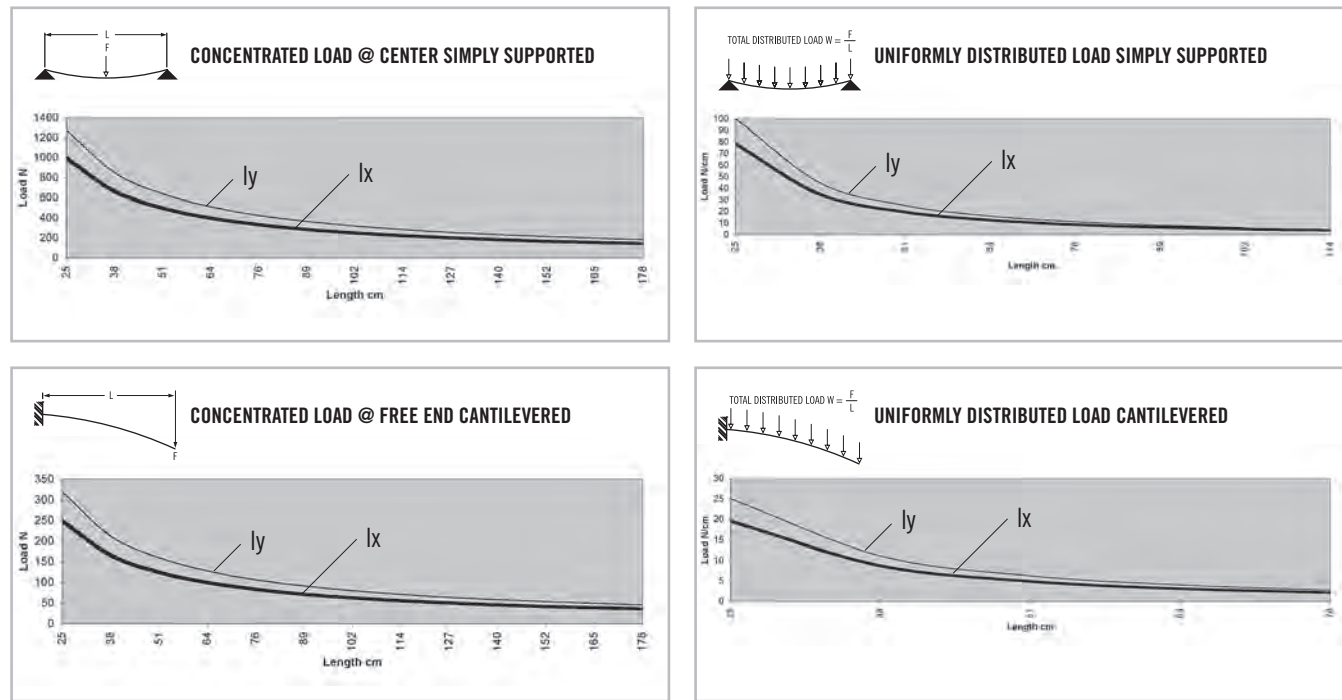
SPECIFICATIONS

Length	220.5" (5.6 m)
Weight	0.588 lbs/ft (0.875 kg/m)
Estimated Area	0.49 in ² (3.1605 cm ²)
Moment of Inertia	Ix=0.057 in ⁴ (2.37 cm ⁴)
	Iy=0.073 in ⁴ (3.04 cm ⁴)

MACHINE SERVICES

CTL	670502
Access Hole 7.9mm	670518
Access Hole 11mm	670519

BEAM SELECTION BY LOAD AND LENGTH

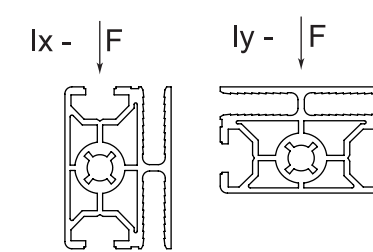



* Charts based on allowable loads related to yield strength with a margin of safety equal to five.

» For deflection equations see page 10

TS30-45FG30

Clear Anodized - 670071



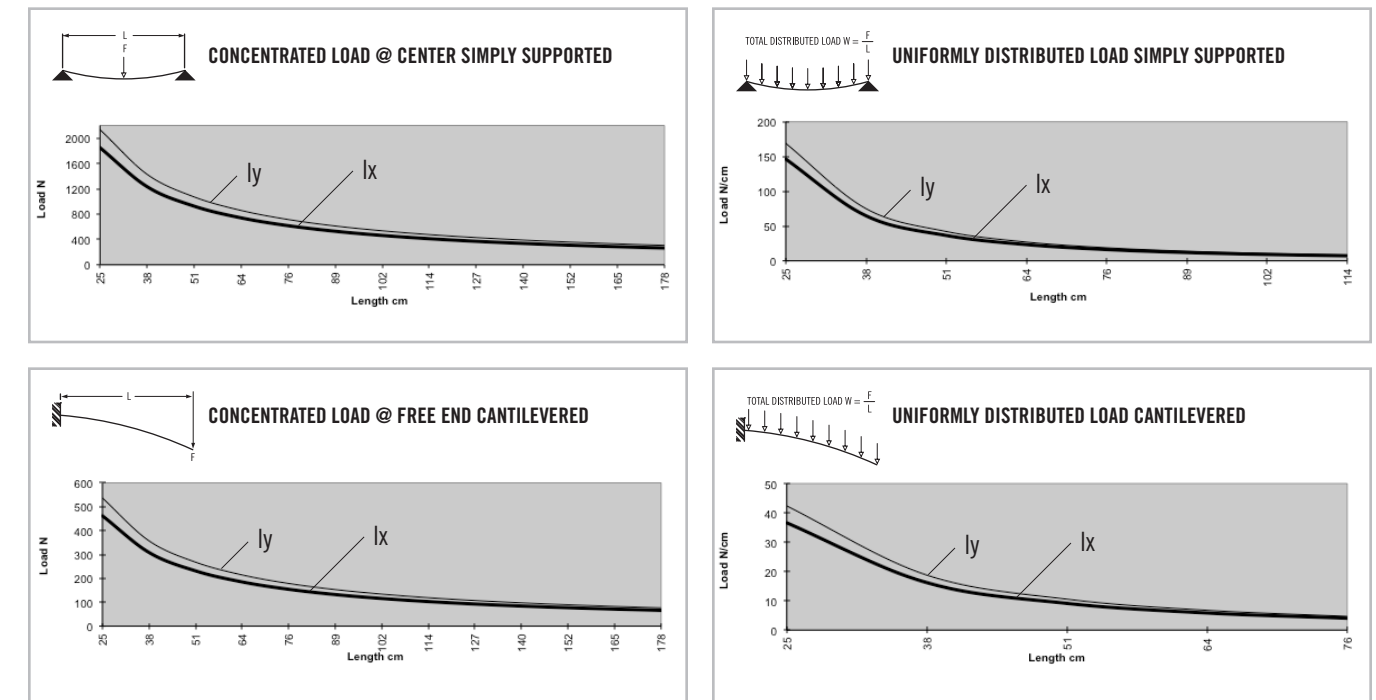
SPECIFICATIONS

Length	220.5" (5.6 m)
Weight	0.886 lbs/ft (1.289 kg/m)
Estimated Area	0.738 in ² (4.761 cm ²)
Moment of Inertia	Ix=0.106 in ⁴ (4.412 cm ⁴)
	Iy=0.184 in ⁴ (7.659 cm ⁴)

MACHINE SERVICES

CTL	670502
Access Hole 7.9mm	670518
Access Hole 11mm	670519

BEAM SELECTION BY LOAD AND LENGTH



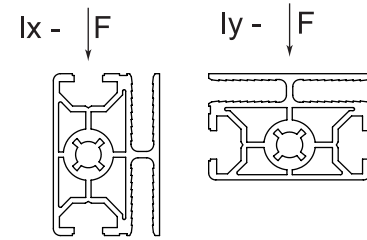

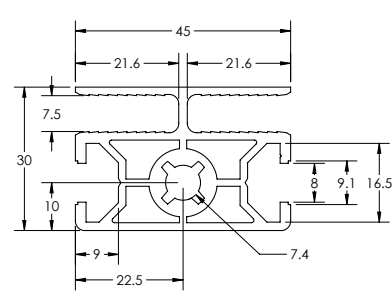
* Charts based on allowable loads related to yield strength with a margin of safety equal to five.

» For deflection equations see page 10

B-Series Extrusions

TS30-45FG40

Clear Anodized - 670074



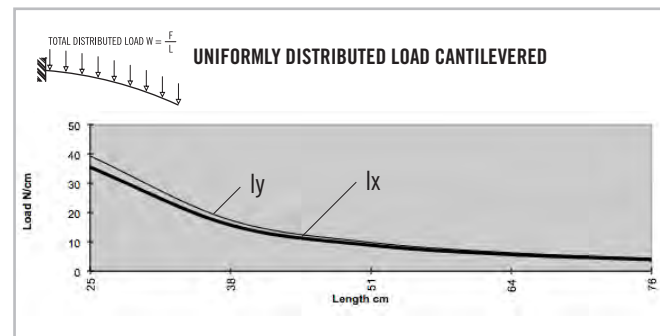
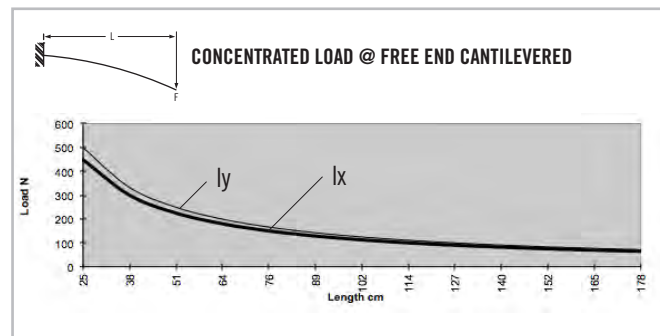
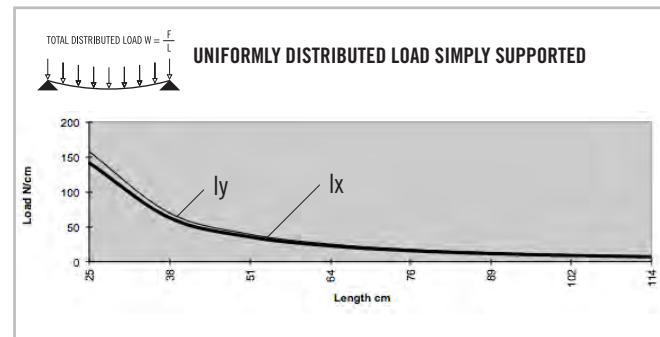
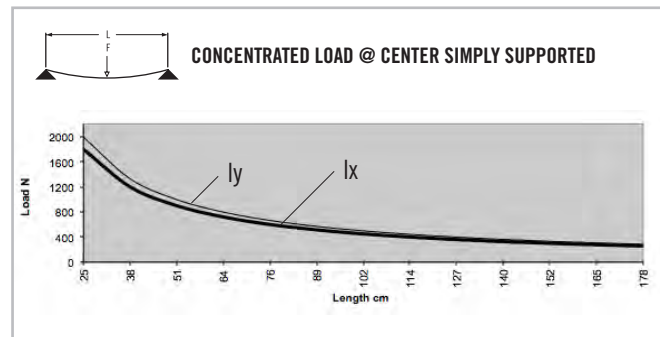
SPECIFICATIONS

Length	220.5" (5.6 m)
Weight	0.869 lbs/ft (1.293 kg/m)
Estimated Area	0.724 in ² (4.671 cm ²)
Moment of Inertia	lx=0.103 in ⁴ (4.287 cm ⁴)
.....	ly=0.171 in ⁴ (7.118 cm ⁴)

MACHINE SERVICES

CTL	670502
Access Hole 7.9mm	670518
Access Hole 11mm	670519

BEAM SELECTION BY LOAD AND LENGTH



* Charts based on allowable loads related to yield strength with a margin of safety equal to five.

» For deflection equations see page 10

CONTENT


03 TSLOTS Brackets

Corner Gussets & Connector	264-265
Cover Caps for Gussets	266
3-Way Connector & Caps	267
Connection Plates & Strips	268-270
Tee Joining Plate	271
Corner Brackets	271-273

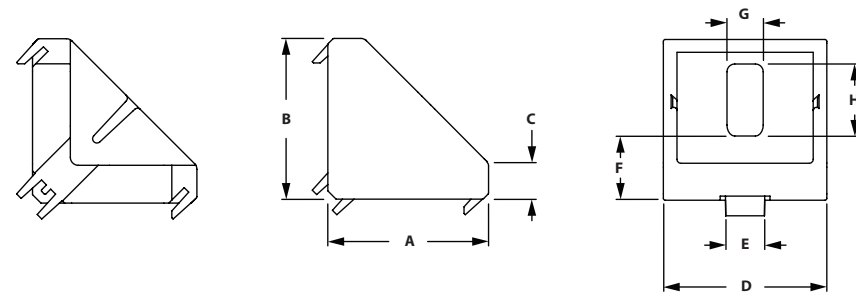
03 BRACKETS B-SERIES

B-Series Brackets

2 HOLE CORNER GUSSETS



◦ Die-cast aluminum




ITEM#	SLOT	EXTRUSION USE	A	B	C	D	E	F	G	H
671211	6	20 mm	18.00mm	18.00mm	3.00mm	18.00mm	6.00mm	7.00mm	5.20mm	7.00mm
671213	8	30 mm	27.00mm	27.00mm	6.00mm	28.00mm	8.00mm	12.50mm	6.40mm	9.50mm
671635*	8	30 mm	27.00mm	27.00mm	6.00mm	28.00mm	8.00mm	12.50mm	6.40mm	9.50mm
671217	10	45 mm	41.00mm	41.00mm	9.50mm	42.00mm	10.00mm	16.50mm	9.00mm	18.50mm
671218*	10	45 mm	41.00mm	41.00mm	9.50mm	42.00mm	10.00mm	16.50mm	9.00mm	18.50mm

* Item has fastening hardware included

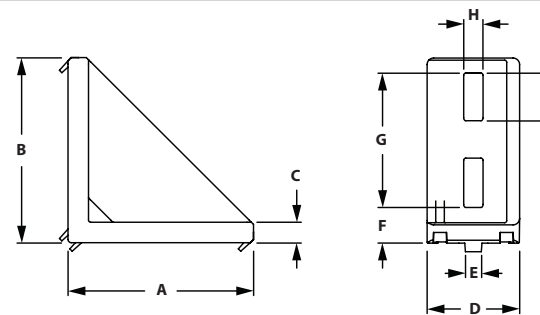
RECOMMENDED FASTENERS

SLOT	QTY	BOLT ITEM#	BOLT	TNUT ITEM#	TNUT
6	2	680748	M4 x 8mm SHCS	671332	Hammer Nut
8	2	651546	M6 x 14mm SHCS	671054	Self Aligning
10	2	671374	M8 x 25mm Hammer Head	671610	Flange Nut

4 HOLE CORNER GUSSET



◦ Die-cast aluminum




ITEM#	SLOT	EXTRUSION USE	A	B	C	D	E	F	G	H	J
671210	6	20 mm	38.00mm	38.00mm	3.00mm	18.00mm	6.00mm	7.00mm	26.50mm	5.2mm	9.00mm
671212	8	30 mm	57.00mm	57.00mm	5.50mm	28.00mm	8.00mm	12.00mm	39.00mm	6.40mm	11.00mm
671214	10	40 mm	76.00mm	76.00mm	8.50mm	38.00mm	10.00mm	12.00mm	56.00mm	9.00mm	20.00mm
671219	10	45 mm	86.00mm	86.00mm	9.50mm	43.00mm	10.00mm	16.50mm	62.50mm	9.00mm	22.00mm

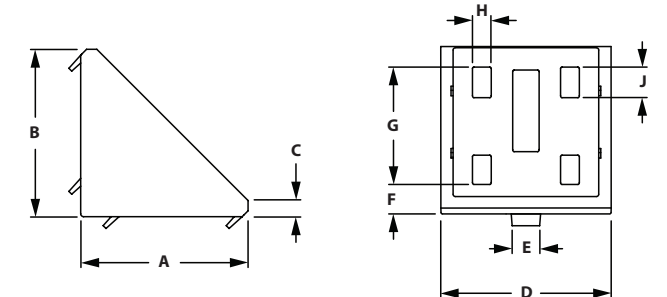
RECOMMENDED FASTENERS

SLOT	QTY	BOLT ITEM#	BOLT	TNUT ITEM#	TNUT
6	4	680748	M4 x 8mm SHCS	671332	Hammer Nut
8	4	651546	M6 x 14mm SHCS	671054	Self Aligning
10	4	651346	M8 x 20mm SHCS	671059	Self Aligning

8 HOLE CORNER GUSSET 60



◦ Die-cast aluminum




ITEM#	SLOT	EXTRUSION USE	A	B	C	D	E	F	G	H	J
671220	10	60 mm	57.00mm	57.00mm	6.00mm	58.00mm	10.00mm	10.00mm	40.00mm	6.40mm	10.00mm

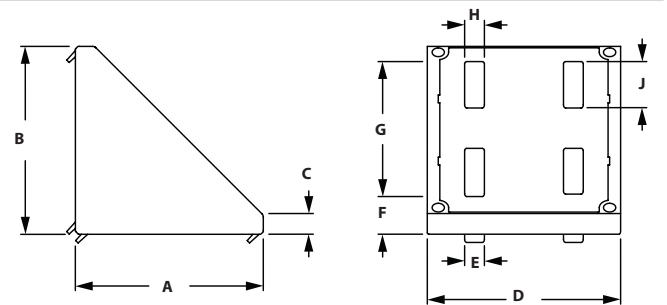
RECOMMENDED FASTENERS

SLOT	QTY	BOLT ITEM#	BOLT	TNUT ITEM#	TNUT
10	8	671374	M8 x 25mm Hammer Head	671610	Flange Nut

8 HOLE CORNER GUSSET 90



◦ Die-cast aluminum



ITEM#	SLOT	EXTRUSION USE	A	B	C	D	E	F	G	H	J
671222	10	90 mm	86.00mm	86.00mm	10.00mm	88.00mm	10.00mm	17.00mm	61.50mm	9.00mm	21.00mm
671223*	10	90mm	86.00mm	86.00mm	10.00mm	88.00mm	10.00mm	17.00mm	61.50mm	9.00mm	21.00mm

*Item 671223 has fastening hardware included

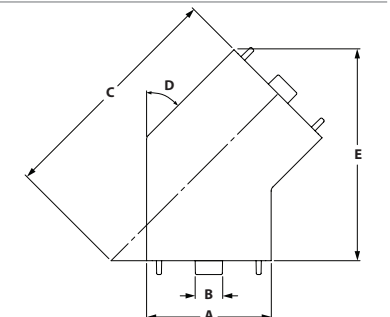
RECOMMENDED FASTENERS

SLOT	QTY	BOLT ITEM#	BOLT	TNUT ITEM#	TNUT
10	8	671374	M8 x 25mm Hammer Head	671610	Flange Nut

2 HOLE 45° CONNECTOR



◦ Die-cast aluminum




ITEM#	SLOT	EXTRUSION USE	A	B	C	D	E
671640*	10	45 mm	45.00mm	10.00mm	85.30mm	45°	76.20mm

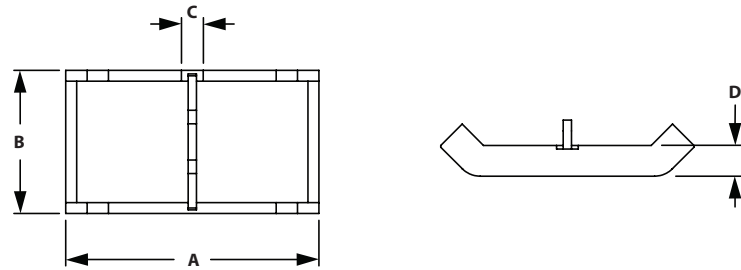
*Hardware Included for Extrusion Slot and Extrusion End Connection

B-Series Brackets

COVER CAPS FOR ALU CONNECTION ANGLES



◦ Black Nylon PA

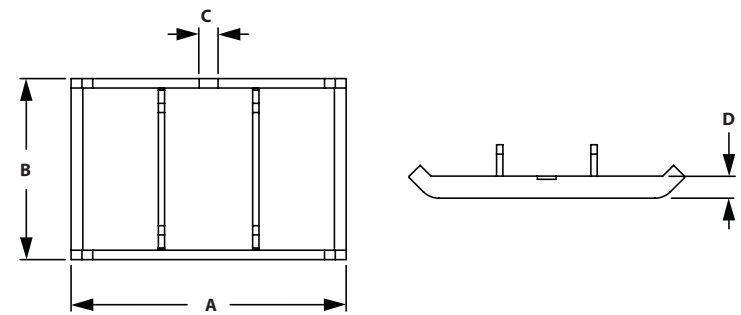


ITEM#	CAP FOR GUSSET	A	B	C	D
671224	671211	28.20mm	17.6mm	5.00mm	5.00mm
671225	671213	45.20mm	27.60mm	6.00mm	6.00mm
671227	671217 & 671218	64.00mm	39.50mm	6.00mm	4.00mm

COVER CAP FOR ALU CONNECTION ANGLE 60



◦ Black Nylon PA

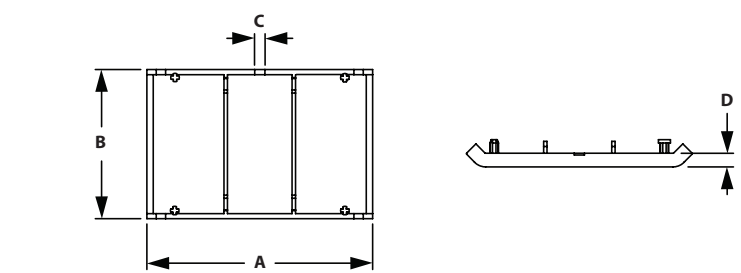


ITEM#	CAP FOR GUSSET	A	B	C	D
671228	671220	87.50mm	57.60mm	6.00mm	7.00mm

COVER CAP FOR ALU CONNECTION ANGLE 90



◦ Black Nylon PA

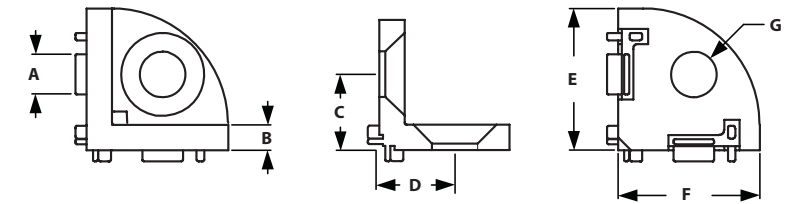


ITEM#	CAP FOR GUSSET	A	B	C	D
671229	671222 & 671223	133.00mm	87.60mm	6.00mm	7.00mm

3-WAY CONNECTION ANGLE 30



◦ Die-cast zinc




ITEM#	SLOT	A	B	C	D	E	F	G
671230	8	8.00mm	5.00mm	15.00mm	15.00mm	28.00mm	28.00mm	9.00mm

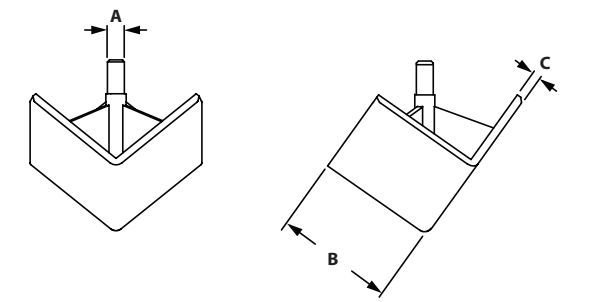
RECOMMENDED FASTENERS

ITEM#	QTY	DESCRIPTION
651518	3	M8 x 20mm FHSCS

COVER CAP FOR 3-WAY CONNECTION ANGLE 30



◦ Black Nylon PA

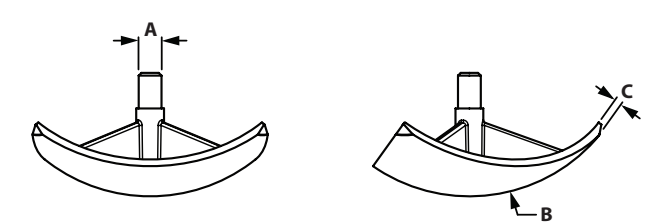


ITEM#	MATERIAL	A	B	C
671231	Black Nylon	4.20mm	30.00mm	2.00mm

COVER CAP FOR 3-WAY CONNECTION ANGLE ROUND 30




◦ Black Nylon PA



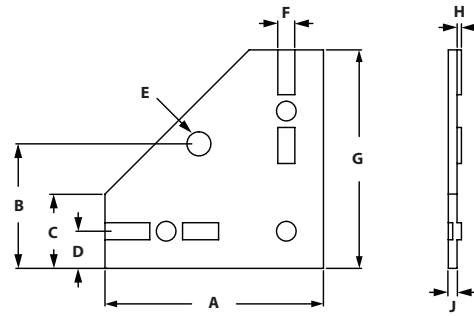
ITEM#	MATERIAL	A	B	C
671232	Black Nylon	4.20mm	R25	1.80mm

B-Series Brackets

CONNECTION PLATE



◦Material: Steel



ITEM#	SLOT	A	B	C	D	E	F	G	H	J
671206	8	100.00mm	57.00mm	34.00mm	17.00mm	11.00mm	8.00mm	100.00mm	2.00mm	4.00mm
671207	10	100.00mm	57.00mm	34.00mm	17.00mm	11.00mm	10.00mm	100.00mm	2.00mm	4.00mm

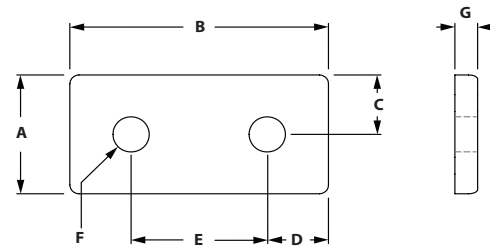
RECOMMENDED FASTENERS

ITEM#	SLOT	QTY	DESCRIPTION
651333 & 671339	8	3	M6 x 12mm BHCS & M6 Hammer Nut
651345 & 671350	10	3	M8 x 16mm BHCS & M8 Hammer Nut

2 HOLE CONNECTION STRIP



◦Anodized aluminum

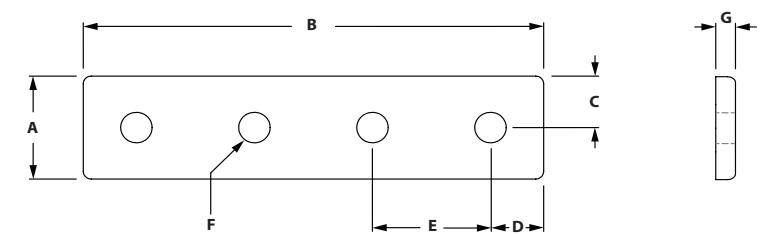


ITEM#	SLOT	EXTRUSION USE	A	B	C	D	E	F	G
671690	8	30 mm	27.00mm	57.00mm	13.50mm	13.50mm	30.00mm	30.00mm	5.00mm
671691	10	45 mm	41.00mm	86.00mm	20.50mm	20.50mm	45.00mm	45.00mm	6.00mm

RECOMMENDED FASTENERS

ITEM#	SLOT	QTY	DESCRIPTION
651333 & 671339	8	2	M6 x 12mm BHCS & M6 Hammer Nut
651345 & 671350	10	2	M8 x 16mm BHCS & M8 Hammer Nut

4 HOLE CONNECTION STRIP

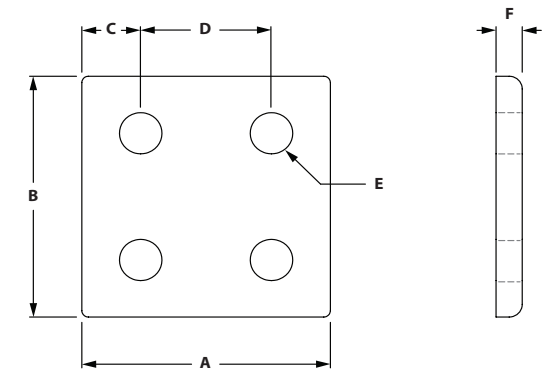


ITEM#	SLOT	EXTRUSION USE	A	B	C	D	E	F	G
671688	8	30 mm	27.00mm	117.00mm	13.50mm	13.50mm	30.00mm	7.00mm	5.00mm
671689	10	45 mm	41.00mm	176.00mm	20.50mm	20.50mm	45.00mm	9.00mm	6.00mm

RECOMMENDED FASTENERS

ITEM#	SLOT	QTY	DESCRIPTION
651333 & 671339	8	4	M6 x 12mm BHCS & M6 Hammer Nut
651345 & 671350	10	4	M8 x 16mm BHCS & M8 Hammer Nut

4 HOLE CONNECTION PLATE



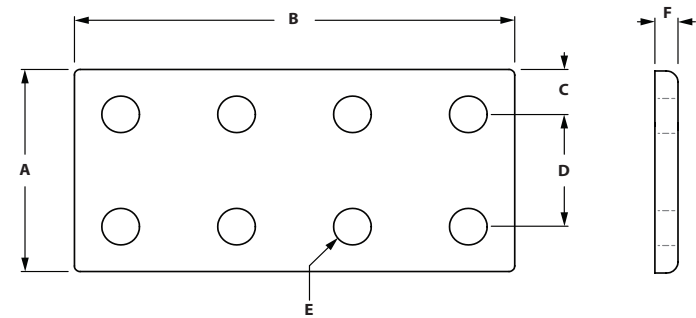
ITEM#	SLOT	EXTRUSION USE	A	B	C	D	E	F
671692	8	30 mm	57.00mm	57.00mm	13.50mm	30.00mm	7.00mm	5.00mm
671693	10	45 mm	86.00mm	86.00mm	20.50mm	45.00mm	9.00mm	6.00mm

RECOMMENDED FASTENERS

ITEM#	SLOT	QTY	DESCRIPTION
651333 & 671339	8	4	M6 x 12mm BHCS & M6 Hammer Nut
651345 & 671350	10	4	M8 x 16mm BHCS & M8 Hammer Nut

B-Series Brackets

8 HOLE CONNECTION PLATE

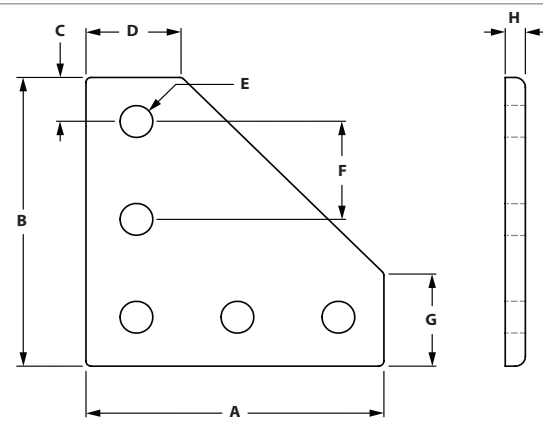


ITEM#	SLOT	EXTRUSION USE	A	B	C	D	E	F
671694	8	30 mm	57.00mm	117.00mm	13.50mm	30.00mm	7.00mm	5.00mm
671695	10	45 mm	86.00mm	176.00mm	20.50mm	45.00mm	9.00mm	6.00mm

RECOMMENDED FASTENERS

ITEM#	SLOT	QTY	DESCRIPTION
651333 & 671339	8	5	M6 x 12mm BHCS & M6 Hammer Nut
651345 & 671350	10	5	M8 x 16mm BHCS & M8 Hammer Nut

5 HOLE 90° JOINING PLATE

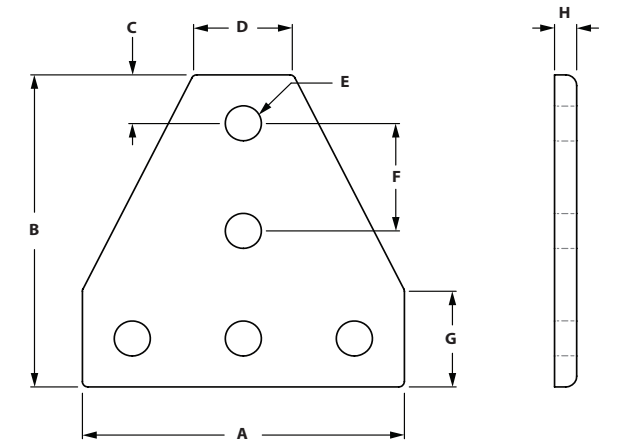


ITEM#	SLOT	EXTRUSION USE	A	B	C	D	E	F	G	H
671696	8	30 mm	88.50mm	88.50mm	14.25mm	27.00mm	7.00mm	30.00mm	27.00mm	5.00mm
671697	10	45 mm	133.00mm	133.00mm	21.50mm	41.00mm	9.00mm	45.00mm	41.00mm	6.00mm

RECOMMENDED FASTENERS

ITEM#	SLOT	QTY	DESCRIPTION
651333 & 671339	8	5	M6 x 12mm BHCS & M6 Hammer Nut
651345 & 671350	10	5	M8 x 16mm BHCS & M8 Hammer Nut

5 HOLE TEE JOINING PLATE

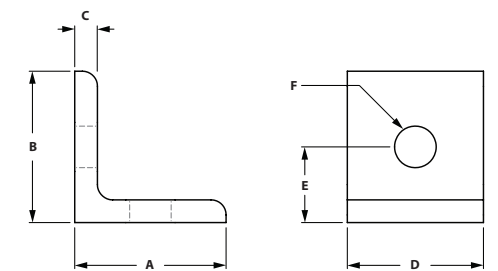



ITEM#	SLOT	EXTRUSION USE	A	B	C	D	E	F	G	H
671700	8	30 mm	87.00mm	87.00mm	13.50mm	27.00mm	7.00mm	30.00mm	27.00mm	5.00mm
671701	10	45 mm	131.00mm	131.00mm	20.50mm	41.00mm	9.00mm	45.00mm	41.00mm	6.00mm

RECOMMENDED FASTENERS

ITEM#	SLOT	QTY	DESCRIPTION
651333 & 671339	8	5	M6 x 12mm BHCS & M6 Hammer Nut
651345 & 671350	10	5	M8 x 16mm BHCS & M8 Hammer Nut

2 Hole Corner Bracket



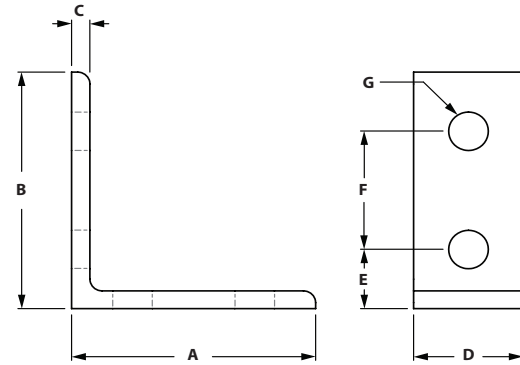
ITEM#	SLOT	EXTRUSION USE	A	B	C	D	E	F
671706	8	30 mm	30.00mm	30.00mm	5.00mm	30.00mm	15.00mm	7.00mm
671707	10	45 mm	45.00mm	45.00mm	6.00mm	41.00mm	22.50mm	9.00mm

RECOMMENDED FASTENERS

ITEM#	SLOT	QTY	DESCRIPTION
651333 & 671339	8	2	M6 x 12mm BHCS & M6 Hammer Nut
651345 & 671350	10	2	M8 x 16mm BHCS & M8 Hammer Nut

B-Series Brackets

4 Hole Vertical Corner Bracket

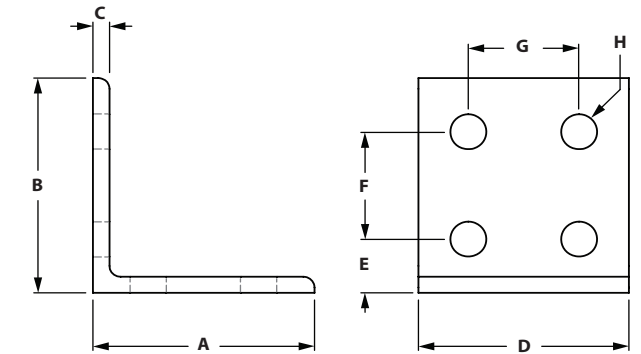


ITEM#	SLOT	EXTRUSION USE	A	B	C	D	E	F	G
671708	8	30 mm	60.00mm	60.00mm	5.00mm	27.00mm	15.00mm	30.00mm	7.00mm
671709	10	45 mm	90.00mm	90.00mm	6.00mm	41.00mm	22.50mm	45.00mm	9.00mm

RECOMMENDED FASTENERS

ITEM#	SLOT	QTY	DESCRIPTION
651333 & 671339	8	4	M6 x 12mm BHCS & M6 Hammer Nut
651345 & 671350	10	4	M8 x 16mm BHCS & M8 Hammer Nut

8 Hole Vertical Corner Bracket

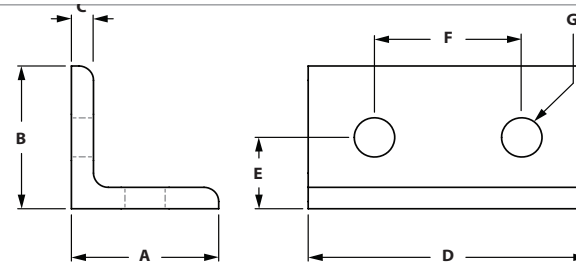


ITEM#	SLOT	EXTRUSION USE	A	B	C	D	E	F	G	H
671712	8	30 mm	60.00mm	60.00mm	5.00mm	57.00mm	15.00mm	30.00mm	30.00mm	7.00mm
671713	10	45 mm	90.00mm	90.00mm	6.00mm	86.00mm	22.50mm	45.00mm	45.00mm	9.00mm

RECOMMENDED FASTENERS

ITEM#	SLOT	QTY	DESCRIPTION
651333 & 671339	8	8	M6 x 12mm BHCS & M6 Hammer Nut
651345 & 671350	10	8	M8 x 16mm BHCS & M8 Hammer Nut

4 Hole Horizontal Corner Bracket



ITEM#	SLOT	EXTRUSION USE	A	B	C	D	E	F	G
671710	8	30 mm	30.00mm	30.00mm	5.00mm	57.00mm	15.00mm	30.00mm	7.00mm
671711	10	45 mm	45.00mm	45.00mm	6.00mm	86.00mm	22.50mm	45.00mm	9.00mm

RECOMMENDED FASTENERS

ITEM#	SLOT	QTY	DESCRIPTION
651333 & 671339	8	4	M6 x 12mm BHCS & M6 Hammer Nut
651345 & 671350	10	4	M8 x 16mm BHCS & M8 Hammer Nut

CONTENT

04 Fasteners

Roll In T-nuts	276-277
Standard T-nuts	277
Hammer T-Nuts	278
Screws	279-283
Washers, Hex & Flange Nuts	284
Bolt, Central & Milling Connectors	285-287

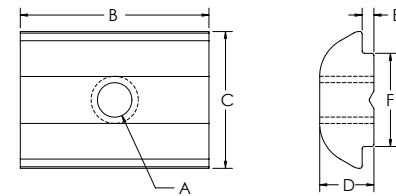
04 FASTENERS B-SERIES

B-Series Fasteners

ROLL IN TNUT



- Self-aligning T-nut
- Reduces assembly time
- Easy to drop in slot

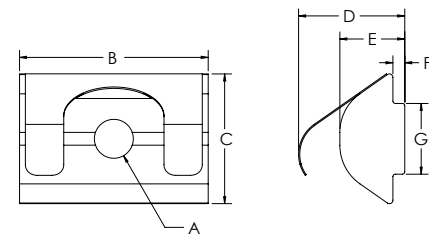


ITEM#	FINISH	SLOT	A	B	C	D	E	F
671068	Zinc Plated Steel	8	M4	16mm	11.6mm	4.6mm	1mm	7.9mm
671069	Zinc Plated Steel	8	M5	16mm	11.6mm	4.6mm	1mm	7.9mm
671070	Zinc Plated Steel	8	M6	16mm	11.6mm	4.6mm	1mm	7.9mm
671071	Zinc Plated Steel	8	M8	16mm	11.6mm	4.6mm	1mm	7.9mm
671064	Zinc Plated Steel	10	M4	19mm	14mm	5.2mm	1.5mm	9.9mm
671065	Zinc Plated Steel	10	M5	19mm	14mm	5.2mm	1.5mm	9.9mm
671066	Zinc Plated Steel	10	M6	19mm	14mm	5.2mm	1.5mm	9.9mm
671067	Zinc Plated Steel	10	M8	19mm	14mm	5.2mm	1.5mm	9.9mm
671317	Zinc Plated Steel	10	10-32	19mm	14mm	5.2mm	1.5mm	9.9mm
671315	Zinc Plated Steel	10	1/4-20	19mm	14mm	5.2mm	1.5mm	9.9mm
671319	Zinc Plated Steel	10	5/16-18	19mm	14mm	5.2mm	1.5mm	9.9mm

ROLL IN TNUT WITH SPRING LEAF



- Self-aligning T-nut
- Reduces assembly time
- Easy to drop in slot
- Spring leaf holds T-nut in vertical

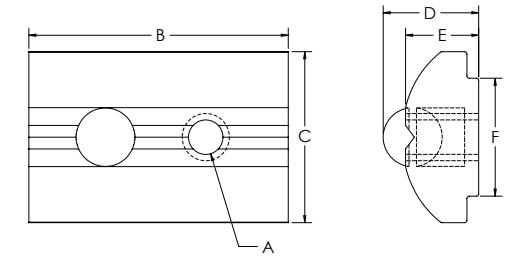


ITEM#	FINISH	SLOT	A	B	C	D	E	F	G
671324	Zinc Plated Steel	8	M4	16mm	11.6mm	9.8mm	4.6mm	1mm	7.9mm
671325	Zinc Plated Steel	8	M5	16mm	11.6mm	9.8mm	4.6mm	1mm	7.9mm
671326	Zinc Plated Steel	8	M6	16mm	11.6mm	9.8mm	4.6mm	1mm	7.9mm
671327	Zinc Plated Steel	8	M8	16mm	11.6mm	9.8mm	4.6mm	1mm	7.9mm

ROLL IN TNUT WITH BALL BEARING




- Self-aligning T-nut
- Reduces assembly time
- Easy to drop in slot
- Ball bearing holds T-nut in vertical

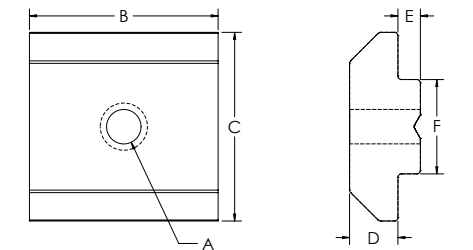


ITEM#	FINISH	SLOT	A	B	C	D	E	F
671060	Zinc Plated Steel	10	M4	22mm	14.5mm	7.1mm	6.2mm	10mm
671061	Zinc Plated Steel	10	M5	22mm	14.5mm	7.1mm	6.2mm	10mm
671062	Zinc Plated Steel	10	M6	22mm	14.5mm	7.1mm	6.2mm	10mm
671063	Zinc Plated Steel	10	M8	22mm	14.5mm	7.1mm	6.2mm	10mm
671307	Stainless Steel	10	M4	22mm	14.5mm	7.1mm	6.2mm	10mm
671308	Stainless Steel	10	M5	22mm	14.5mm	7.1mm	6.2mm	10mm
671309	Stainless Steel	10	M6	22mm	14.5mm	7.1mm	6.2mm	10mm
671310	Stainless Steel	10	M8	22mm	14.5mm	7.1mm	6.2mm	10mm

STANDARD TNUT



- Self-aligning T-nut
- Extrusion end loading



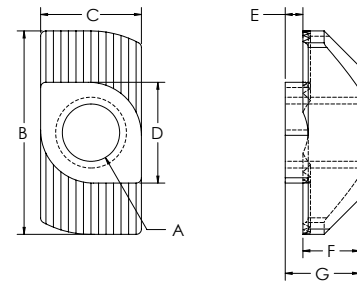
ITEM#	FINISH	SLOT	A	B	C	D	E	F
671052	Zinc Plated Steel	8	M4	16mm	16mm	6mm	1.9mm	8mm
671053	Zinc Plated Steel	8	M5	16mm	16mm	6mm	1.9mm	8mm
671054	Zinc Plated Steel	8	M6	16mm	16mm	6mm	1.9mm	8mm
671055	Zinc Plated Steel	8	M8	16mm	16mm	6mm	1.9mm	8mm
671056	Zinc Plated Steel	10	M4	20mm	19.5mm	10.6mm	5.1mm	9.8mm
671057	Zinc Plated Steel	10	M5	20mm	19.5mm	10.6mm	5.1mm	9.8mm
671058	Zinc Plated Steel	10	M6	20mm	19.5mm	10.6mm	5.1mm	9.8mm
671059	Zinc Plated Steel	10	M8	20mm	19.5mm	10.6mm	5.1mm	9.8mm

B-Series Fasteners

HAMMER TNUTS



- Loads from end or from side
- Ridges that penetrate anodic coat
- Strong connection

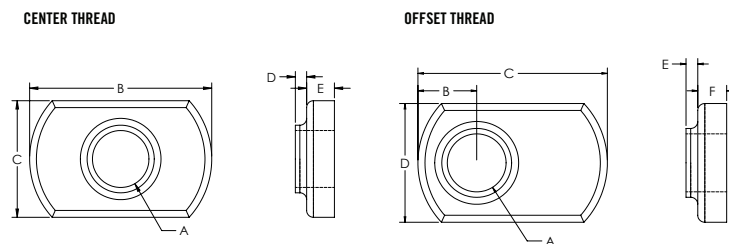


ITEM#	FINISH	SLOT	A	B	C	D	E	F	G
671332	Zinc Plated Steel	6	M4	11.5mm	5.7mm	5.7mm	1mm	3.2mm	4.2mm
671337	Zinc Plated Steel	8	M4	16mm	7.7mm	7.7mm	1.5mm	4.5mm	6mm
671338	Zinc Plated Steel	8	M5	16mm	7.7mm	7.7mm	1.5mm	4.5mm	6mm
671339	Zinc Plated Steel	8	M6	16mm	7.7mm	7.7mm	1.5mm	4.5mm	6mm
671336	Zinc Plated Steel	8	10-32	16mm	7.7mm	7.7mm	1.5mm	4.5mm	6mm
671334	Zinc Plated Steel	8	1/4-20	16mm	7.7mm	7.7mm	1.5mm	4.5mm	6mm
671340	Stainless Steel	8	M6	16mm	7.7mm	7.7mm	1.5mm	4.5mm	6mm
671335	Stainless Steel	8	1/4-20	16mm	7.7mm	7.7mm	1.5mm	4.5mm	6mm
671344	Zinc Plated Steel	10	M4	19mm	9.7mm	9.7mm	3mm	5.8mm	8.8mm
671347	Zinc Plated Steel	10	M5	19mm	9.7mm	9.7mm	3mm	5.8mm	8.8mm
671348	Zinc Plated Steel	10	M6	19mm	9.7mm	9.7mm	3mm	5.8mm	8.8mm
671350	Zinc Plated Steel	10	M8	19mm	9.7mm	9.7mm	3mm	5.8mm	8.8mm
671343	Zinc Plated Steel	10	10-32	19mm	9.7mm	9.7mm	3mm	5.8mm	8.8mm
671341	Zinc Plated Steel	10	1/4-20	19mm	9.7mm	9.7mm	3mm	5.8mm	8.8mm
671345	Steel	10	5/16-18	19mm	9.7mm	9.7mm	3mm	5.8mm	8.8mm
671349	Stainless Steel	10	M6	19mm	9.7mm	9.7mm	3mm	5.8mm	8.8mm
671351	Stainless Steel	10	M8	19mm	9.7mm	9.7mm	3mm	5.8mm	8.8mm
671342	Stainless Steel	10	1/4-20	19mm	9.7mm	9.7mm	3mm	5.8mm	8.8mm
671346	Stainless Steel	10	5/16-18	19mm	9.7mm	9.7mm	3mm	5.8mm	8.8mm

ECONOMY T-NUTS



- Economical
- Extrusion end loading



CENTER THREAD

ITEM#	FINISH	SLOT	A	B	C	D	E
651445	Black Zinc	8	M8 x 1.25	20.57mm	12.95mm	1.27mm	3.05mm

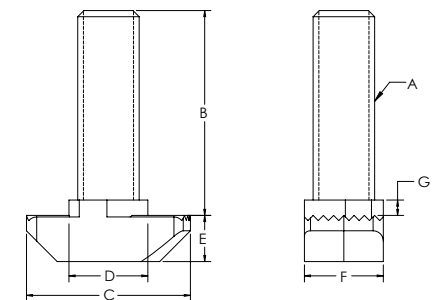
OFFSET THREAD

ITEM#	FINISH	SLOT	A	B	C	D	E	F
651366	Bright Zinc	8	M6 x 1.0	6.35mm	20.57mm	12.95mm	1.27mm	3.05mm
651367	Bright Zinc	8	M8 x 1.25	7.11mm	2.54mm	16.25mm	2.03mm	3.55mm

HAMMER HEAD SCREW



- Loads from end or from side
- Ridges that penetrate anodic coat to make strong connection



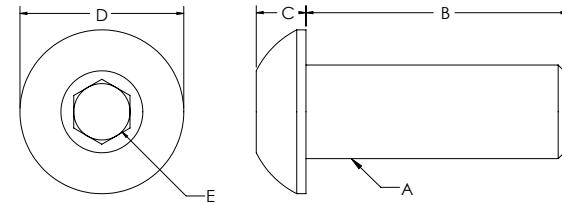
ITEM#	FINISH	SLOT	A	B	C	D	E	F	G
671352	Zinc Plated Steel	8	M6	20mm	16mm	7.7mm	4.5mm	7.7mm	3mm
671354	Zinc Plated Steel	8	M6	25mm	16mm	7.7mm	4.5mm	7.7mm	3mm
671356	Zinc Plated Steel	8	M6	30mm	16mm	7.7mm	4.5mm	7.7mm	3mm
671358	Zinc Plated Steel	8	M6	40mm	16mm	7.7mm	4.5mm	7.7mm	3mm
671360	Zinc Plated Steel	8	M6	60mm	16mm	7.7mm	4.5mm	7.7mm	3mm
671362	Zinc Plated Steel	10	M6	20mm	19mm	9.7mm	5.8mm	9.7mm	3mm
671364	Zinc Plated Steel	10	M6	25mm	19mm	9.7mm	5.8mm	9.7mm	3mm
671366	Zinc Plated Steel	10	M6	30mm	19mm	9.7mm	5.8mm	9.7mm	3mm
671368	Zinc Plated Steel	10	M6	40mm	19mm	9.7mm	5.8mm	9.7mm	3mm
671370	Zinc Plated Steel	10	M6	60mm	19mm	9.7mm	5.8mm	9.7mm	3mm
671372	Zinc Plated Steel	10	M8	20mm	19mm	9.7mm	5.7mm	9.7mm	3mm
671374	Zinc Plated Steel	10	M8	25mm	19mm	9.7mm	5.7mm	9.7mm	3mm
671376	Zinc Plated Steel	10	M8	30mm	19mm	9.7mm	5.7mm	9.7mm	3mm
671378	Zinc Plated Steel	10	M8	40mm	19mm	9.7mm	5.7mm	9.7mm	3mm
671380	Zinc Plated Steel	10	M8	60mm	19mm	9.7mm	5.7mm	9.7mm	3mm
671363	Stainless Steel	10	M6	20mm	19mm	9.7mm	5.8mm	9.7mm	3mm
671365	Stainless Steel	10	M6	25mm	19mm	9.7mm	5.8mm	9.7mm	3mm
671367	Stainless Steel	10	M6	30mm	19mm	9.7mm	5.8mm	9.7mm	3mm
671369	Stainless Steel	10	M6	40mm	19mm	9.7mm	5.8mm	9.7mm	3mm
671371	Stainless Steel	10	M6	60mm	19mm	9.7mm	5.8mm	9.7mm	3mm
671373	Stainless Steel	10	M8	20mm	19mm	9.7mm	5.7mm	9.7mm	3mm
671375	Stainless Steel	10	M8	25mm	19mm	9.7mm	5.7mm	9.7mm	3mm
671377	Stainless Steel	10	M8	30mm	19mm	9.7mm	5.7mm	9.7mm	3mm
671379	Stainless Steel	10	M8	40mm	19mm	9.7mm	5.7mm	9.7mm	3mm
671381	Stainless Steel	10	M8	60mm	19mm	9.7mm	5.7mm	9.7mm	3mm

B-Series Fasteners

BUTTON HEAD SOCKET CAP SCREW



- Grade 8 or stronger
- Alloy steel
- ANSI B18.3 rating

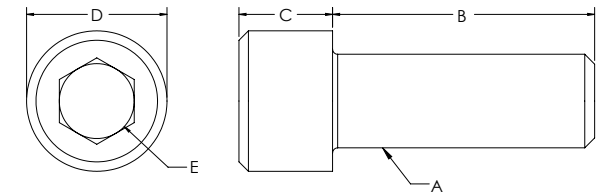


ITEM#	FINISH	A	B	C	D	E
699936	Black Phosphate	M6	10mm	3.15mm	10.35mm	4.58mm
651333	Black Phosphate	M6	12mm	3.15mm	10.35mm	4.58mm
651570	Black Phosphate	M6	14mm	3.15mm	10.35mm	4.58mm
651335	Black Phosphate	M6	16mm	3.15mm	10.35mm	4.58mm
651579	Black Phosphate	M6	18mm	3.15mm	10.35mm	4.58mm
651340	Black Phosphate	M6	20mm	3.15mm	10.35mm	4.58mm
651661	Bright Zinc	M6	20mm	3.15mm	10.35mm	4.58mm
651341	Black Phosphate	M6	25mm	3.15mm	10.35mm	4.58mm
651343	Black Phosphate	M8	12mm	4.25mm	13.75mm	5.72mm
651580	Black Phosphate	M8	14mm	4.25mm	13.75mm	5.72mm
651345	Black Phosphate	M8	16mm	4.25mm	13.75mm	5.72mm
651581	Black Phosphate	M8	18mm	4.25mm	13.75mm	5.72mm
651347	Black Phosphate	M8	20mm	4.25mm	13.75mm	5.72mm
651351	Black Phosphate	M8	25mm	4.25mm	13.75mm	5.72mm

SOCKET HEAD CAP SCREW



- Grade 8 or stronger
- Alloy steel
- ANSI B18.3 rating



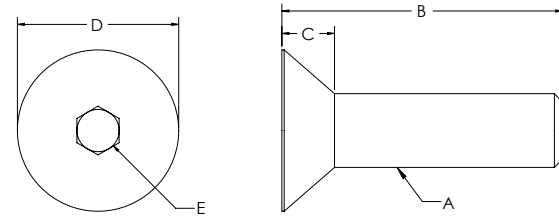
ITEM#	FINISH	A	B	C	D	E
699933	Black Phosphate	M5	16mm	4.91mm	8.33mm	4.58mm
699932	Black Phosphate	M6	10mm	5.85mm	10.00mm	5.72mm
651332	Black Phosphate	M6	12mm	5.85mm	10.00mm	5.72mm
651546	Black Phosphate	M6	14mm	5.85mm	10.00mm	5.72mm
651334	Black Phosphate	M6	16mm	5.85mm	10.00mm	5.72mm
651573	Black Phosphate	M6	18mm	5.8mm	10.00mm	5.72mm
651337	Black Phosphate	M6	20mm	5.85mm	10.00mm	5.72mm
651338	Black Phosphate	M6	25mm	5.85mm	10.00mm	5.72mm
658592	Black Phosphate	M6	35mm	5.85mm	10.00mm	5.72mm
651342	Black Phosphate	M8	12mm	7.82mm	13.10mm	6.86mm
651575	Black Phosphate	M8	14mm	7.82mm	13.10mm	6.86mm
651344	Black Phosphate	M8	16mm	7.82mm	13.10mm	6.86mm
651577	Black Phosphate	M8	18mm	7.82mm	13.10mm	6.86mm
651346	Black Phosphate	M8	20mm	7.82mm	13.10mm	6.86mm
651350	Black Phosphate	M8	25mm	7.82mm	13.10mm	6.86mm
651354	Bright Zinc	M8	30mm	7.82mm	13.10mm	6.86mm
682660	Black Phosphate	M8	35mm	7.82mm	13.10mm	6.86mm
651542	Black Phosphate	M8	40mm	7.82mm	13.10mm	6.86mm
651562	Black Phosphate	M8	45mm	7.82mm	13.10mm	6.86mm
651553	Black Phosphate	M8	50mm	7.82mm	13.10mm	6.86mm
651563	Black Phosphate	M8	60mm	7.82mm	13.10mm	6.86mm
651564	Black Phosphate	M8	80mm	7.82mm	13.10mm	6.86mm

B-Series Fasteners

FLATHEAD SOCKET CAP SCREW



- Grade 8 or stronger
- Alloy steel
- ANSI B18.3 rating

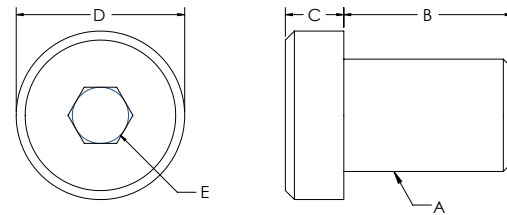


ITEM#	FINISH	A	B	C	D	E
651680	Black Phosphate	M4	8mm	2.20mm	8.00mm	2.5mm
651582	Black Phosphate	M5	20mm	3.00mm	9.70mm	3mm
651515	Black Phosphate	M6	12mm	3.72mm	11.78mm	4mm
651571	Black Phosphate	M6	14mm	3.72mm	11.78mm	4mm
651516	Black Phosphate	M6	16mm	3.72mm	11.78mm	4mm
651572	Black Phosphate	M6	18mm	3.72mm	11.78mm	4mm
651549	Black Phosphate	M6	20mm	3.72mm	11.78mm	4mm
651578	Black Phosphate	M8	12mm	4.96mm	15.66mm	5mm
651574	Black Phosphate	M8	14mm	4.96mm	15.66mm	5mm
651517	Black Phosphate	M8	16mm	4.96mm	15.66mm	5mm
651576	Black Phosphate	M8	18mm	4.96mm	15.85mm	5mm
651518	Bright Zinc	M8	20mm	4.96mm	15.85mm	5mm

LOWHEAD SOCKET CAP SCREW



- Grade 8 or stronger
- Alloy steel
- ANSI B18.3 rating

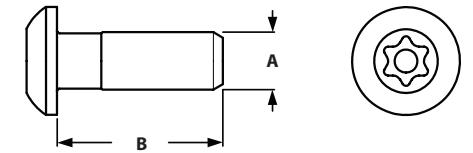


ITEM#	FINISH	A	B	C	D	E
682961	Black Phosphate	M8	30.00mm	4.93mm	12.90mm	5mm

SELF TAPPING SCREW



- No thread cutter necessary
- Special form of head of the screw and self tapping thread
- Connects two profiles, access required for tightening
- See page 440 for machining

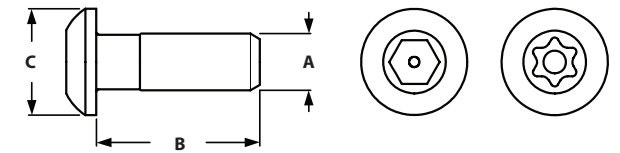


ITEM#	FINISH	SLOT	SOCKET	A	B
671114	Zinc Plated Steel	8/10	Torque	S8	25mm
671115	Zinc Plated Steel	10	Torque	S12	30mm

CONNECTION SCREW



- Connects two profiles, access required for tightening
- See page 440 for machining



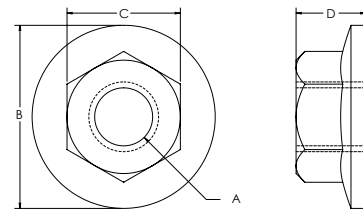
ITEM#	FINISH	SLOT	SOCKET	A	B	C
671112	Zinc Plated Steel	10	Hexagon	M12	30mm	19mm
671113	Zinc Plated Steel	10	Torque	M12	30mm	19mm

B-Series Fasteners

FLANGED NUT

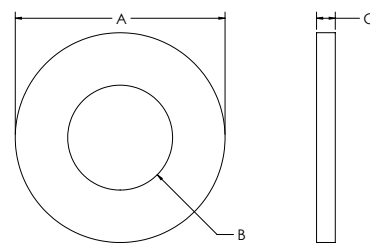


◦ To be used in conjunction with hammer head screw



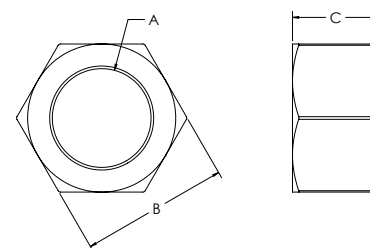
ITEM#	FINISH	A	B	C	D
671682	Zinc Plated Steel	M6	14mm	10mm	6mm
671610	Zinc Plated Steel	M8	21mm	13mm	8mm

WASHERS



ITEM#	FINISH	TYPE	A	B	C
651550	Bright Zinc	M5	10.00mm	5.20mm	1.00mm
651388	Bright Zinc	M6	11.80mm	6.50mm	1.60mm
651387	Black Zinc	M8	15.70mm	8.50mm	1.75mm
681813	Bright Zinc	M10	19.75mm	10.60mm	2.00mm

HEX NUTS

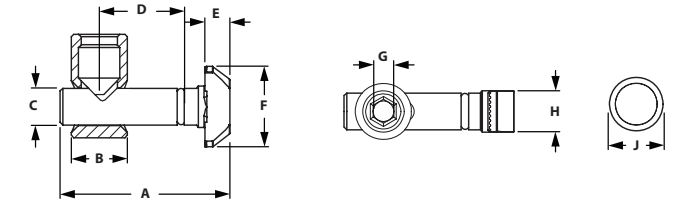


ITEM#	FINISH	A	B	C
651352	Black Zinc	M6	9.80mm	4.80mm
651353	Black Zinc	M8	12.80mm	6.30mm
680597	Bright Zinc	M12	18.80mm	9.80mm

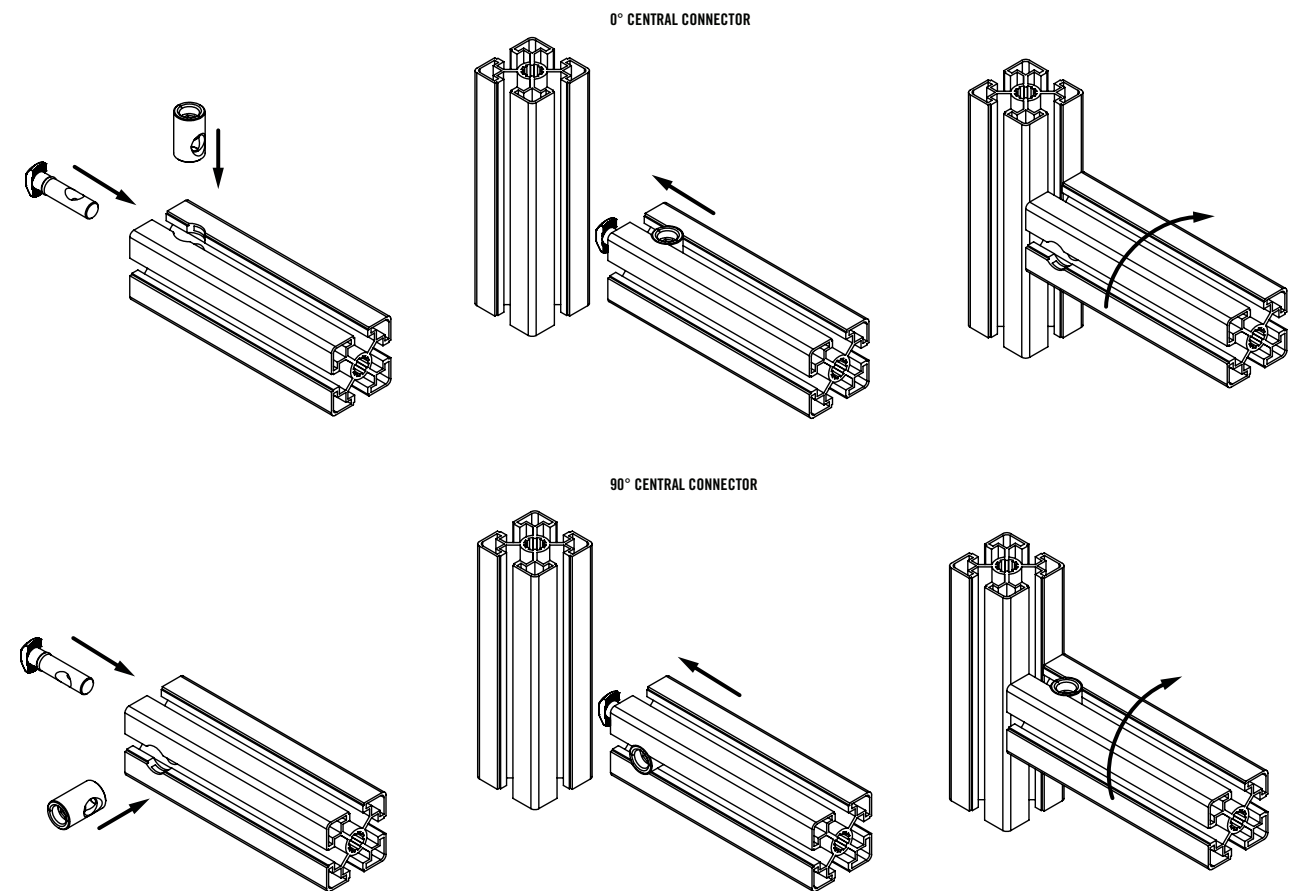
CENTRAL CONNECTORS



◦ Connect aluminum profiles at right angles
 ◦ Through hole must be drilled on one of the profiles to provide access to tightening screw
 ◦ See page 446 for machining



ITEM#	FINISH	SLOT	DEGREE	A	B	C	D	E	F	G	H	J
659893	Zinc Plated Steel	8	0°	33 mm	11 mm	7.1 mm	18 mm	4.8 mm	15.5 mm	4 mm	8 mm	11 mm
682994	Zinc Plated Steel	8	90°	33 mm	11 mm	7.1 mm	18 mm	4.8 mm	15.5 mm	4 mm	8 mm	11 mm
659730	Zinc Plated Steel	10	0°	45.5 mm	17 mm	9.8 mm	22.5 mm	5.5 mm	19.6 mm	6 mm	10 mm	17 mm
659669	Zinc Plated Steel	10	90°	45.5 mm	17 mm	9.8 mm	22.5 mm	5.5 mm	19.6 mm	6 mm	10 mm	17 mm

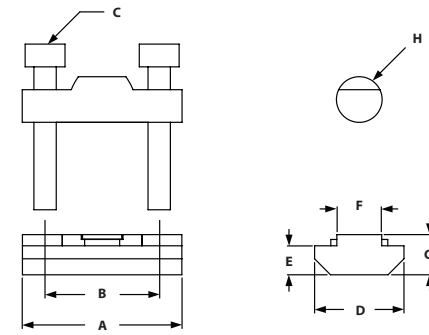


B-Series Fasteners

BOLT CONNECTOR



- Connect aluminum profiles at right angles
- A 8mm thru hole must be drilled
- See page 446 for machining

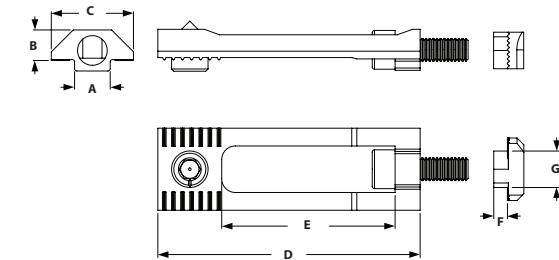


ITEM#	FINISH	SLOT	A	B	C-BOLT	D	E	F	G	H
671600	Zinc Plated Steel	8	28mm	20mm	M4 x 25mm SHCS	15.7mm	5mm	7.8mm	6.7mm	8mm

MILLING CONNECTOR



- For fast connection of two tslot profiles, zinc plated
- Requires no machining

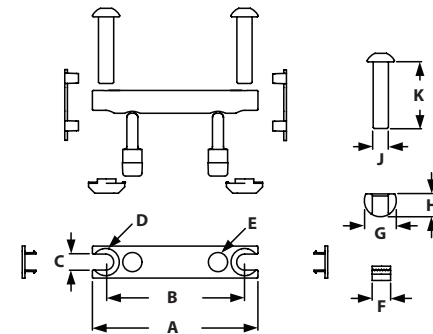


ITEM#	FINISH	SLOT	A	B	C	D	E	F	G
671606	Zinc Plated Steel	8	16mm	6.3mm	8mm	57.5mm	38mm	1.5mm	8mm
671607	Zinc Plated Steel	10	19.5mm	5.5mm	10mm	59mm	38mm	3mm	10mm

BOLT CONNECTOR WITH CAP



- Connect aluminum profiles at right angles
- A 8 or 10mm thru hole must be drilled
- See page 446 for machining



ITEM#	FINISH	SLOT	A	B	C	D	E	F	G	H	J	K
671602	Zinc Plated Steel	10	42mm	27.5mm	8.4mm	14.3mm	8.1mm	10mm	16.8mm	12mm	M8	35mm
671605	Zinc Plated Steel	10	87mm	73mm	8.4mm	14.3mm	8.1mm	10mm	16.8mm	12mm	M9	35mm

CONTENT

05 TSLOTS Hardware

Swivel Feet Base & Rods	290
Adjustable Leveling Foot	291
Hinges	291-293
Handles	293-294
Magnetic Catch & Door Catches	295-297
Binding Blocks	297-298
Rollers & Plate Connector	299
Pivot & Turning Angles	300-301
Base Plates	302
End Caps & Covers	303
Tool Hanger & Cup Holder	304
Profile Connectors	305-306
Floor Brackets & Mounts	307-309
Pivot Joints	310-314

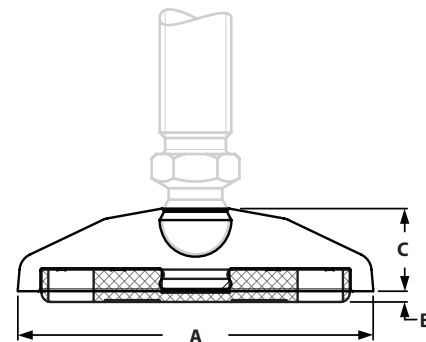
05 TSLOTS HARDWARE B-SERIES

TSLOTS Hardware

BASE FOR SWIVEL FEET WITH ANTI-SLIP



- A swiveling leveling foot for stable positioning on uneven floors
- Fiberglass reinforced nylon or stainless steel

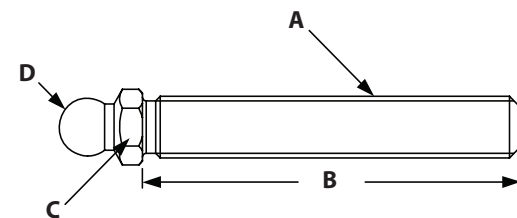


ITEM#	MATERIAL	A	B	C	LOAD CAPACITY
671386	Nylon	29mm	2mm	18mm	500 lbs
671384	Stainless Steel	29mm	2mm	18mm	2000 lbs
671392	Nylon	39mm	2mm	18mm	900 lbs
671390	Stainless Steel	39mm	2mm	18mm	3000 lbs
671398	Nylon	44mm	2mm	18mm	900 lbs
671396	Stainless Steel	44mm	2mm	18mm	3000 lbs
671410	Nylon	59mm	2mm	18mm	900 lbs
671408	Stainless Steel	59mm	2mm	18mm	3500 lbs
671425	Nylon	79mm	2mm	18mm	900 lbs
671418	Stainless Steel	79mm	2mm	18mm	3500 lbs

THREADED ROD FOR SWIVEL FEET



- Threaded Rod for swiveling feet
- Zinc plated steel
- Swiveling range 20°

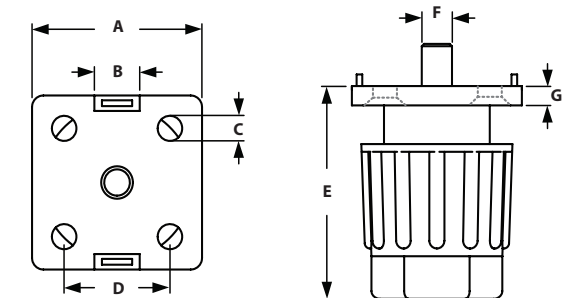


ITEM#	MATERIAL	A	B	C	D	LOAD CAPACITY
671461	Steel	M8	40mm	14mm	15mm	350 lbs
671475	Steel	M12	45mm	14mm	15mm	770 lbs
671479	Steel	M12	100mm	14mm	15mm	770 lbs
671493	Steel	M16	66mm	17mm	15mm	1450 lbs
671495	Steel	M16	100mm	17mm	15mm	1450 lbs
671499	Steel	M16	150mm	17mm	15mm	1450 lbs

ADJUSTABLE LEVELING FOOT



- Easy height adjustable leveling foot fastening to aluminum profiles
- Housing: Fiberglass reinforced nylon
- Mechanism: Zinc plated steel

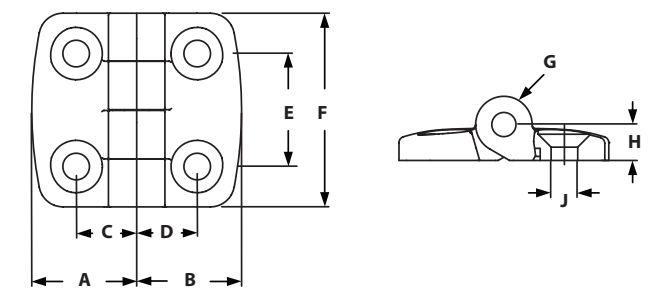


ITEM#	A	B-SLOT	C	D	E	F-THREAD	G	LOAD CAPACITY
671596	30mm	8	4.3mm	20.5mm	35-50mm	M8	5mm	330 lbs
671597	40mm	10	6.5mm	28mm	45-65mm	M8	5mm	332 lbs
671598	45mm	10	6.3mm	28mm	45-65mm	M8	5mm	335 lbs
671599	50mm	10	6.3mm	28mm	45-65mm	M8	5mm	337 lbs

PLASTIC COMBI HINGES



- Hinges to panels or extrusion



ITEM#	SERIES	DESCRIPTION	A	B	C	D	E	F	G	H	J
671247	30	30/30	29.5mm	29.5mm	17.5mm	17.5mm	28mm	48mm	14mm	9mm	6.6mm
671250	30	30/40	29.5mm	38.5mm	17.5mm	22.5mm	28mm	48mm	14mm	9mm	6.6mm
671253	30	30/45	29.5mm	43.5mm	17.5mm	25mm	28mm	48mm	14mm	9mm	6.6mm
671256	30	30/50	29.5mm	48.5mm	17.5mm	27.5mm	28mm	48mm	14mm	9mm	6.6mm
671259	30	30/60	29.5mm	57.5mm	17.5mm	32.5mm	28mm	48mm	14mm	9mm	6.6mm
671274	45	45/45	43.5mm	43.5mm	25mm	25mm	28mm	48mm	14mm	9mm	6.6mm
671277	45	45/50	43.5mm	48.5mm	25mm	27.5mm	28mm	48mm	14mm	9mm	6.6mm
671280	45	45/60	43.5mm	57.5mm	25mm	32.5mm	28mm	48mm	14mm	9mm	6.6mm
671289	60	60/60	57.5mm	57.5mm	32.5mm	32.5mm	28mm	48mm	14mm	9mm	6.6mm

RECOMMENDED FASTENERS (TO EXTRUSION SLOT)

ITEM#	SLOT	QTY	DESCRIPTION
651515 & 671339	8	4	M6 x 12mm FHSCS & M6 Hammer Nut
651515 & 671348	10	4	M6 x 12mm FHSCS & M6 Hammer Nut

RECOMMENDED FASTENERS (TO PANEL)

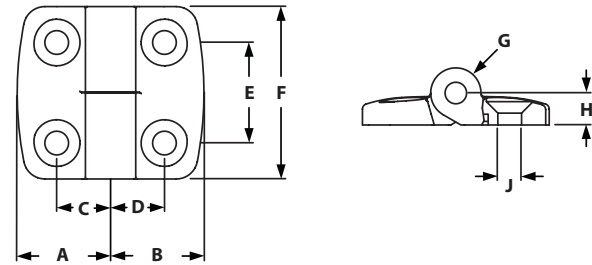
ITEM#	SLOT	QTY	BOLT	HEX NUT	WASHER
651516, 651388, 651352	8/10	4	M6 x 20mm FHSCS	Yes	Yes

TSLOTS Hardware

PLASTIC COMBI LIFT OFF HINGES



◦ Connects to panels or extrusion



ITEM#	SLOT	DESCRIPTION	LIFT OFF	A	B	C	D	E	F	G	H	J
671248	8	30/30	Left Hand	29.5mm	29.5mm	17.5mm	17.5mm	28mm	48mm	14mm	9mm	6.6mm
671251	8	30/40	Left Hand	29.5mm	38.5mm	17.5mm	22.5mm	28mm	48mm	14mm	9mm	6.6mm
671254	8	30/45	Left Hand	29.5mm	43.5mm	17.5mm	25mm	28mm	48mm	14mm	9mm	6.6mm
671257	8	30/50	Left Hand	29.5mm	48.5mm	17.5mm	27.5mm	28mm	48mm	14mm	9mm	6.6mm
671260	8	30/60	Left Hand	29.5mm	57.5mm	17.5mm	32.5mm	28mm	48mm	14mm	9mm	6.6mm
671249	8	30/30	Right Hand	29.5mm	29.5mm	17.5mm	17.5mm	28mm	48mm	14mm	9mm	6.6mm
671252	8	30/40	Right Hand	29.5mm	38.5mm	17.5mm	22.5mm	28mm	48mm	14mm	9mm	6.6mm
671255	8	30/45	Right Hand	29.5mm	43.5mm	17.5mm	25mm	28mm	48mm	14mm	9mm	6.6mm
671258	8	30/50	Right Hand	29.5mm	48.5mm	17.5mm	27.5mm	28mm	48mm	14mm	9mm	6.6mm
671261	8	30/60	Right Hand	29.5mm	57.5mm	17.5mm	32.5mm	28mm	48mm	14mm	9mm	6.6mm
671275	10	45/45	Left Hand	43.5mm	43.5mm	25mm	25mm	28mm	48mm	14mm	9mm	6.6mm
671278	10	45/50	Left Hand	43.5mm	48.5mm	25mm	27.5mm	28mm	48mm	14mm	9mm	6.6mm
671281	10	45/60	Left Hand	43.5mm	57.5mm	25mm	32.5mm	28mm	48mm	14mm	9mm	6.6mm
671276	10	45/45	Right Hand	43.5mm	43.5mm	25mm	25mm	28mm	48mm	14mm	9mm	6.6mm
671279	10	45/50	Right Hand	43.5mm	48.5mm	25mm	27.5mm	28mm	48mm	14mm	9mm	6.6mm
671282	10	45/60	Right Hand	43.5mm	57.5mm	25mm	32.5mm	28mm	48mm	14mm	9mm	6.6mm

RECOMMENDED FASTENERS (TO EXTRUSION SLOT)

ITEM#	SLOT	QTY	DESCRIPTION
651515 & 671339	8	4	M6 x 12mm FHSCS & M6 Hammer Nut
651515 & 671348	10	4	M6 x 12mm FHSCS & M6 Hammer Nut

RECOMMENDED FASTENERS (TO PANEL)

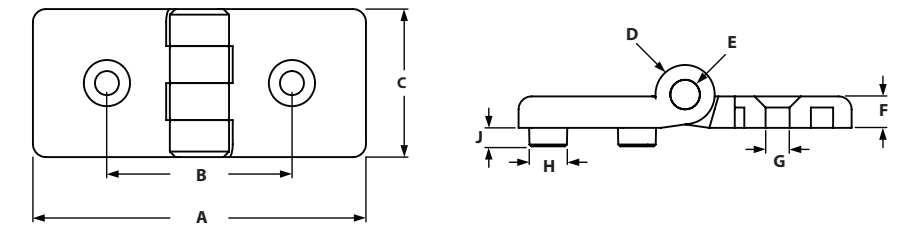
ITEM#	SLOT	QTY	BOLT	HEX NUT	WASHER
651516, 651388, 651352	8/10	4	M6 x 20mm FHSCS	Yes	Yes

HEAVY DUTY PLASTIC HINGE



◦ Connects to panels or extrusion

◦ Each plate has two holes to fit locating pins




ITEM#	SLOT	A	B	C	D	E	F	G	H-SLOT	J
671050	10	90mm	50mm	40mm	16mm	8mm	9mm	6.5mm	10	5mm

RECOMMENDED FASTENERS

ITEM#	SLOT	QTY	DESCRIPTION
651549 & 671348	10	2	M6 x 20mm FHSCS & M6 Hammer Nut

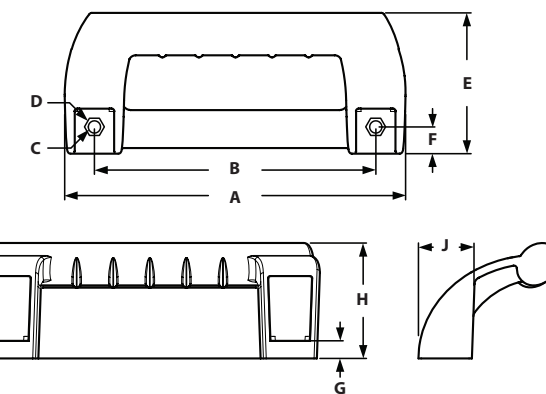
MACHINE HANDLE



◦ Large machine handle with ergonomic design and finger protection

◦ Mounts on doors, flaps, and extrusion

◦ Cover caps are included



ITEM#	SLOT	A	B	C	D	E	F	G	H	J
671017	10	240mm	200mm	8.7mm	15.5mm	100mm	19mm	12.5mm	82mm	38mm

RECOMMENDED FASTENERS

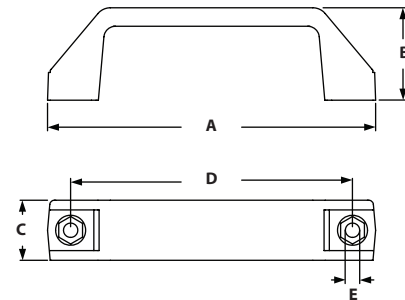
ITEM#	SLOT	QTY	DESCRIPTION
651344	10	2	M8 x 16mm SHCS
671350	10	2	M8 Hammer Nut

TSLOTS Hardware

BRIDGE HANDLE



◦ Mounts on doors, flaps, and extrusion



ITEM#	SLOT	A	B	C	D	E
671015	8/10	142mm	40mm	26mm	122mm	6.2mm
671016	8/10	170mm	52mm	28mm	152mm	6.2mm

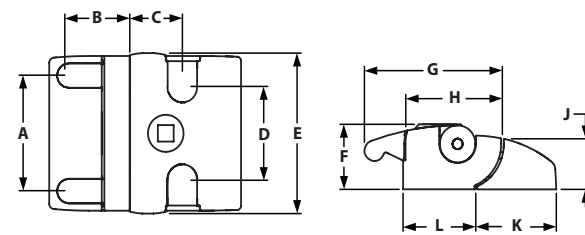
RECOMMENDED FASTENERS

ITEM#	SLOT	HANDLE	QTY	DESCRIPTION
651546 & 671339	8	671015 & 671016	2	M6 x 14mm SHCS & M6 Hammer Nut
651334 & 671348	10	671015	2	M6 x 16mm SHCS & M6 Hammer Nut
651573 & 671348	10	671016	2	M6 x 18mm SHCS & M6 Hammer Nut

SLAM LATCH



◦ Surface: Black powder coat
 ◦ Material: Die-cast zinc
 ◦ Ideal for cabinets and guarding



ITEM#	LOCK	A	B	C	D	E	F	G	H	J
671072	Universal	80mm	64.5mm	75mm	20mm	35mm	38mm	30mm	66mm	53mm
671073	Unique	80mm	64.5mm	75mm	20mm	35mm	38mm	30mm	66mm	53mm
671074	Without	80mm	64.5mm	75mm	20mm	35mm	38mm	30mm	66mm	53mm

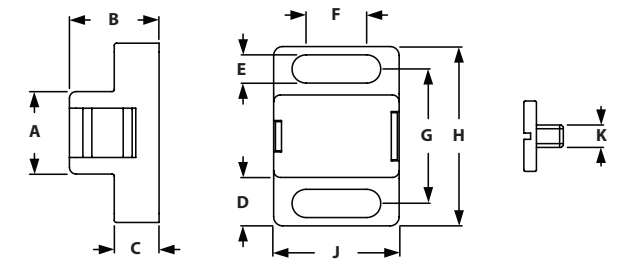
RECOMMENDED FASTENERS

ITEM#	SLOT	QTY	DESCRIPTION
651546	10	4	M6 x 14mm SHCS
671348	10	4	M6 Hammer Nut

MAGNETIC CATCH



◦ A quick locking device for doors, adaptable to the thickness of the panel units
 ◦ Fiberglass reinforced nylon



ITEM#	SLOT	A	B	C	D	E	F	G	H	J	K
671031	8/10	19mm	20mm	10mm	10.5mm	6.3mm	13.5mm	30mm	40mm	28mm	M5

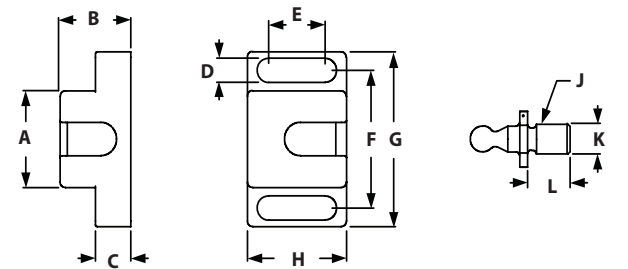
RECOMMENDED FASTENERS

ITEM#	SLOT	QTY	DESCRIPTION
651335 & 671339	8	2	M6 x 16mm BHSCS & M6 Hammer Nut
651579 & 671348	10	2	M6 x 18mm BHSCS & M6 Hammer Nut

BALL CATCH



◦ A quick locking device for doors, adaptable to the thickness of the panel units
 ◦ Fiberglass reinforced nylon



ITEM#	SLOT	A	B	C	D	E	F	G	H	J	K	L
671032	8/10	26mm	20mm	10mm	6.5mm	16mm	37mm	47mm	28mm	M8	M8	12mm

RECOMMENDED FASTENERS

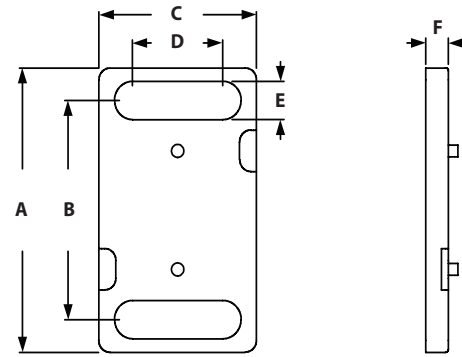
ITEM#	SLOT	QTY	DESCRIPTION
651335 & 671339	8	2	M6 x 16mm BHSCS & M6 Hammer Nut
651579 & 671348	10	2	M6 x 18mm BHSCS & M6 Hammer Nut

TSLOTS Hardware

SPACER FOR BALL CATCH



◦ To increase the distance to the extrusion profile from the Ball Catch



ITEM#	MATERIAL	A	B	C	D	E	F
671086	Black Nylon	48mm	37mm	28mm	16mm	6.5mm	4mm

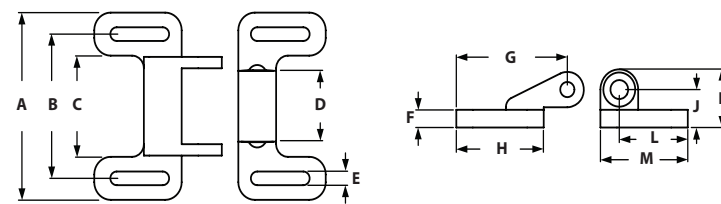
RECOMMENDED FASTENERS

ITEM#	SLOT	QTY	DESCRIPTION
651340 & 671339	8/10	2	M6 x 20mm BHSCS & M6 Hammer Nut

DOUBLE BALL CATCH



◦ A quick locking device for doors and flaps with and without border
◦ Fiberglass reinforced nylon



ITEM#	SLOT	A	B	C	D	E	F	G	H	J	K	L	M
671075	8/10	74mm	57mm	40mm	28mm	5.4mm	7mm	47mm	37mm	15mm	23mm	29mm	37mm

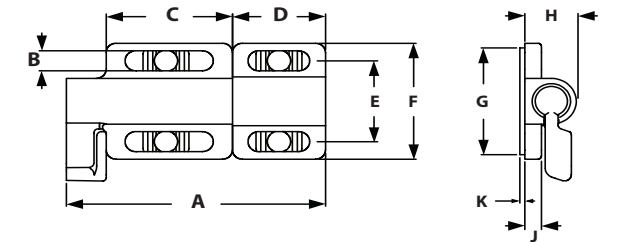
RECOMMENDED FASTENERS

ITEM#	SLOT	QTY	DESCRIPTION
699938 & 671338	8	4	M5 x 14mm BHSCS & M5 Hammer Nut
699937 & 671347	10	4	M5 x 16mm BHSCS & M5 Hammer Nut

DOOR LATCH



◦ For easy closing of doors and flaps, with spring-loaded clamp
◦ Including separate slot fixation strips
◦ Die-cast zinc



ITEM#	SLOT	A	B	C	D	E	F	G	H	J	K
671033	8/10	78mm	6.6mm	38mm	28mm	26.5mm	38mm	35mm	16mm	5mm	1.5mm

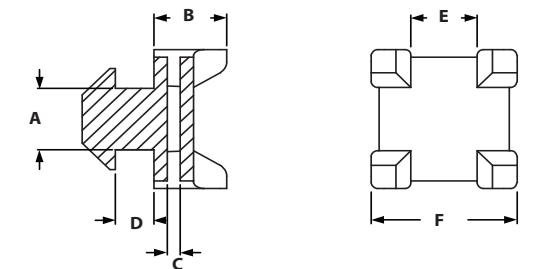
RECOMMENDED FASTENERS

ITEM#	SLOT	QTY	DESCRIPTION
651333 & 671339	8	4	M6 x 12mm BHSCS & M6 Hammer Nut
651335 & 671348	10	4	M6 x 16mm BHSCS & M6 Hammer Nut

CROSS CABLE BINDING BLOCK



◦ To secure cables to extrusion in two directions
◦ Can be mounted into the slot by a quarter turn
◦ Fiberglass reinforced nylon



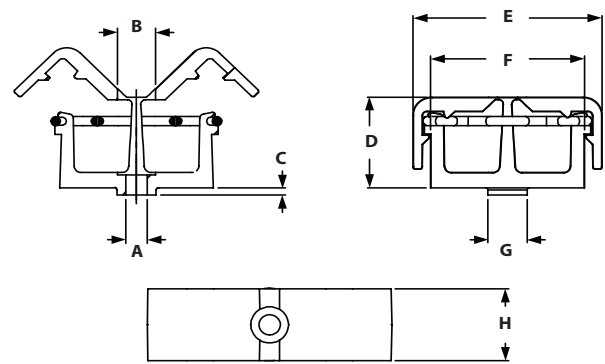
ITEM#	SLOT	A	B	C	D	E	F
671639	8	8mm	11mm	2mm	2mm	10mm	22mm
671041	10	10mm	11mm	2mm	5.8mm	10mm	22mm

TSLOTS Hardware

CLIP CABLE BINDER



- To fix cables without the need of cable ties, can be opened and closed again.
- Fiberglass reinforced nylon



ITEM#	SLOT	A	B	C	D	E	F	G	H
671089	8	4.5mm	8mm	2.5mm	20mm	40mm	32.6mm	8mm	16mm
671090	10	4.5mm	8mm	2.5mm	20mm	40mm	32.6mm	10mm	16mm

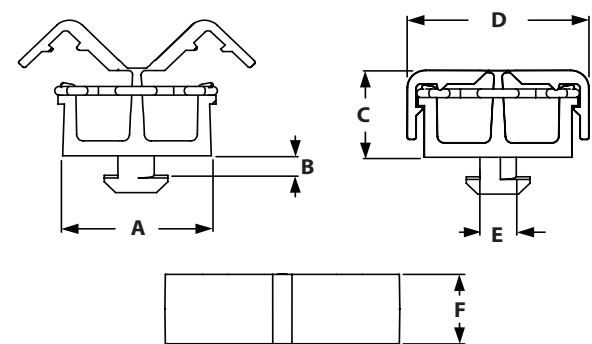
RECOMMENDED FASTENERS

ITEM#	SLOT	QTY	DESCRIPTION
680748 & 671337	8	1	M4 x 8mm SHCS & M4 Hammer Nut
651586 & 671344	10	1	M4 x 12mm SHCS & M4 Hammer Nut

CLIP CABLE BINDER WITH HAMMER



- To fix cables without the need of cable ties, can be opened and closed again.
- Fiberglass reinforced nylon

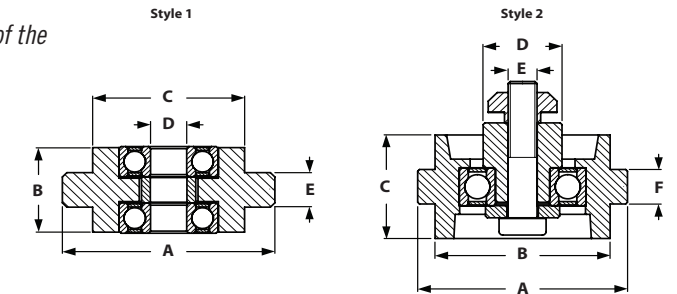


ITEM#	SLOT	A	B	C	D	E	F
671092	8	32.6mm	2mm	20mm	40mm	8mm	16mm
671091	10	32.6mm	5.9mm	20mm	40mm	10mm	16mm

ROLLERS



- To guide moving parts in the slot of the extrusion
- Fiberglass reinforced nylon

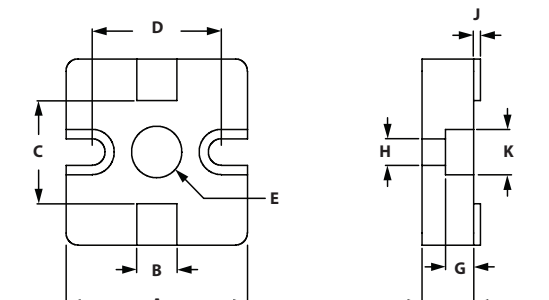


ITEM#	SLOT	STYLE	A	B	C	D	E	F
671027	8	1	39mm	17.6mm	25.8mm	6mm	8mm	N/A
671028	10	1	39mm	17.6mm	25.8mm	6mm	10mm	N/A
671029	10	1	47mm	19.6mm	33.6mm	8mm	10mm	N/A
671030	10	2	58mm	48.4mm	30mm	21.8mm	M8	10mm

PLATE CONNECTOR



- Connects two extrusions to form a tee connection



ITEM#	CONNECTOR	SLOT	A	B	C	D	E	F	G	H	J	K
671609	Plain	10	45mm	10mm	25mm	32mm	12.5mm	13mm	7mm	6.5mm	1.7mm	11mm
671608	Alu color	10	45mm	10mm	25mm	32mm	12.5mm	13mm	7mm	6.5mm	1.7mm	11mm

RECOMMENDED FASTENERS

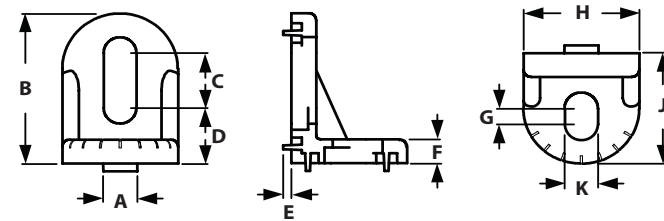
ITEM#	SLOT	QTY	DESCRIPTION
651344	10	3	M8 x 16mm SHCS
671350	10	3	M8 Hammer Nut

TSLOTS Hardware

TURNING ANGLE 30



- Connects to extrusion at various angles from 0° to 180°
- Die-cast aluminum



ITEM#	SLOT	A	B	C	D	E	F	G	H	J	K
671234	8/10	8mm	38mm	14mm	14mm	2mm	6mm	4mm	28mm	28mm	8mm

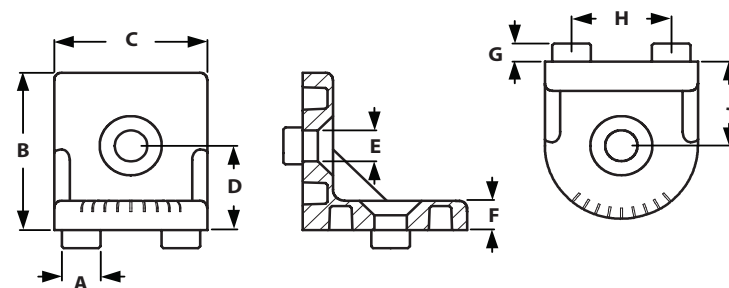
RECOMMENDED FASTENERS

ITEM#	SLOT	QTY	DESCRIPTION
651343 & 671055	8	2	M8 x 12mm BHSCS & M8 Self-Aligning Trnut
651345 & 671350	10	2	M8 x 16mm BHSCS & M8 Hammer Nut

TURNING ANGLE 45



- Connects to extrusion at various angles from 0° to 180°
- Die-cast aluminum



ITEM#	SLOT	A	B	C	D	E	F	G	H	J
671235	10	10mm	43mm	40mm	23mm	8.5mm	8mm	5mm	26mm	23mm

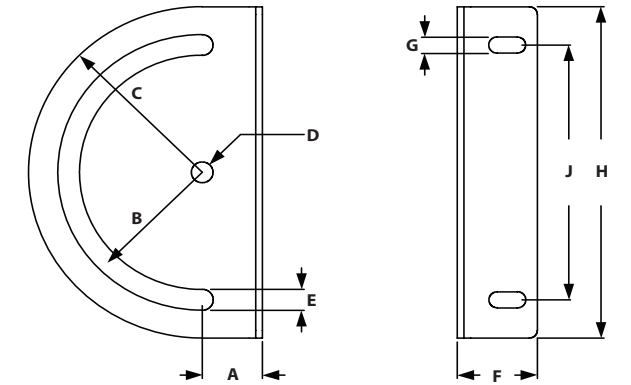
RECOMMENDED FASTENERS

ITEM#	SLOT	QTY	DESCRIPTION
651576	10	2	M8 x 18mm FHSCS
671350	10	2	M8 Hammer Nut

PIVOT ANGLE 130



- Connects to extrusion at an adjustable angle
- Zinc plated



ITEM#	SLOT	A	B	C	D	E	F	G	H	J
671233	10	22.5mm	R50	R65	8.1mm	8.2mm	30mm	6.3mm	130mm	100mm

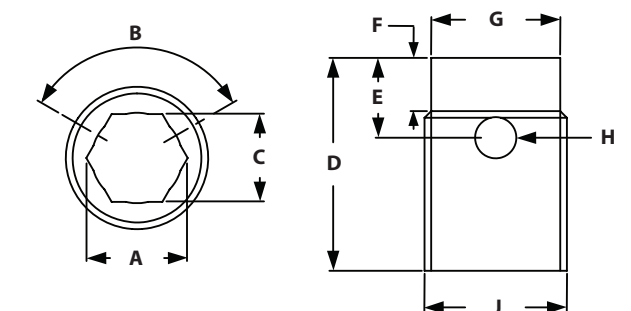
RECOMMENDED FASTENERS

ITEM#	SLOT	QTY	DESCRIPTION
651332	10	2	M6 x 12mm SHCS
671348	10	2	M6 Hammer Nut

CUTTING BUSHING



- For reduction from bore hole 10.2 mm to M8 thread
- Steel
- Cutting bushing tool comes separate



ITEM#	A	B	C	D	E	F	G	H	J
671076	M8	120°	6.6mm	16mm	6mm	4mm	9.7mm	3.1mm	10.7mm

CUTTING BUSH TOOL

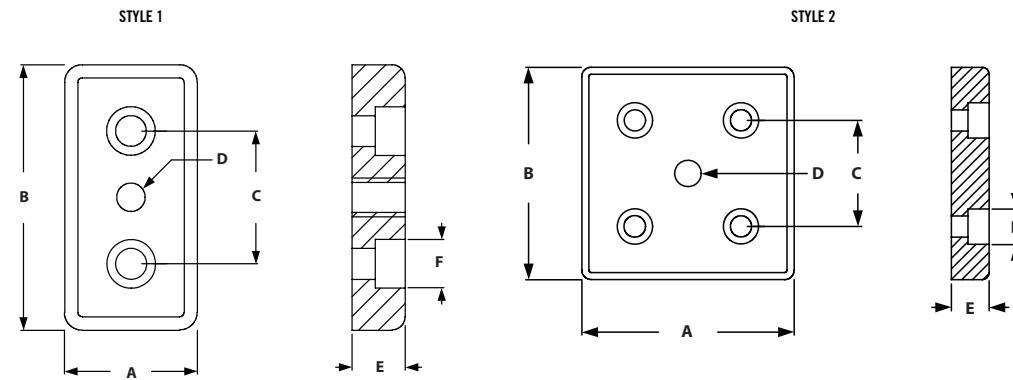
ITEM#
671077

TSLOTS Hardware

BASE PLATE



- To mount leveling feet, rollers, hooks or similar components
- Connects to the extrusion slot
- Die-cast zinc



ITEM#	STYLE	A	B	C	D-THREAD	E	F
671126	1	30mm	60mm	30mm	M8	12mm	M8 SHCS
671128	1	30mm	60mm	30mm	M10	12mm	M8 SHCS
671130	1	30mm	60mm	30mm	M12	12mm	M8 SHCS
671132	1	30mm	60mm	30mm	M14	12mm	M8 SHCS
671144	1	45mm	90mm	45mm	M10	16mm	M12 SHCS
671146	1	45mm	90mm	45mm	M12	16mm	M12 SHCS
671148	1	45mm	90mm	45mm	M14	16mm	M12 SHCS
671150	1	45mm	90mm	45mm	M16	16mm	M12 SHCS
671152	1	45mm	90mm	45mm	M20	16mm	M12 SHCS
671196	2	90mm	90mm	45mm	M10	16mm	M12 SHCS
671198	2	90mm	90mm	45mm	M12	16mm	M12 SHCS
671200	2	90mm	90mm	45mm	M14	16mm	M12 SHCS
671202	2	90mm	90mm	45mm	M16	16mm	M12 SHCS
671204	2	90mm	90mm	45mm	M20	16mm	M12 SHCS


RECOMMENDED FASTENERS (EXTRUSION END)

ITEM#	SLOT	STYLE	QTY	DESCRIPTION
651342	8	1	2	M8 x 12mm SHCS
683038	10	2	4	M12 x 30mm LHCS

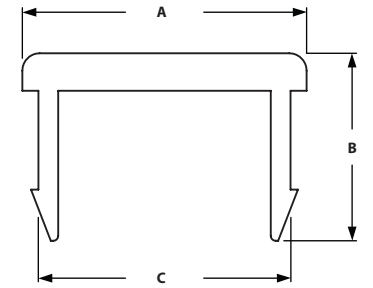
RECOMMENDED FASTENERS (EXTRUSION SLOT)

ITEM#	SLOT	STYLE	QTY	DESCRIPTION
651342 & 671055	8	1	2	M12x 12mm SHCS & M8 Self-Aligning Trut

COVER PROFILE



- Covers the slot of the extrusion

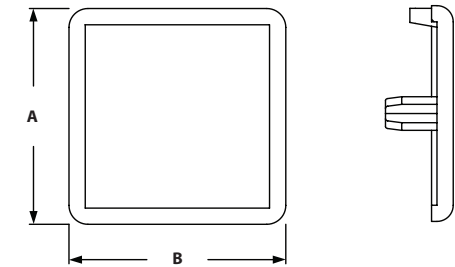


ITEM#	SLOT	COLOR	LENGTH	A	B	C
671020	8	Black	2 Meters	8.8mm	3.8mm	8.2mm
671612	8	Yellow	2 Meters	8.8mm	3.8mm	8.2mm
671613	8	Grey	2 Meters	8.8mm	3.8mm	8.2mm
671019	10	Black	2 Meters	11.5mm	7.5mm	10.2mm
671614	10	Yellow	2 Meters	11.5mm	7.5mm	10.2mm
671615	10	Grey	2 Meters	11.5mm	7.5mm	10.2mm

END CAPS



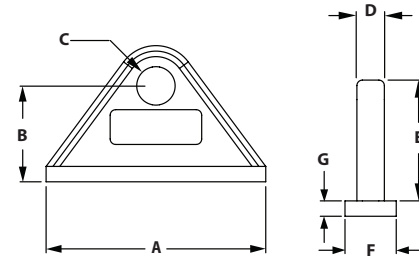

- Covers the end of the extrusion profiles
- Fiberglass reinforced nylon



ITEM#	SERIES	TYPE	A	B
671001	30	Pin	22.5mm	45mm
671000	30	Pin	30mm	30mm
671013	30	Pin	30mm	60mm
671008	40	Pin	40mm	40mm
671002	45	Pin	45mm	45mm
671003	45	Pin	45mm	60mm
671009	45	Pin	45mm	90mm
671004	45	Pin	60mm	60mm
671007	45	Pin	60mm	90mm
671006	45	Pin	90mm	90mm

TSLOTS Hardware

TOOL HANGERS




- Ideal for hanging air tools, cable reels, heavy door panels or transporting cables
- Fiberglass reinforced nylon

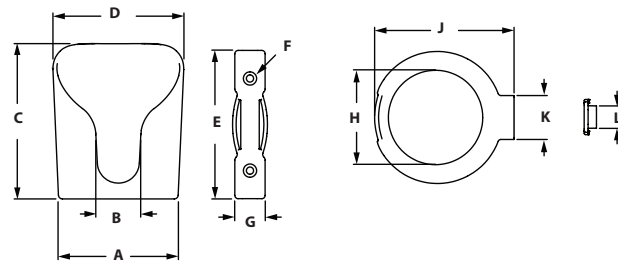
ITEM#	SLOT	A	B	C	D	E	F	G
655096	8/10	60mm	26mm	10.5mm	8/10mm	32.8mm	15mm	4.2mm
671025	8/10	60mm	26mm	10.5mm	8/10mm	32.8mm	19mm	4.2mm

ITEM#	SLOT	DESCRIPTION
671018	8/10	Snap Hook Tool

CUP HOLDER



- To securely put down drinks, bottles, and cans
- Holds thermo bags, oil cans, or drills



ITEM#	VERSION	A	B	C	D	E	F	G	H	J	K	L
671078	Open Bottom	93mm	34mm	118mm	100mm	112mm	5.5mm	23mm	71mm	106mm	33mm	17mm
671079	Closed Bottom	93mm	34mm	118mm	100mm	112mm	5.5mm	23mm	N/A	106mm	33mm	17mm

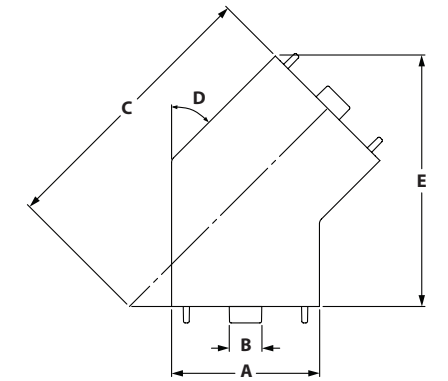
RECOMMENDED FASTENERS

ITEM#	SLOT	QTY	DESCRIPTION
682924 & 671338	8	2	M5 x 16mm FHSCS & M5 Hammer Nut
651582 & 671347	10	2	M5 x 20mm FHSCS & M5 Hammer Nut

45° ANGLE CONNECTOR



- Connects 2 extrusions at end at a 45° angle
- Die-cast aluminum and Nylon for cover cap
- Included fasteners- 2 Self-forming screws S12 x 30mm, 1 Hammer head screw M8 x 20, 1 flange nut M8



ITEM#	SLOT	A	B	C	D	E
671640	10	45.00mm	10.00mm	85.30mm	45°	76.20mm

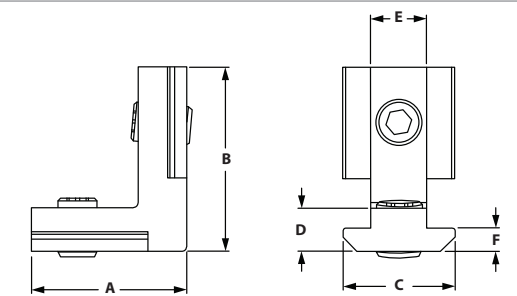
INCLUDED FASTENERS

ITEM#	SLOT	QTY	DESCRIPTION
671115	10	2	Self threaded M12 x 30mm
671372	10	1	M8 x 20mm Hammer Head
671610	10	1	M8 Flange Nut

INNER CONNECTORS



- Connects two extrusions at a 90° angle
- No machining required



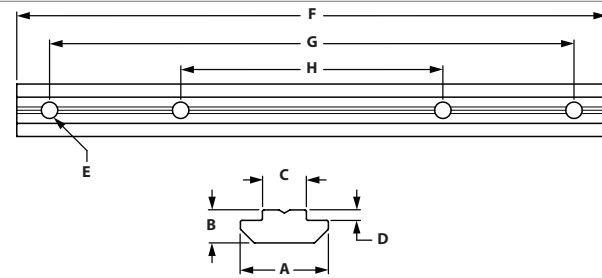
ITEM#	SLOT	A	B	C	D	E	F
671653	6	21.00mm	21.00mm	11.30mm	4.50mm	6.00mm	3.00mm
671654	8	21.00mm	30.00mm	15.80mm	7.80mm	8.00mm	6.00mm
671655	10	32.00mm	38.00mm	19.00mm	8.80mm	10.00mm	3.80mm

TSLOTS Hardware

CONNECTION STRIPS



- End-to-end connection for two extrusions
- No machining required
- Fasteners included

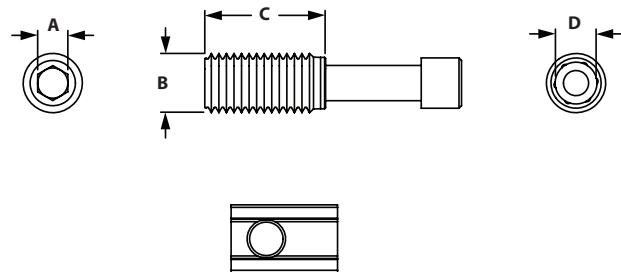


ITEM#	SLOT	A	B	C	D	E	F	G	H
671644	8	16.00mm	6.00mm	8.00mm	1.90mm	M6	180.00mm	160.00mm	80.00mm
671643	10	19.50mm	10.60mm	10.00mm	5.10mm	M8	180.00mm	158.00mm	28.00mm

T-MATIC CONNECTORS



- Connects two extrusions at a 90° angle
- No machining required
- T-nut included

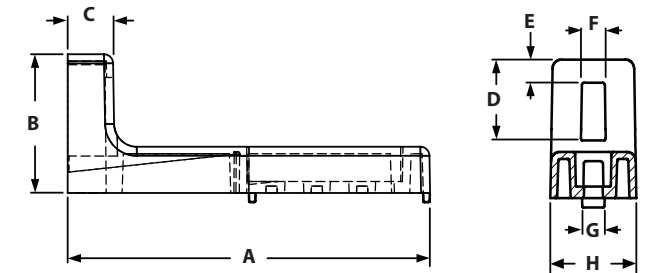


ITEM#	SLOT	EXTRUSION	A	B	C	D
671647	8	30mm	5.00mm	11.50mm	24.00mm	T45
671645	10	45mm	6.00mm	12.00mm	24.00mm	T50

FLOOR MOUNT BRACKETS



- Connect extrusion to floor vertically
- Die-cast zinc



ITEM#	SLOT	EXTRUSION USE	A	B	C	D	E	F	G	H
671095	8	30 mm	120.00mm	45.00mm	15.00mm	15.00mm	30.00mm	8.00mm	10.00mm	19.00mm
671099	10	40 mm	160.00mm	60.00mm	20.00mm	20.00mm	38.00mm	10.00mm	10.00mm	25.00mm

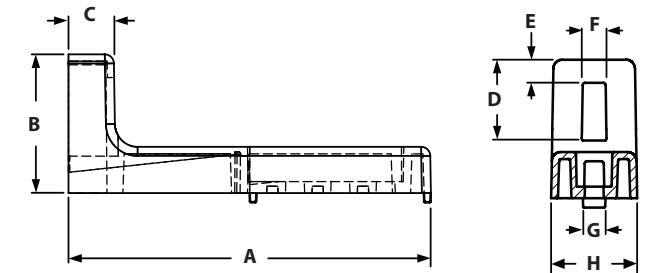
RECOMMENDED FASTENERS

ITEM#	SLOT	QTY	DESCRIPTION
699932 & 671339	8	2	M6 x 10mm SHCS & M6 Hammer Nut
651344 & 671350	10	2	M8 x 16mm SHCS & M8 Hammer Nut

ADJUSTABLE FLOOR MOUNT BRACKETS



- Connect extrusion to floor vertically adjustable; with adjustmet screw and threaded plate
- Die-cast zinc




ITEM#	SLOT	EXTRUSION USE	A	B	C	D	E	F	G	H
671096	8	30 mm	120.00mm	45.00mm	15.00mm	15.00mm	30.00mm	8.00mm	10.00mm	19.00mm
671100	10	40 mm	160.00mm	60.00mm	20.00mm	20.00mm	38.00mm	10.00mm	10.00mm	25.00mm

RECOMMENDED FASTENERS

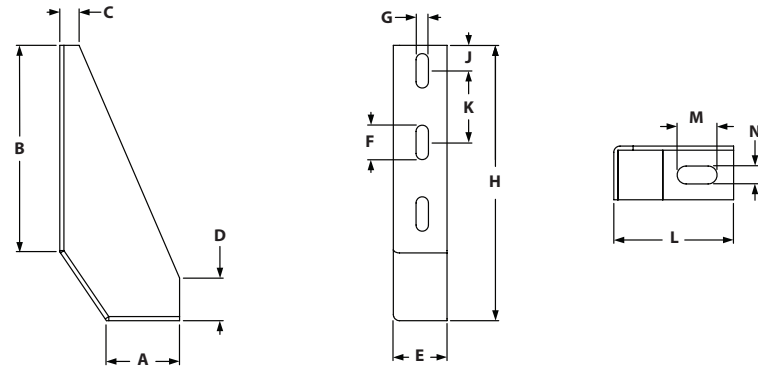
ITEM#	SLOT	QTY	DESCRIPTION
699932 & 671339	8	2	M6 x 10mm SHCS & M6 Hammer Nut
651344 & 671350	10	2	M8 x 16mm SHCS & M8 Hammer Nut

TSLOTS Hardware

FLOOR BRACKETS



◦ Material: Zinc Plated Steel




ITEM#	SLOT	EXTRUSION USE
671101	8/10	45 mm

A	B	C	D	E	F	G	H	J	K	L	M	N
53.00mm	150.00mm	14.00mm	31.00mm	42.00mm	25.00mm	9.00mm	200.00mm	18.50mm	52.00mm	87.00mm	29.00mm	13.00mm

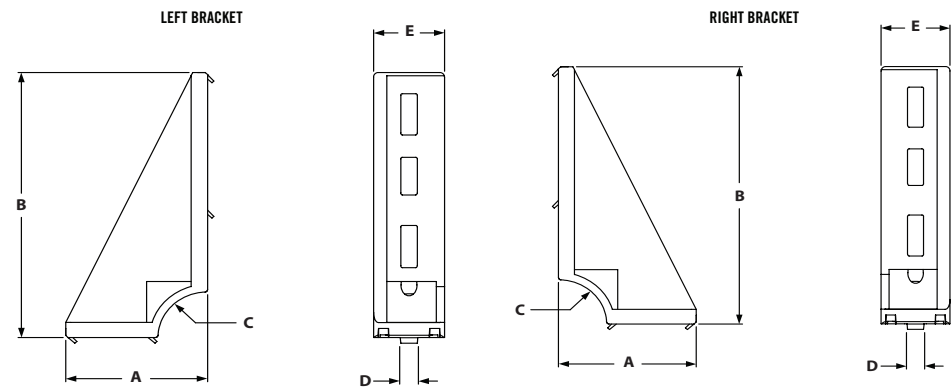
RECOMMENDED FASTENERS

ITEM#	SLOT	QTY	DESCRIPTION
651546 & 671339	8	3	M6 x 14mm SHCS & M6 Hammer Nut
651344 & 671350	10	3	M8 x 16mm SHCS & M8 Hammer Nut

FLOOR BRACKETS 45



◦ Material: Die-cast aluminum



ITEM#	SLOT	EXTRUSION USE	STYLE	A	B	C	D	E
671208	10	45 mm	Left	86.00mm	175.00mm	30°	10.00mm	43.00mm
671209	10	45 mm	Right	86.00mm	175.00mm	30°	10.00mm	43.00mm

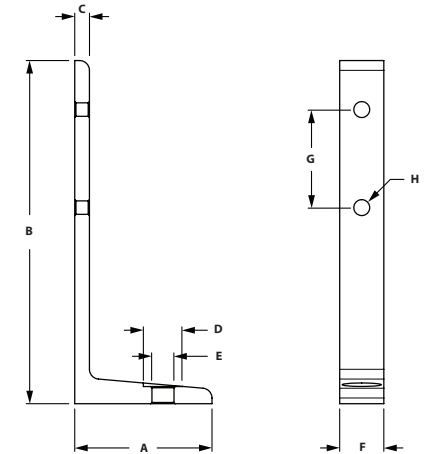
RECOMMENDED FASTENERS

ITEM#	SLOT	QTY	DESCRIPTION
651575 & 671059	10	2	M8 x 14mm SHCS & Self-Aligning Tnut

2 HOLE FLOOR MOUNT BRACKET



◦ Strong economy base plates
◦ Bolts directly in the T-Slot
◦ Allows vertical adjustments



ITEM#	SLOT	EXTRUSION USE	A	B	C	D	E	F	G	H
671716	8	30 mm	56.00mm	140.00mm	6.00mm	22.00mm	11.00mm	27.00mm	40.00mm	7.00mm
671717	10	45 mm	56.00mm	140.00mm	6.00mm	29.50mm	13.50mm	41.00mm	40.00mm	9.00mm

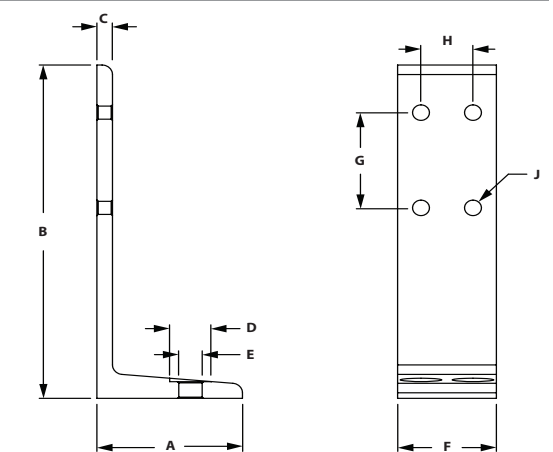
RECOMMENDED FASTENERS

ITEM#	SLOT	QTY	DESCRIPTION
651334 & 671339	8	2	M6 x 16mm SHCS & M6 Hammer Nut
651344 & 671350	10	2	M8 x 16mm SHCS & M8 Hammer Nut

4 HOLE FLOOR MOUNT BRACKET



◦ Strong economy base plates
◦ Bolts directly in the T-Slot
◦ Allows vertical adjustments




ITEM#	SLOT	EXTRUSION USE	A	B	C	D	E	F	G	H	J
671704	8	30 mm	56.00mm	140.00mm	6.00mm	22.00mm	11.00mm	30.00mm	40.00mm	57.00mm	7.00mm
671705	10	45 mm	56.00mm	140.00mm	6.00mm	29.50mm	13.50mm	45.00mm	40.00mm	86.00mm	9.00mm

RECOMMENDED FASTENERS

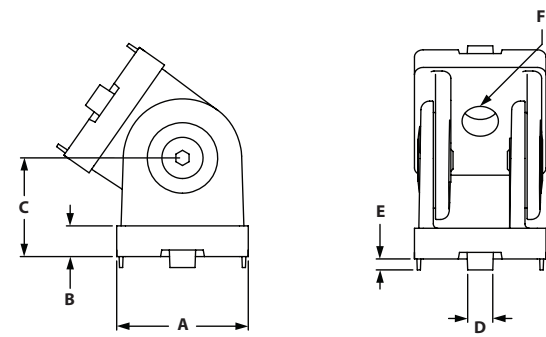
ITEM#	SLOT	QTY	DESCRIPTION
651334 & 671339	8	4	M6 x 16mm SHCS & M6 Hammer Nut
651344 & 671350	10	4	M8 x 16mm SHCS & M8 Hammer Nut

Pivot Joints

PIVOT JOINT 30



- Bushing enables pivot to be both structural and dynamic
- Locating pins can be removed to accommodate both extrusion end and side mount assembly



ITEM#	MATERIAL	SLOT	A	B	C	D	E	F
671102	Die Cast Zinc	8	30mm	7mm	22.5mm	8mm	2.5mm	8.3mm

RECOMMENDED FASTENERS (TO EXTRUSION SLOT)

BOLT ITEM	TNUT ITEM	QTY	BOLT	TNUT TYPE
651575	671055	2	M8 x 14mm SHCS	Self-Aligning

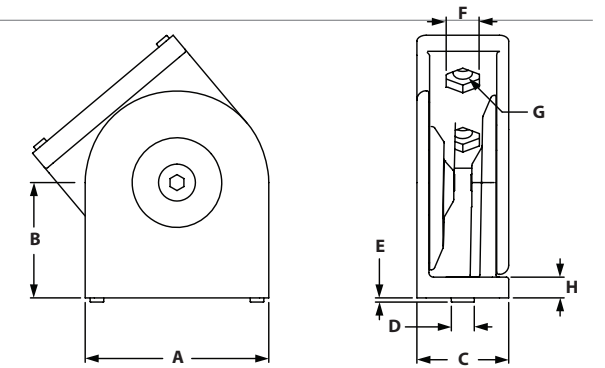
RECOMMENDED FASTENERS (TO EXTRUSION END)

BOLT ITEM	QTY	BOLT
651350	2	M8 x 25mm SHCS

PIVOT JOINT 4080



- Bushing enables pivot to be both structural and dynamic
- Locating pins can be removed to accommodate both extrusion end and side mount assembly



ITEM#	MATERIAL	SLOT	A	B	C	D-SLOT	E	F	G	H
671103	Die Cast Zinc	8/10	80mm	50mm	40mm	8/10	2.8mm	14mm	8.4mm	9mm


RECOMMENDED FASTENERS (TO EXTRUSION SLOT)

BOLT ITEM	TNUT ITEM	QTY	BOLT	TNUT TYPE
651344	671059	4	M8 x 16mm SHCS	Self-Aligning

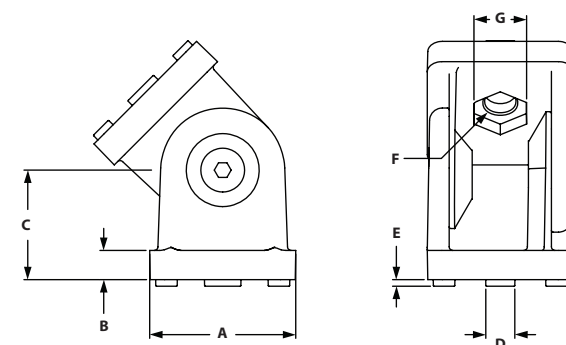
RECOMMENDED FASTENERS (TO EXTRUSION END)

BOLT ITEM	QTY	BOLT
651354	4	M8 x 30mm SHCS
671076	4	Cutting Bushing M10 to M8

PIVOT JOINT 40



- Bushing enables pivot to be both structural and dynamic
- Locating pins can be removed to accommodate both extrusion end and side mount assembly



ITEM#	MATERIAL	SLOT	A	B	C	D	E	F	G
664088	Die Cast Zinc	8/10	40mm	8mm	30mm	8/10	1.8mm	8.5mm	14mm

RECOMMENDED FASTENERS (TO EXTRUSION SLOT)

BOLT ITEM	TNUT ITEM	QTY	BOLT	TNUT TYPE
651344	671059	2	M8 x 16mm SHCS	Self-Aligning

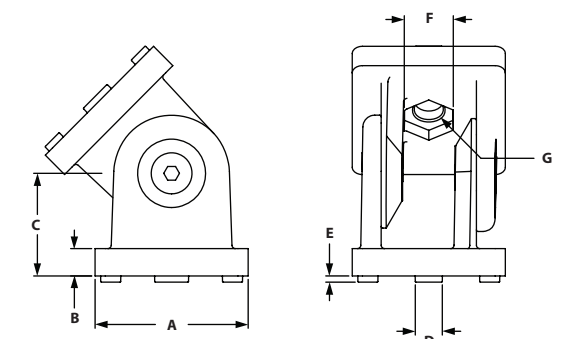
RECOMMENDED FASTENERS (TO EXTRUSION END)

BOLT ITEM	QTY	BOLT
651354	2	M8 x 30mm SHCS
671076	2	Cutting Bushing M10 to M8

PIVOT JOINT 45



- Bushing enables pivot to be both structural and dynamic
- Locating pins can be removed to accommodate both extrusion end and side mount assembly



ITEM#	MATERIAL	SLOT	A	B	C	D-SLOT	E	F	G
671106	Die Cast Zinc	10	45mm	8mm	30mm	8/10	1.8mm	14mm	8.5mm

RECOMMENDED FASTENERS (TO EXTRUSION SLOT)

BOLT ITEM	TNUT ITEM	QTY	BOLT	TNUT TYPE
651344	671059	2	M8 x 16mm SHCS	Self-Aligning

RECOMMENDED FASTENERS (TO EXTRUSION END)

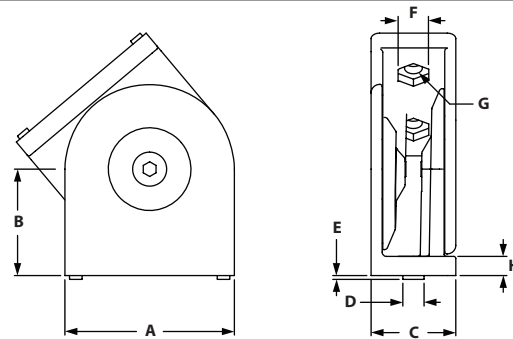
BOLT ITEM	QTY	BOLT
651354	2	M8 x 30mm SHCS
671076	2	Cutting Bushing M10 to M8

Pivot Joints With Locking Lever

PIVOT JOINT 4590



- Bushing enables pivot to be both structural and dynamic
- Locating pins can be removed to accommodate both extrusion end and side mount assembly



ITEM#	MATERIAL	SLOT	A	B	C	D-SLOT	E	F	G	H
671105	Die Cast Zinc	10	90mm	50mm	45mm	8/10	2mm	14mm	8.4mm	9mm

RECOMMENDED FASTENERS (TO EXTRUSION SLOT)

BOLT ITEM	TNUT ITEM	QTY	BOLT	TNUT TYPE
651344	671059	4	M8 x 16mm SHCS	Self-Aligning

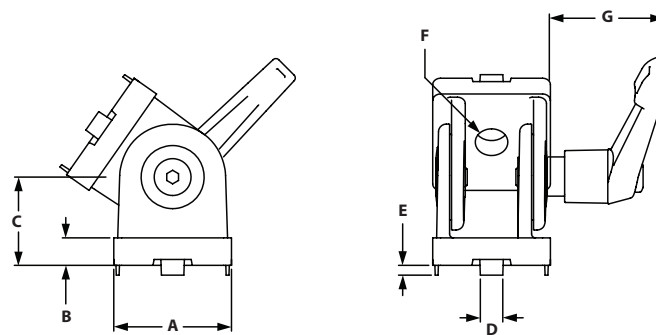
RECOMMENDED FASTENERS (TO EXTRUSION END)

BOLT ITEM	QTY	BOLT
651354	4	M8 x 30mm SHCS
671076	4	Cutting Bushing M10 to M8

PIVOT JOINT 30 WITH LOCKING LEVER



- Bushing enables pivot to be both structural and dynamic
- Locating pins can be removed to accommodate both extrusion end and side mount assembly



ITEM#	MATERIAL	SLOT	A	B	C	D-SLOT	E	F	G
671107	Die Cast Zinc	8	30mm	7mm	22.5	8	2.5mm	8.3mm	30mm

RECOMMENDED FASTENERS (TO EXTRUSION SLOT)

BOLT ITEM	TNUT ITEM	QTY	BOLT	TNUT TYPE
651575	671055	2	M8 x 14mm SHCS	Self-Aligning

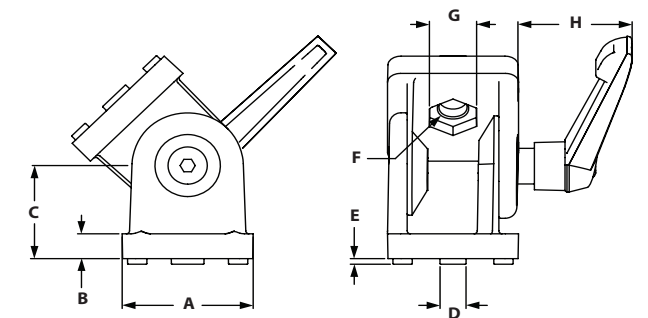
RECOMMENDED FASTENERS (TO EXTRUSION END)

BOLT ITEM	QTY	BOLT
651350	2	M8 x 25mm SHCs

PIVOT JOINT 40 WITH LOCKING LEVER



- Bushing enables pivot to be both structural and dynamic
- Locating pins can be removed to accommodate both extrusion end and side mount assembly



ITEM#	MATERIAL	SLOT	A	B	C	D-SLOT	E	F	G	H
664089	Die Cast Zinc	8/10	40mm	8mm	30mm	8/10	1.8mm	8.5mm	14mm	41mm

RECOMMENDED FASTENERS (TO EXTRUSION SLOT)

BOLT ITEM	TNUT ITEM	QTY	BOLT	TNUT TYPE
651344	671059	2	M8 x 16mm SHCS	Self-Aligning

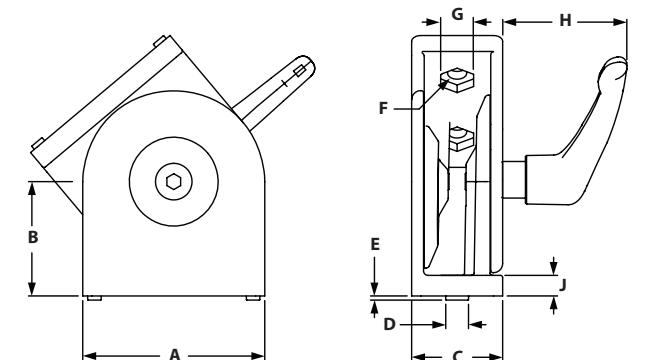
RECOMMENDED FASTENERS (TO EXTRUSION END)

BOLT ITEM	QTY	BOLT
651354	2	M8 x 30mm SHCS
671076	2	Cutting Bushing M10 to M8

PIVOT JOINT 4080 WITH LOCKING LEVER



- Bushing enables pivot to be both structural and dynamic
- Locating pins can be removed to accommodate both extrusion end and side mount assembly



ITEM#	MATERIAL	SLOT	A	B	C	D-SLOT	E	F	G	H	J
671108	Die Cast Zinc	8/10	80mm	50mm	40mm	8/10	2.8mm	14mm	8.4mm	9mm	9mm

RECOMMENDED FASTENERS (TO EXTRUSION SLOT)

BOLT ITEM	TNUT ITEM	QTY	BOLT	TNUT TYPE
651344	671059	4	M8 x 16mm SHCS	Self-Aligning

RECOMMENDED FASTENERS (TO EXTRUSION END)

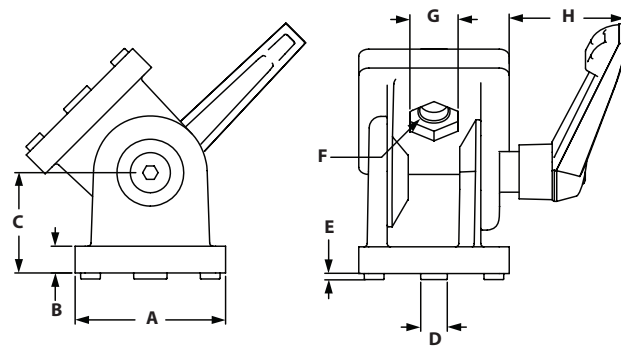
BOLT ITEM	QTY	BOLT
651354	4	M8 x 30mm SHCS
671076	4	Cutting Bushing M10 to M8

Pivot Joints With Locking Lever

PIVOT JOINT 45 WITH LOCKING LEVER



- Bushing enables pivot to be both structural and dynamic
- Locating pins can be removed to accommodate both extrusion end and side mount assembly



ITEM#	MATERIAL	SLOT	A	B	C	D-SLOT	E	F	G	H
671111	Die Cast Zinc	10	45mm	8mm	30mm	8/10	1.8mm	8.5mm	14mm	38mm

RECOMMENDED FASTENERS (TO EXTRUSION SLOT)

BOLT ITEM	TNUT ITEM	QTY	BOLT	TNUT TYPE
651344	671059	2	M8 x 16mm SHCS	Self-Aligning

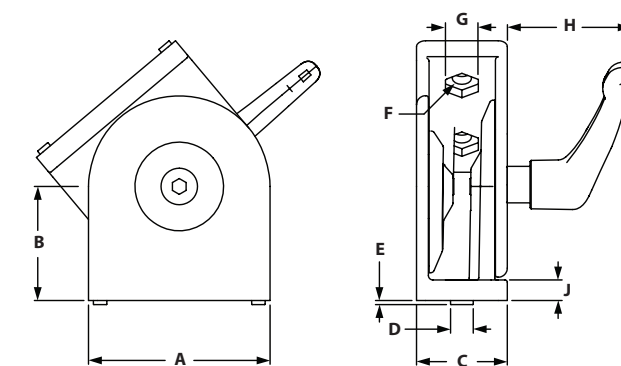
RECOMMENDED FASTENERS (TO EXTRUSION END)

BOLT ITEM	QTY	BOLT
651354	2	M8 x 30mm SHCS
671076	2	Cutting Bushing M10 to M8

PIVOT JOINT 4590 WITH LOCKING LEVER



- Bushing enables pivot to be both structural and dynamic
- Locating pins can be removed to accommodate both extrusion end and side mount assembly



ITEM#	MATERIAL	SLOT	A	B	C	D-SLOT	E	F	G	H	J
671110	Die Cast Zinc	10	90mm	50mm	45mm	8/10	8mm	8.4mm	14mm	51.3mm	9mm

RECOMMENDED FASTENERS (TO EXTRUSION SLOT)

BOLT ITEM	TNUT ITEM	QTY	BOLT	TNUT TYPE
651344	671059	4	M8 x 16mm SHCS	Self-Aligning

RECOMMENDED FASTENERS (TO EXTRUSION END)

BOLT ITEM	QTY	BOLT
651354	4	M8 x 30mm SHCS
671076	4	Cutting Bushing M10 to M8


CONTENT

06 TSLOTS Panels	
Plastic Panels	318-321
PVC Coated Wire Mesh	321
Area Calculator Matrix	322
Panel Holder & Mesh Retainer Assembly	323
Uniblock & Clip Block	324
Plug in Profiles	325
Cover & Reduction Profile	326
Glass Panel Clamp	326-327

06 TSLOTS PANELS B-SERIES

TSLOTS Panels


ACRYLIC PANELS



- Lightweight
- Weather resistant
- High optical clarity
- Great for displays or Partitions

ITEM#	COLOR	MATERIAL	THICKNESS	STOCK SIZE
655424	Clear	Acrylic	.236" (6mm)	4' x 8'
655425	Clear	Acrylic	.177" (4.5mm)	4' x 8'
655426	White	Acrylic	.236" (6mm)	4' x 8'
655427	White	Acrylic	.177" (4.5mm)	4' x 8'
655428	Black	Acrylic	.236" (6mm)	4' x 8'
655429	Black	Acrylic	.177" (4.5mm)	4' x 8'
655430	Bronze	Acrylic	.236" (6mm)	4' x 8'
655431	Bronze	Acrylic	.177" (4.5mm)	4' x 8'

POLYCARBONATE PANELS




- High durability and impact resistance
- High optical clarity
- Highly machinable
- Great for enclosures, guarding, or safety applications

ITEM#	COLOR	MATERIAL	THICKNESS	STOCK SIZE
655432	Clear	Polycarbonate	.236" (6mm)	4' x 8'
655433	Clear	Polycarbonate	.177" (4.5mm)	4' x 8'
682883	Clear	Polycarbonate	.375" (9.5mm)	4' x 8'
682884	Clear	Polycarbonate	.500" (12.7mm)	4' x 8'
655448	Gray	Polycarbonate	.236" (6mm)	4' x 8'
655449	Gray	Polycarbonate	.177" (4.5mm)	4' x 8'
655434	Bronze	Polycarbonate	.236" (6mm)	4' x 8'
655435	Bronze	Polycarbonate	.177" (4.5mm)	4' x 8'

- Machining Service – Panel Cut to Size 660062 & 660063
- Panels are ordered by the sq. ft.
- For custom panels contact Tslots. See page 4 for information



HDPE PANELS



- Textured on both sides
- Impact and corrosion resistant
- Highly machinable
- Great for enclosures, guarding, or safety applications

ITEM#	COLOR	MATERIAL	THICKNESS	STOCK SIZE
655690	Black	HDPE	.236" (6mm)	4' x 8'
655691	Blue	HDPE	.236" (6mm)	4' x 8'
655695	Red	HDPE	.236" (6mm)	4' x 8'

HAIRCELL ABS PANELS



- One smooth side and one textured side
- Impact resistant
- Highly machinable
- Great for workstations and partitions

ITEM#	COLOR	MATERIAL	THICKNESS	STOCK SIZE
655436	Black	Haircell ABS	.236" (6mm)	4' x 8'
655437	Black	Haircell ABS	.177" (4.5mm)	4' x 8'

- Machining Service – Panel Cut to Size 660062 & 660063
- Panels are ordered by the sq. ft.
- For custom panels contact Tslots. See page 4 for information

TSLOTS Panels


EXPANDED PVC PANELS



- Chemical and weather resistant
- Lightweight
- Highly machinable
- Great for displays and partitions

ITEM#	COLOR	MATERIAL	THICKNESS	STOCK SIZE
655440	Black	Expanded PVC	.236" (6mm)	4' x 8'
655441	Black	Expanded PVC	.118" (3mm)	4' x 8'
655442	Red	Expanded PVC	.236" (6mm)	4' x 8'
655443	Red	Expanded PVC	.118" (3mm)	4' x 8'
655444	Blue	Expanded PVC	.236" (6mm)	4' x 8'
655445	Blue	Expanded PVC	.118" (3mm)	4' x 8'
655446	Gray	Expanded PVC	.236" (6mm)	4' x 8'
655447	Gray	Expanded PVC	.118" (3mm)	4' x 8'
655438	White	Expanded PVC	.236" (6mm)	4' x 8'
655439	White	Expanded PVC	.118" (3mm)	4' x 8'
682882	Clear	PVC	.236" (6mm)	4' x 8'
655450	Yellow	Expanded PVC	.236" (6mm)	4' x 8'
655451	Yellow	Expanded PVC	.118" (3mm)	4' x 8'

ALUMALITE PANELS




- Weather resistant
- High durability
- Lightweight alternative to solid aluminum plate
- Great for workstations, enclosures, or displays

ITEM#	COLOR	MATERIAL	THICKNESS	STOCK SIZE
655452	Blue	Alupalite	.236" (6mm)	4' x 8'
655454	Silver	Alupalite	.236" (6mm)	4' x 8'

- Machining Service – Panel Cut to Size 660062 & 660063
- Panels are ordered by the sq. ft.
- For custom panels contact Tslots. See page 4 for information

ALUCOBOND PANELS



- Weather resistant
- High durability
- Lightweight alternative to solid aluminum plate
- Great for workstations, enclosures, or displays
- Platinum only on one side
- Aluminum sheets separated by thermoplastic core

ITEM#	COLOR	MATERIAL	THICKNESS	STOCK SIZE
655457	Platinum	Alucobond	.157" (4mm)	4' x 8'


DIE BOND PANELS



- Weather resistant
- High durability
- Lightweight alternative to solid aluminum plate
- Great for workstations, enclosures, or displays
- White on one side and black on the other side

ITEM#	COLOR	MATERIAL	THICKNESS	STOCK SIZE
655857	White/Black	Diebond	.118" (3mm)	4' x 8'

WIRE MESH



- Great for workstations, enclosures, or displays
- See page 447 for cutting
- Use calculation matrix on page 322 to measure area


ITEM#	SIZE	COLOR	MATERIAL	GAUGE	OVERALL THICKNESS	STOCK SIZE
655318	.5" x .5"	Black	PVC	16	16	4' x 8'
655319	.5" x .5"	Yellow	PVC	16	16	4' x 8'
655316	1" x 1"	Black	PVC	12	12	4' x 8'
655317	1" x 1"	Yellow	PVC	12	12	4' x 8'
655818	2" x 2"	Black	PVC	12	.210"	4' x 8'

TSLOTS Panels

AREA CALCULATION MATRIX

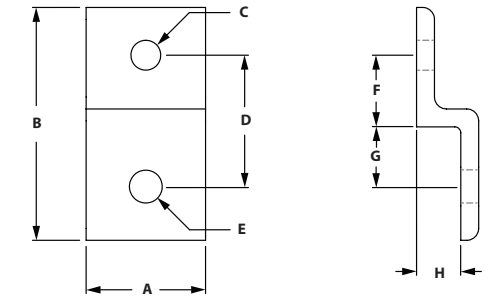
HOW TO USE THE MATRIX

- Round both length and width dimensions up to the next 6" increment
- Find the length and width along the top and side of area calculation matrix
- Find the area in square feet at the intersection of the length and width matrix



LENGTH	WIDTH									
	6"	12"	18"	24"	30"	36"	42"	48"	54"	60"
6"	0.25	0.50	0.75	1.00	1.25	1.50	1.75	2.00	2.25	2.50
12"	0.50	1.00	1.50	2.00	2.50	3.00	3.50	4.00	4.50	5.00
18"	0.75	1.50	2.25	3.00	3.75	4.50	5.25	6.00	6.75	7.50
24"	1.00	2.00	3.00	4.00	5.00	6.00	7.00	8.00	9.00	10.00
30"	1.25	2.50	3.75	5.00	6.25	7.50	8.75	10.00	11.25	12.50
36"	1.50	3.00	4.50	6.00	7.50	9.00	10.50	12.00	13.50	15.00
42"	1.75	3.50	5.25	7.00	8.75	10.50	12.25	14.00	15.75	17.50
48"	2.00	4.00	6.00	8.00	10.00	12.00	14.00	16.00	18.00	20.00
54"	2.25	4.50	6.75	9.00	11.25	13.50	15.75	18.00	20.25	22.50
60"	2.50	5.00	7.50	10.00	12.50	15.00	17.50	20.00	22.50	25.00
66"	2.75	5.50	8.25	11.00	13.75	16.50	19.25	22.00	24.75	27.50
72"	3.00	6.00	9.00	12.00	15.00	18.00	21.00	24.00	27.00	30.00
78"	3.25	6.50	9.75	13.00	16.25	19.50	22.75	26.00	29.25	32.50
84"	3.50	7.00	10.50	14.00	17.50	21.00	24.50	28.00	31.50	35.00
90"	3.75	7.50	11.25	15.00	18.75	22.50	26.25	30.00	33.75	37.50
96"	4.00	8.00	12.00	16.00	20.00	24.00	28.00	32.00	36.00	40.00
102"	4.25	8.50	12.75	17.00	21.25	25.50	29.75	34.00	38.25	42.50
108"	4.50	9.00	13.50	18.00	22.50	27.00	31.50	36.00	40.50	45.00

PANEL HOLDER

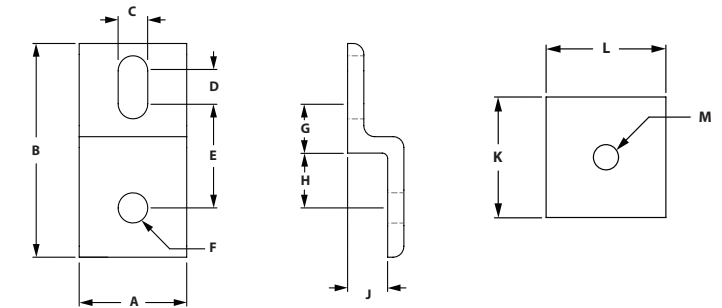



ITEM#	SLOT	A	B	C	D	E	F	G	H
671714	10	45.00mm	88.00mm	M8	49.00mm	9.00mm	26.50mm	22.50mm	17.50mm

RECOMMENDED FASTENERS (EXTRUSION SLOT)

ITEM#	SLOT	QTY	BOLT
651581	10	1	M8 x 18mm BHSCS
671350	10	1	M8 Hammer Nut

WIRE MESH RETAINER WITH BACK BACK PLATE



ITEM#	SLOT	A	B	C	D	E	F	G	H	J	K	L	M
671715	10	45.00mm	88.00mm	9.00mm	18.00mm	40.00mm	9.00mm	17.50mm	22.50mm	17.50mm	45.00mm	45.00mm	M8

RECOMMENDED FASTENERS (EXTRUSION SLOT)

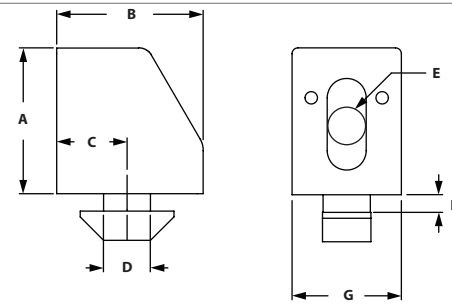
ITEM#	SERIES	QTY	BOLT
651581	10	1	M8 x 18mm BHSCS
671350	10	1	M8 Hammer Nut

TSLOTS Panel Hardware

UNIBLOCKS




- Uniblock inserts from the top then twists 90° to lock into place.
- Made of Black Nylon
- .5" offset from edge for hole placement of panel.

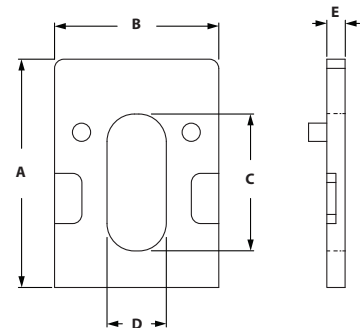


ITEM#	SLOT	A	B	C	D	E-THREAD	F	G
671236	8	25mm	18.5mm	7mm	8mm	M6	2.2mm	18.5mm
671237	8	25mm	18.5mm	7mm	8mm	1/4-20	2.2mm	18.5mm
671242	10	25mm	25mm	8.5mm	10mm	M6	5.8mm	18.5mm
671238	10	25mm	25mm	9.5mm	10mm	M6	5.8mm	18.5mm
671240	10	25mm	25mm	14mm	10mm	M6	5.5mm	18.5mm
671241	10	25mm	25mm	14mm	10mm	1/4-20	5.5mm	18.5mm

UNIBLOCK SPACERS



- Work with panel mount block to increase thickness
- Allows for offset panel mounting
- Reduces movement and vibration

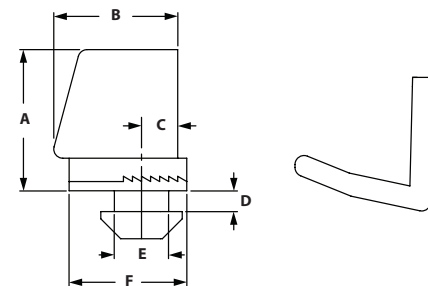


ITEM#	SLOT	A	B	C	D	E
671046	8/10	25mm	18.5mm	15mm	6.5mm	3mm
671047	8/10	25mm	18.5mm	15mm	6.5mm	5mm

CLIP BLOCK



- Requires no machining or hardware
- Clip secures the panel to the block and the block increases stability to the panel
- Clip can be removed with a flat head screwdriver

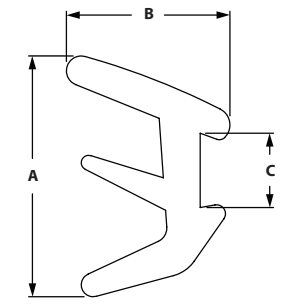


ITEM#	SLOT	A	B	C	D	E	F
671048	8	21mm	18mm	7mm	2.2mm	8mm	19.5mm
671049	10	21mm	18mm	14mm	5.8mm	10mm	19.5mm

PLUG IN PROFILE



- Secure panels in the slot and fill the slot
- This is sold in meters
- For panels 2-4mm for slot 8
- For panels 4-6mm for slot 10

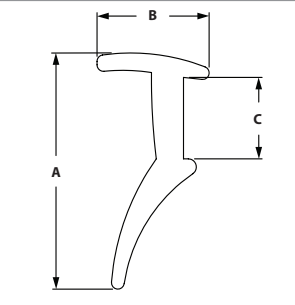


ITEM#	SLOT	A	B	C
671021	8/10	18mm	10.5mm	4.7mm

PLUG IN PROFILE



- Secure panels in the slot and fill the slot
- This is sold in meters
- For panels 4-6mm for slot 8
- For panels 6-8mm for slot 10

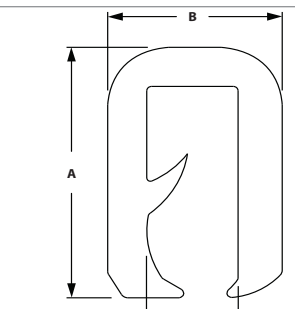


ITEM#	SLOT	A	B	C
671022	8/10	13.4mm	6.5mm	4.7mm

WIRE EDGE COVER




- Applied to the edge of wire mesh to prevent cuts
- Creates a clean and a safe guarding



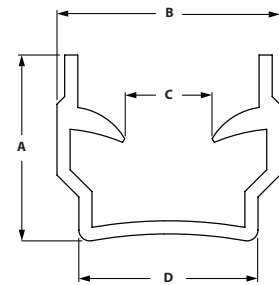
ITEM#	COLOR	MATERIAL	A	B	C
655312	Black	PVC/Aluminum	13.80mm	9.00mm	4.75mm

TSLOTS Panel Hardware

COVER AND REDUCTION PROFILE




- To cover size 8 profile slots
- Secures panels with a thickness of 2-6 mm



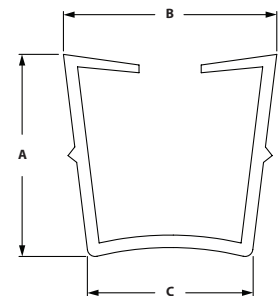
ITEM#	SLOT	LENGTH
671023	8	2 Meters

A	B	C	D
8.8mm	10.2mm	1.5mm	8.2mm

COVER AND REDUCTION PROFILE



- To cover size 10 profile slots
- Secures panels with a thickness of 2-8 mm



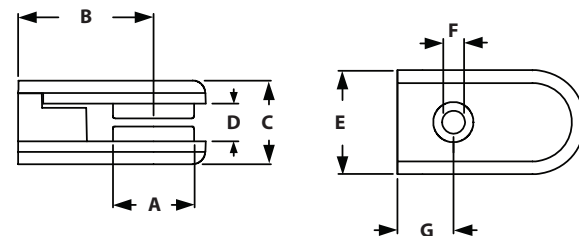
ITEM#	SLOT	LENGTH
671024	10	2 Meters

A	B	C
12.8mm	13.7mm	10.2mm

GLASS PANEL CLAMP



- To fix glass and other panels to extrusion
- Die-cast zinc
- For panels 2-9.5mm
- Included fasteners- M5 x 16mm SHCS Bright Zinc (connect clamps together) and 5 rubber pads for panels



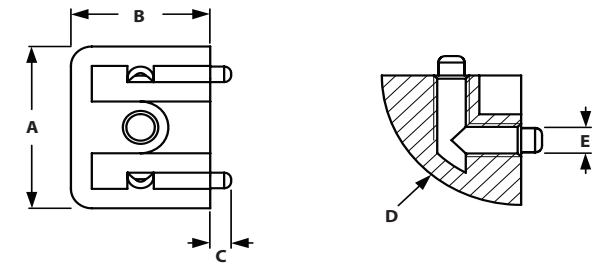
ITEM#	SLOT
671043	8/10

A	B	C	D	E	F	G
19.5mm	32.5mm	20mm	9mm	25mm	5.5mm	13.5mm

GLASS PANEL CORNER CONNECTION



- To make corner connection with two panels using two glass panel clamps
- Die-cast zinc
- Included fasteners- 2 screws M5 x 12mm SHCS Bright Zinc



ITEM#	SLOT
671044	8/10

B	C	D	E
20mm	3mm	R20	M5

CONTENT


02 Structural Extrusions	
Metric Extrusion	330-342

02 METRIC EXTRUSIONS

Metric Extrusions

TS40-40M

Clear Anodized - 650032
 Black Anodized - 650132
 Yellow Powdercoat - 650232



SPECIFICATIONS

Length Clear	240" (6 m)
Length Black	240" (6 m)
Length Yellow	144" (3.6 m)
Weight	1.630 lbs/ft (2.426 kg/m)
Estimated Area	1.357 in ² (8.755 cm ²)
Moment of Inertia	$I_x = .324 \text{ in}^4$ (13.486 cm ⁴) $I_y = .324 \text{ in}^4$ (13.486 cm ⁴)

MACHINING SERVICES

CTL	660003
Single Access Hole	660028
Single Anchor Fastener	660020
Tap 5/16 - 18	660034
Tap M8	660033

TS40-40LM

Clear Anodized - 650033
 Black Anodized - 650133



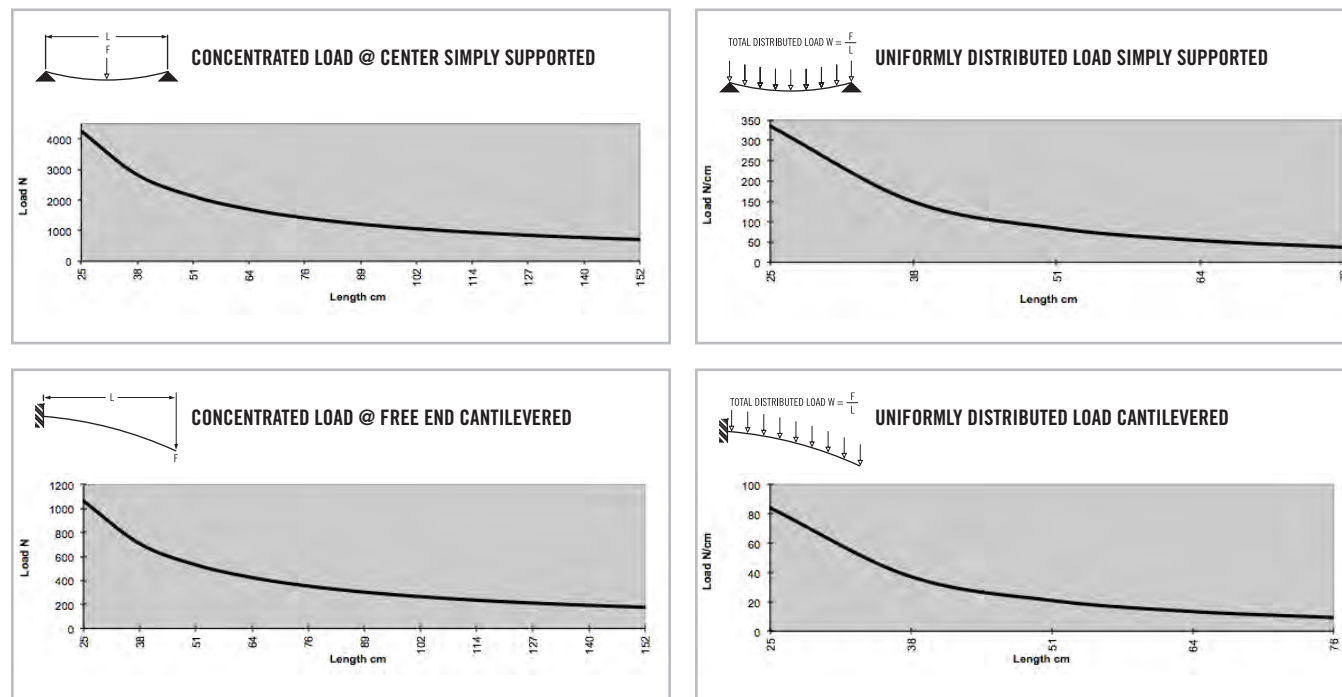
SPECIFICATIONS

Length	240" (6 m)
Weight	1.242 lbs/ft (1.848 kg/m)
Estimated Area	1.050 in ² (6.774 cm ²)
Moment of Inertia	$I_x = .236 \text{ in}^4$ (9.823 cm ⁴) $I_y = .236 \text{ in}^4$ (9.823 cm ⁴)

MACHINING SERVICES

CTL	660003
Single Access Hole	660028
Single Anchor Fastener	660020
Tap 5/16 - 18	660034
Tap M8	660033

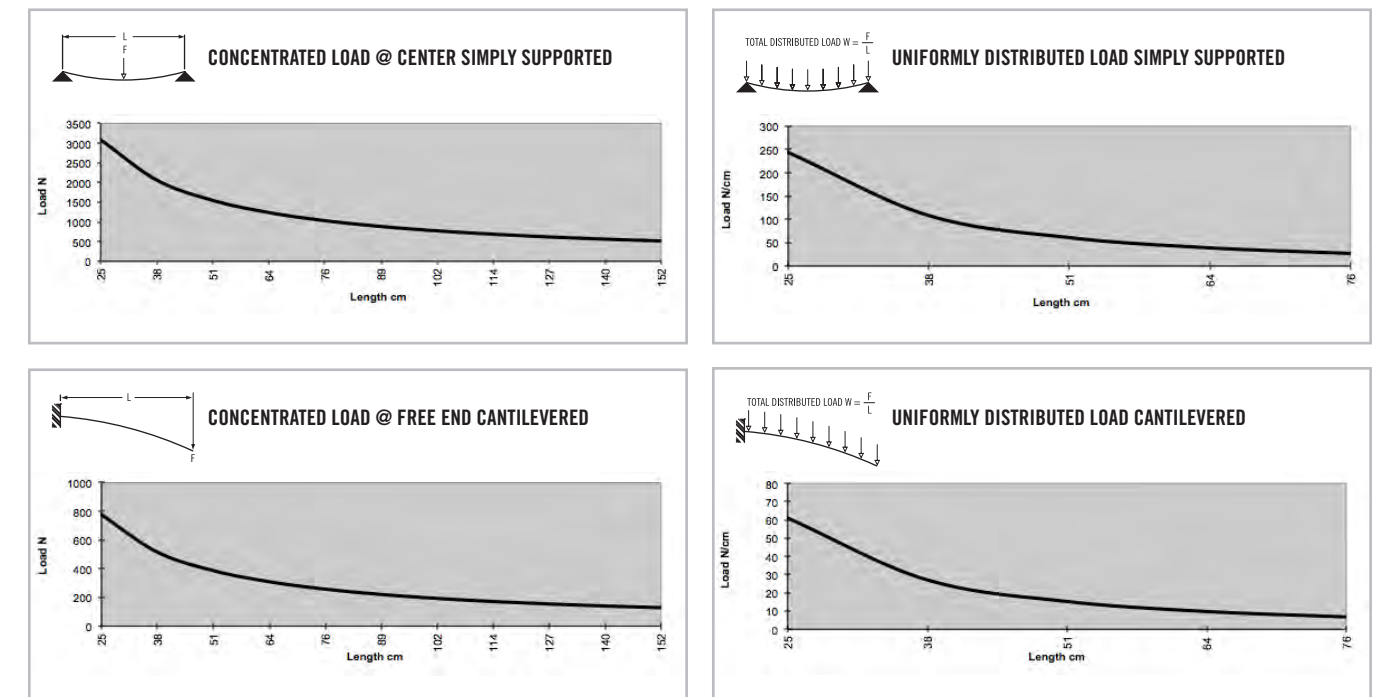
BEAM SELECTION BY LOAD AND LENGTH



* Charts based on allowable loads related to yield strength with a margin of safety equal to five.

» For deflection equations see page 10

BEAM SELECTION BY LOAD AND LENGTH



* Charts based on allowable loads related to yield strength with a margin of safety equal to five.

» For deflection equations see page 10

Metric Extrusions

TS40-40M BIOP

Clear Anodized - 650054



SPECIFICATIONS

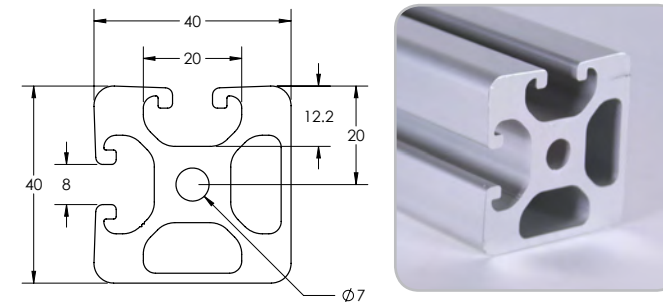
Length Clear	240" (6 m)
Weight	1.472 lbs/ft (2.191 kg/m)
Estimated Area	1.257 in ² (8.112 cm ²)
Moment of Inertia	lx=.298 in ⁴ (12.407 cm ⁴) ly=.317 in ⁴ (13.193 cm ⁴)

MACHINING SERVICES

CTL	660003
Single Access Hole	660028
Single Anchor Fastener	660020
Tap 5/16 - 18	660034
Tap M8	660033

TS40-40M BIAD

Clear Anodized - 650055



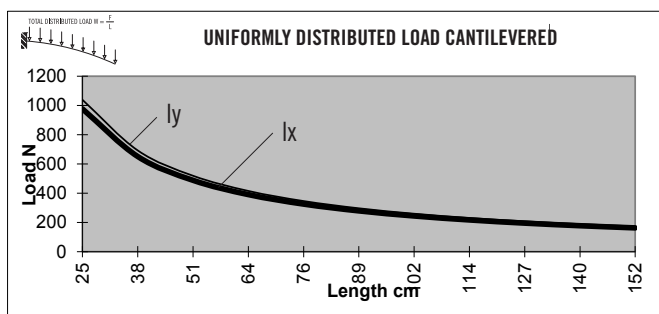
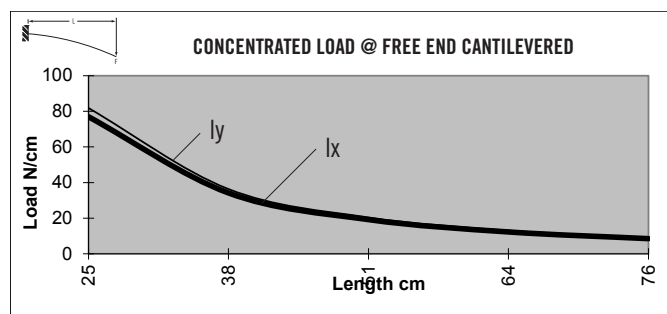
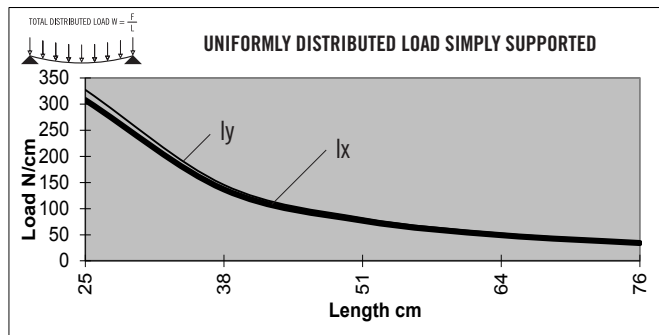
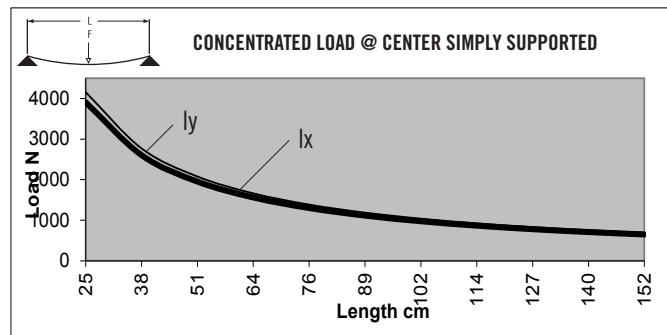
SPECIFICATIONS

Length	240" (6 m)
Weight	1.471 lbs/ft (2.190kg/m)
Estimated Area	1.257 in ² (8.109 cm ²)
Moment of Inertia	lx=.307 in ⁴ (12.773 cm ⁴) ly=.307 in ⁴ (12.773 cm ⁴)

MACHINING SERVICES

CTL	660003
Single Access Hole	660028
Single Anchor Fastener	660020
Tap 5/16 - 18	660034
Tap M8	660033

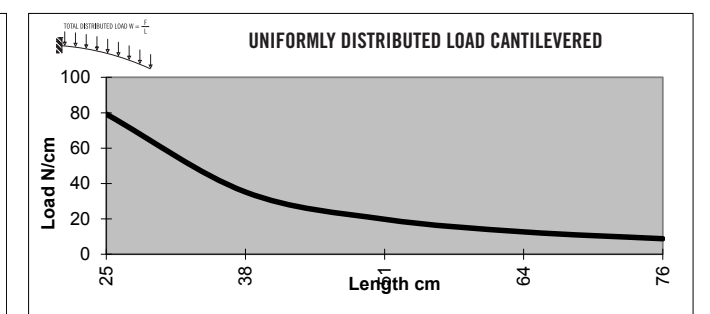
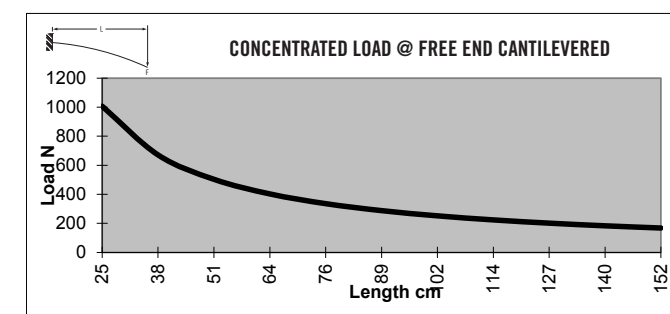
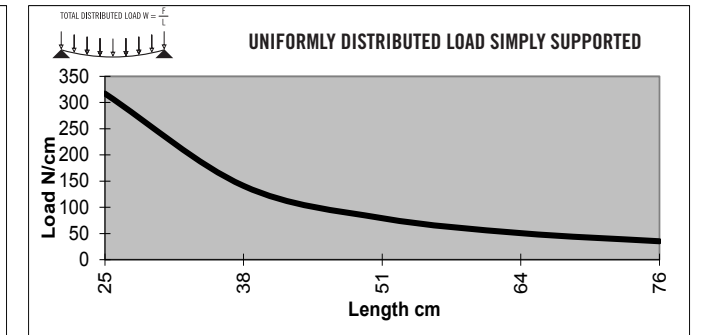
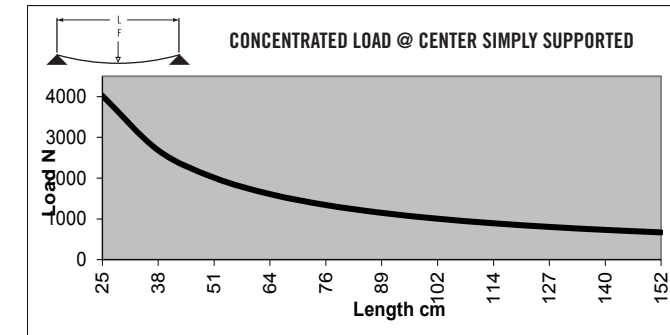
BEAM SELECTION BY LOAD AND LENGTH



* Charts based on allowable loads related to yield strength with a margin of safety equal to five.

» For deflection equations see page 10

BEAM SELECTION BY LOAD AND LENGTH



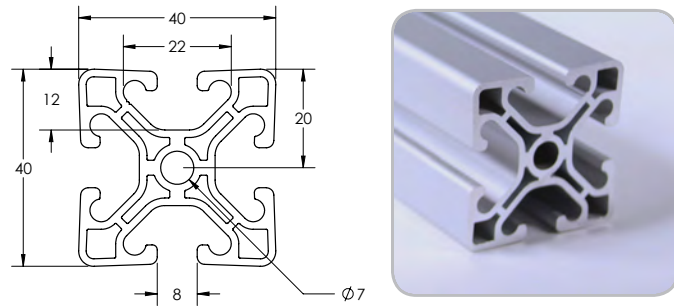
* Charts based on allowable loads related to yield strength with a margin of safety equal to five.

» For deflection equations see page 10

Metric Extrusions

TS40-40VLM

Clear Anodized - 650034



SPECIFICATIONS

Length	240" (6 m)
Weight	1.020 lbs/ft (1.518 kg/m)
Estimated Area	0.836 in ² (5.394 cm ²)
Moment of Inertia	$I_x = .1972 \text{ in}^4$ (8.21 cm ⁴) $I_y = .1972 \text{ in}^4$ (8.21 cm ⁴)

MACHINING SERVICES

CTL	660003
Single Access Hole	660028
Single Anchor Fastener	660020
Tap 5/16 - 18	660034
Tap M8	660033

TS40-40LM BISLOT AD

Clear Anodized - 650052



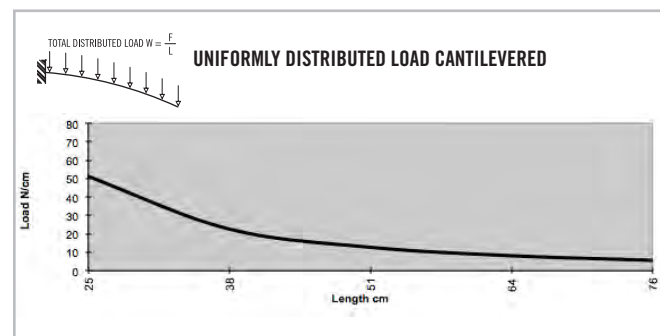
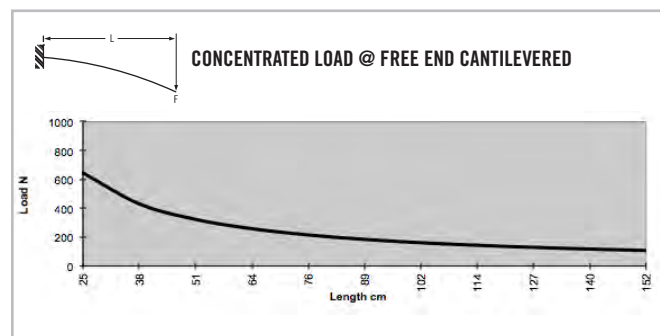
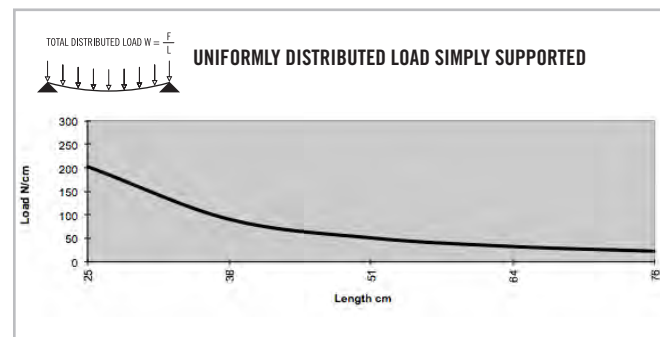
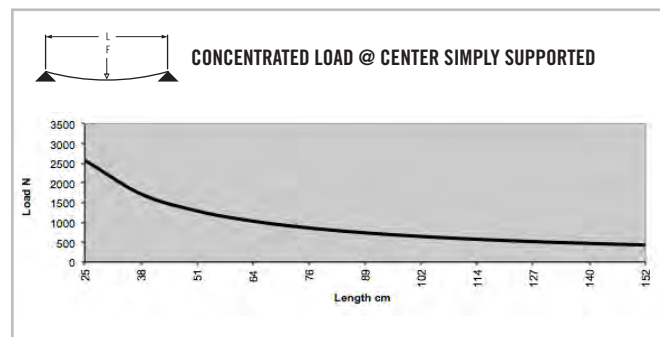
SPECIFICATIONS

Length	240" (6 m)
Weight	1.265 lbs/ft (1.887 kg/m)
Estimated Area	1.057 in ² (6.817 cm ²)
Moment of Inertia	$I_x = 0.214 \text{ in}^4$ (8.900 cm ⁴) $I_y = 0.231 \text{ in}^4$ (9.610 cm ⁴)

MACHINING SERVICES

CTL	660003
Single Access Hole	660028
Single Anchor Fastener	660020
Tap 5/16 - 18	660034
Tap M8	660033

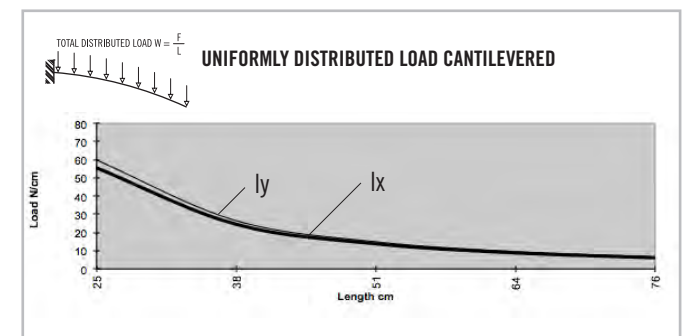
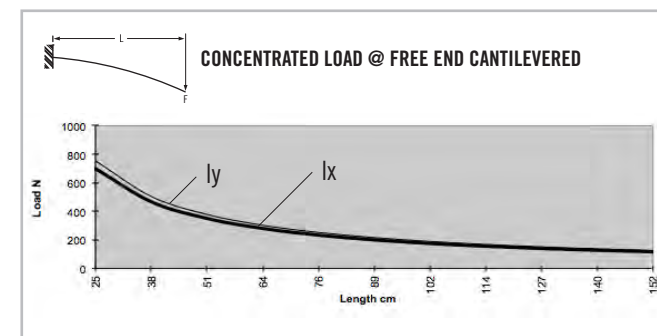
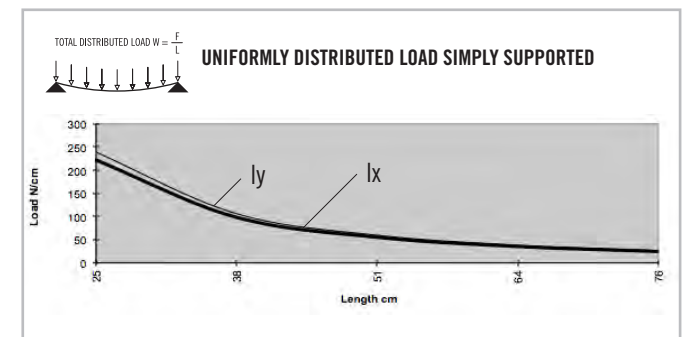
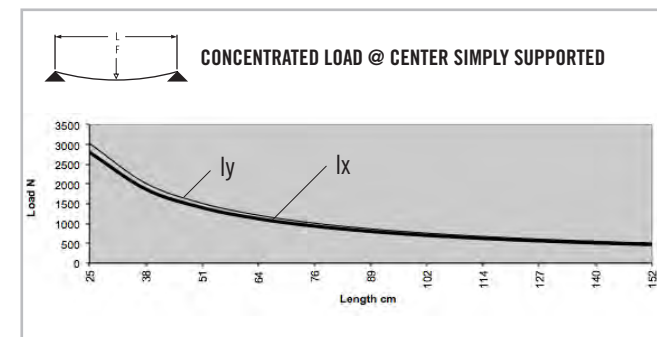
BEAM SELECTION BY LOAD AND LENGTH



* Charts based on allowable loads related to yield strength with a margin of safety equal to five.

» For deflection equations see page 10

BEAM SELECTION BY LOAD AND LENGTH



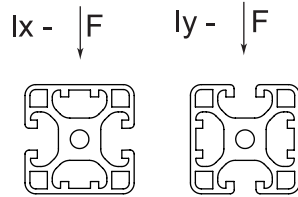
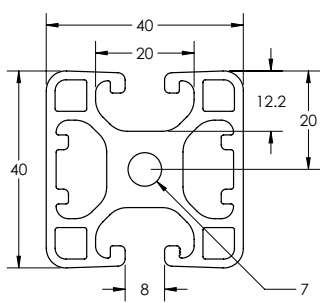
* Charts based on allowable loads related to yield strength with a margin of safety equal to five.

» For deflection equations see page 10

Metric Extrusions

TS40-40LM BISLOT OPP

Clear Anodized - 650051



SPECIFICATIONS

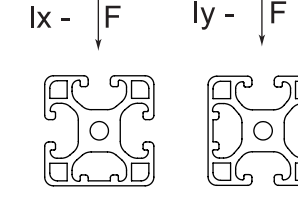
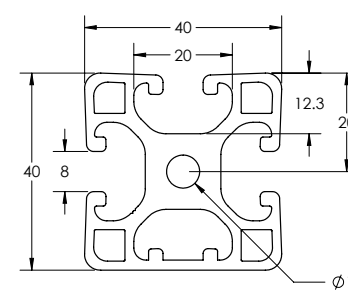
Length	240" (6 m)
Weight	1.267 lbs/ft (1.886 kg/m)
Estimated Area	1.056 in ² (6.816 cm ²)
Moment of Inertia	lx=0.214 in ⁴ (8.900 cm ⁴)
	ly=0.250 in ⁴ (10.427 cm ⁴)

MACHINING SERVICES

CTL	660003
Single Access Hole	660028
Single Anchor Fastener	660020
Tap 5/16 - 18	660034
Tap M8	660033

TS40-40ML TRISLOT

Clear Anodized - 650056



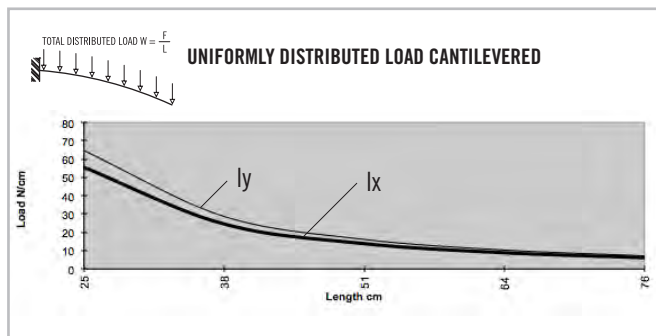
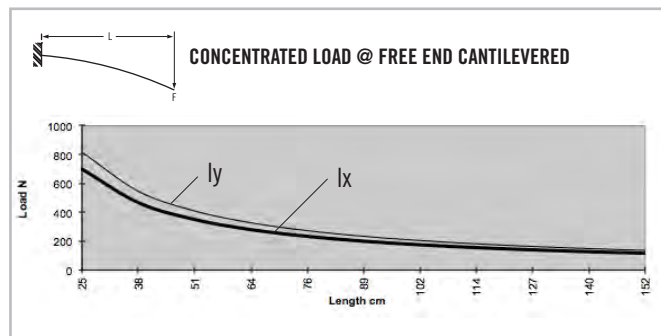
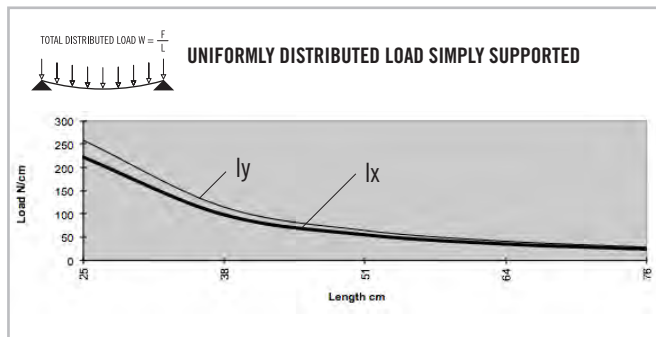
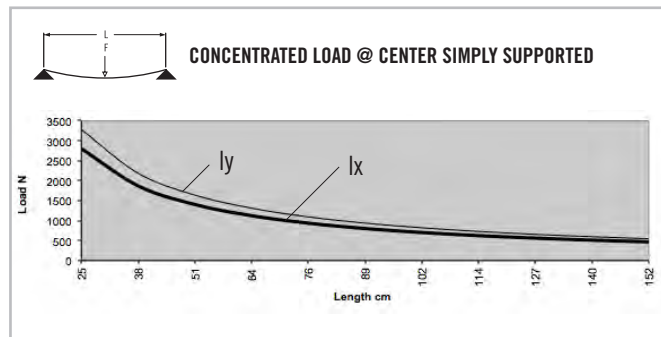
SPECIFICATIONS

Length	240" (6 m)
Weight	1.228 lbs/ft (1.827 kg/m)
Estimated Area	1.023 in ² (6.600 cm ²)
Moment of Inertia	lx=0.217 in ⁴ (9.032 cm ⁴)
	ly=0.235 in ⁴ (9.781 cm ⁴)

MACHINING SERVICES

CTL	660003
Single Access Hole	660028
Single Anchor Fastener	660020
Tap 5/16 - 18	660034
Tap M8	660033

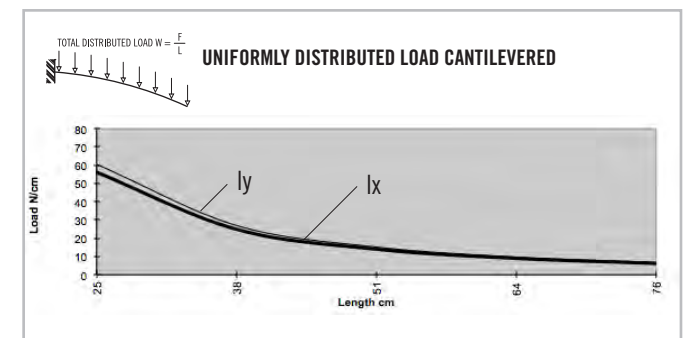
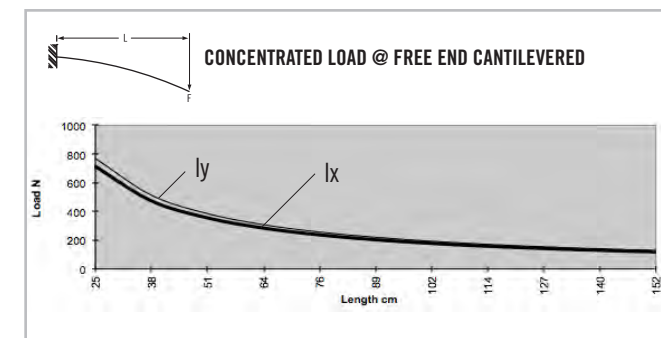
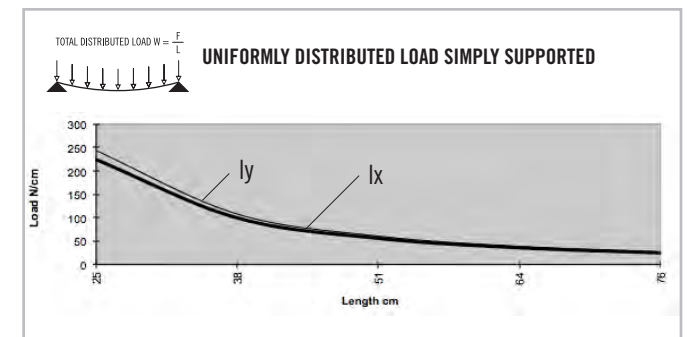
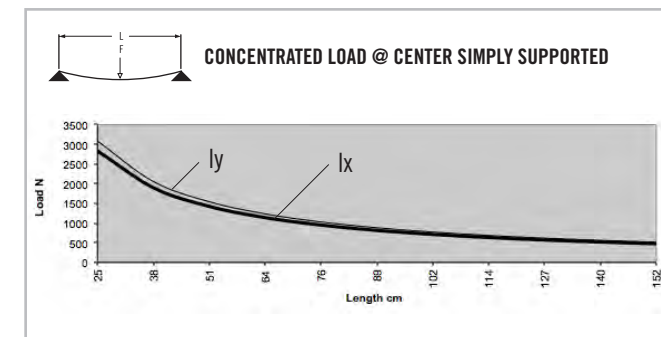
BEAM SELECTION BY LOAD AND LENGTH



* Charts based on allowable loads related to yield strength with a margin of safety equal to five.

» For deflection equations see page 10

BEAM SELECTION BY LOAD AND LENGTH



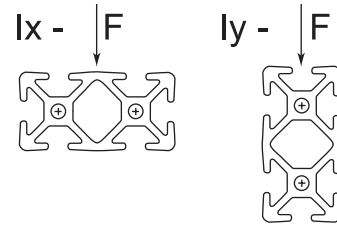

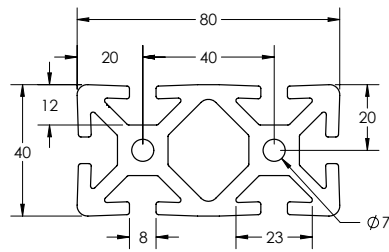
* Charts based on allowable loads related to yield strength with a margin of safety equal to five.

» For deflection equations see page 10

Metric Extrusions

TS40-80M

Clear Anodized - 650036



SPECIFICATIONS

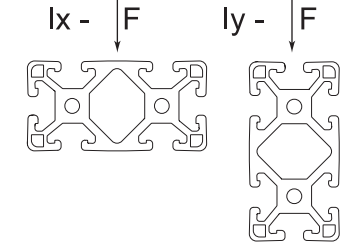

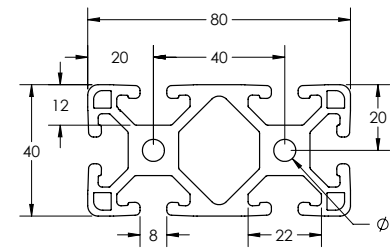
Length	240" (6 m)
Weight	2.851 lbs/ft (4.243 kg/m)
Estimated Area	2.423 in ² (15.632 cm ²)
Moment of Inertia	$I_x = .621 \text{ in}^4$ (25.848 cm ⁴) $I_y = 2.271 \text{ in}^4$ (94.526 cm ⁴)

MACHINING SERVICES

CTL	660006
Single Access Hole	660028
Single Anchor Fastener	660020
Tap 5/16 - 18	660024
Tap M8	660027

TS40-80LM

Clear Anodized - 650037
Black Anodized - 650137



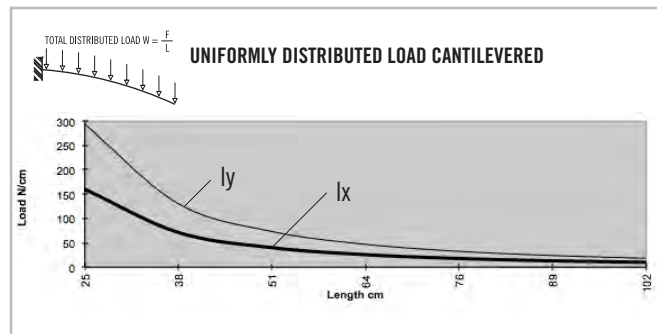
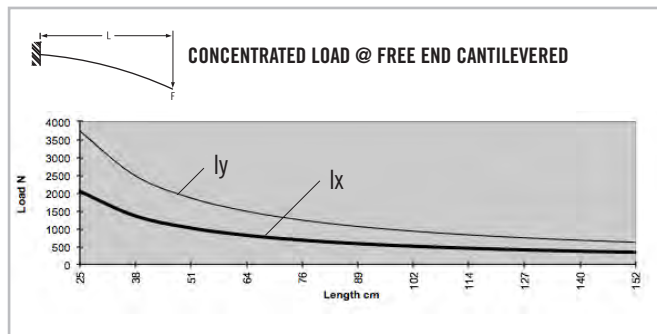
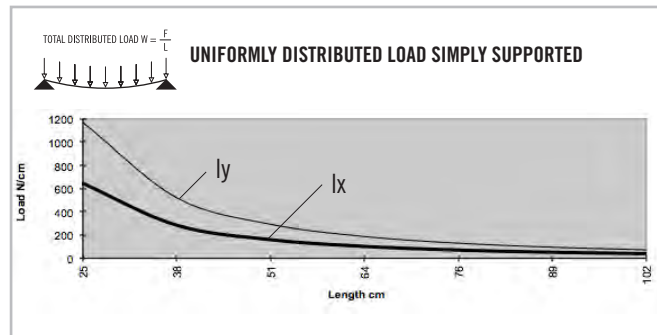
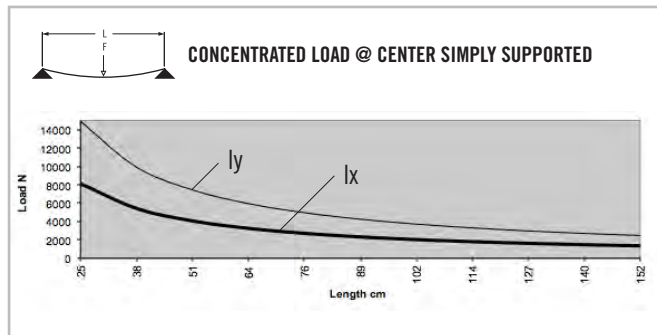
SPECIFICATIONS

Length	240" (6 m)
Weight	2.352 lbs/ft (3.500 kg/m)
Estimated Area	2.021 in ² (12.981 cm ²)
Moment of Inertia	$I_x = .495 \text{ in}^4$ (20.603 cm ⁴) $I_y = 1.761 \text{ in}^4$ (73.298 cm ⁴)

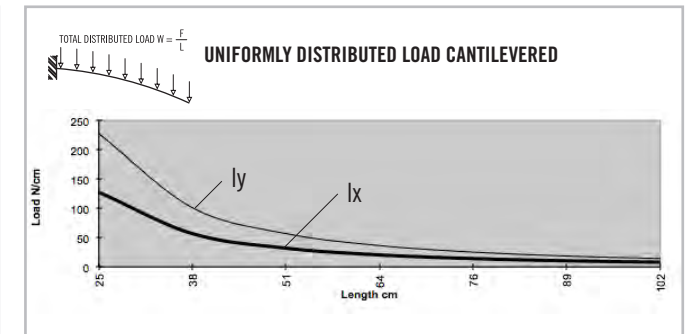
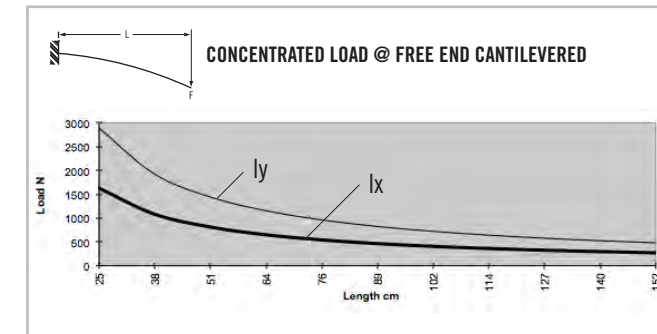
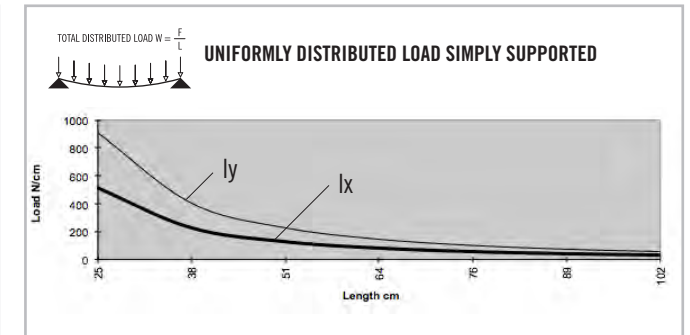
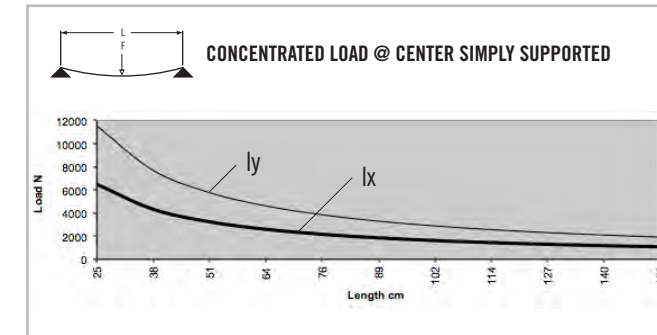
MACHINING SERVICES

CTL	660006
Single Access Hole	660028
Single Anchor Fastener	660020
Tap 5/16 - 18	660024
Tap M8	660027

BEAM SELECTION BY LOAD AND LENGTH



BEAM SELECTION BY LOAD AND LENGTH



* Charts based on allowable loads related to yield strength with a margin of safety equal to five.

» For deflection equations see page 10

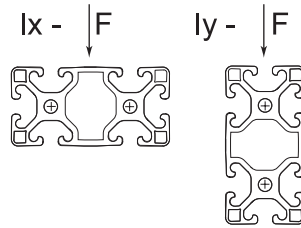
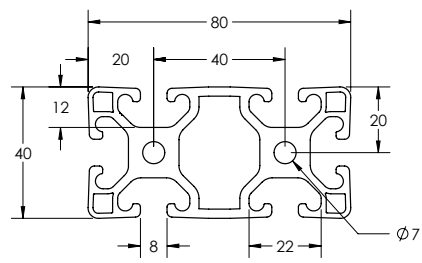
* Charts based on allowable loads related to yield strength with a margin of safety equal to five.

» For deflection equations see page 10

Metric Extrusions

TS40-80VLM

Clear Anodized - 650038



SPECIFICATIONS



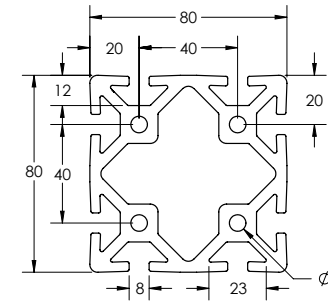
Length	240" (6 m)
Weight	2.082 lbs/ft (3.098 kg/m)
Estimated Area	1.661 in ² (10.716 cm ²)
Moment of Inertia	$I_x=0.396 \text{ in}^4$ (16.48 cm ⁴) $I_y=1.513 \text{ in}^4$ (62.98 cm ⁴)

MACHINING SERVICES

CTL	660006
Single Access Hole	660028
Single Anchor Fastener	660020
Tap 5/16 - 18	660024
Tap M8	660027

TS80-80M

Clear Anodized - 650039
Black Anodized - 650139



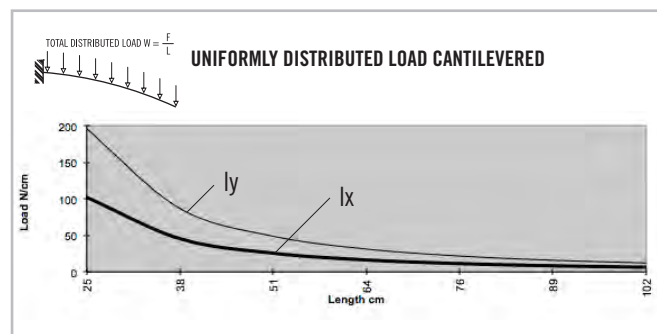
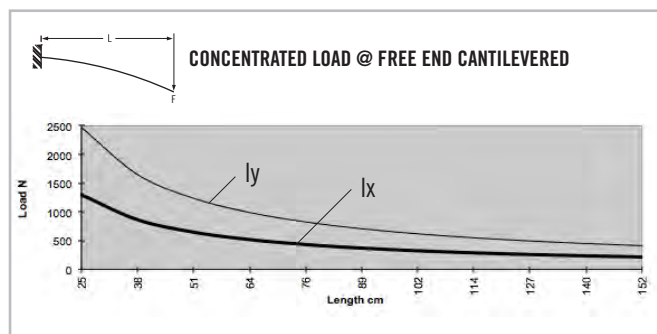
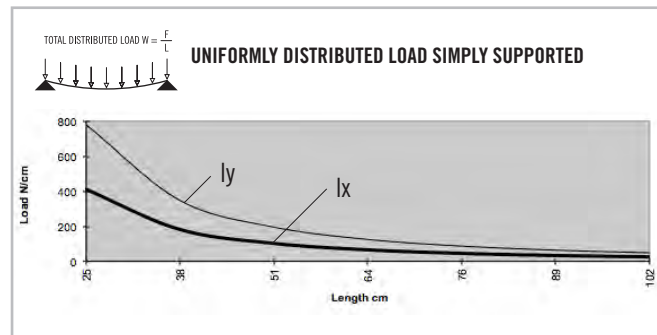
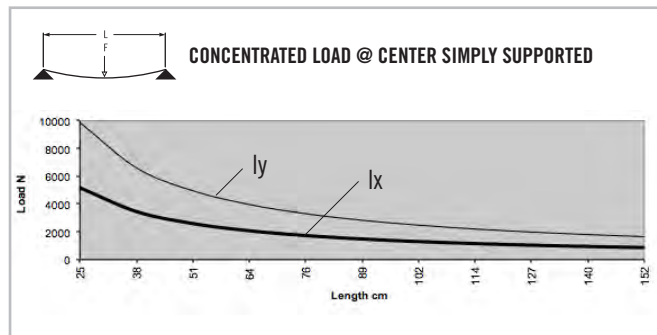
SPECIFICATIONS

Length	240" (6 m)
Weight	4.488 lbs/ft (6.679 kg/m)
Estimated Area	4.006 in ² (25.845 cm ²)
Moment of Inertia	$I_x=4.289 \text{ in}^4$ (178.522 cm ⁴) $I_y=4.289 \text{ in}^4$ (178.522 cm ⁴)

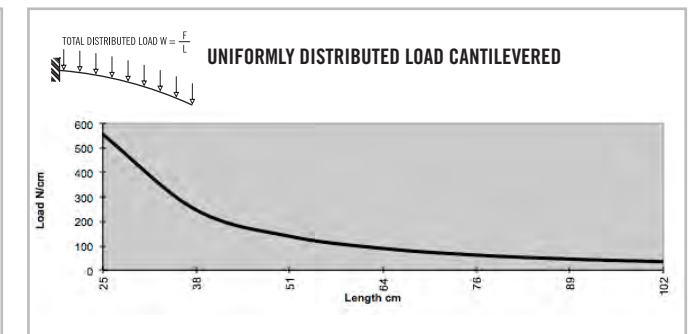
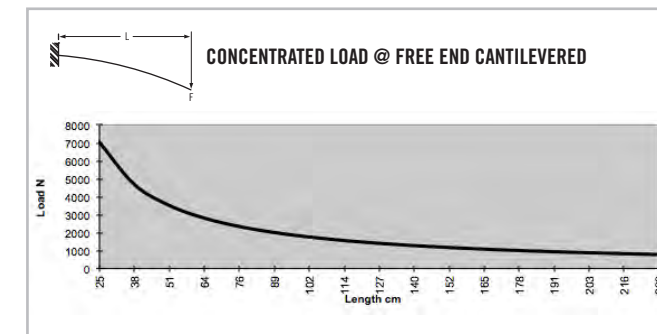
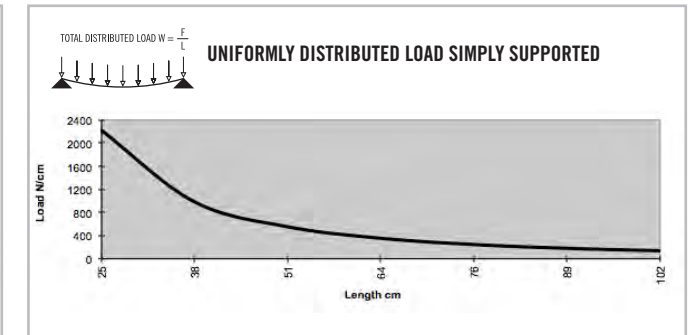
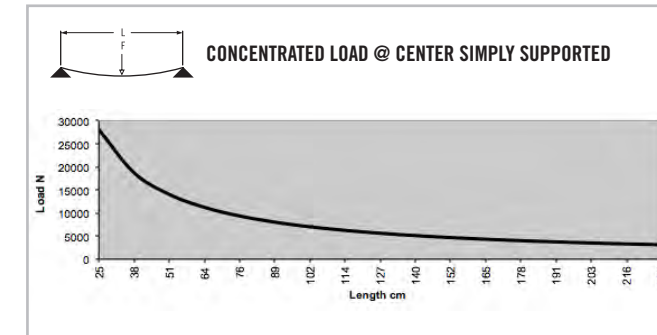
MACHINING SERVICES

CTL	660013
Single Access Hole	660028
Single Anchor Fastener	660020
Tap 5/16 - 18	660031
Tap M8	660032

BEAM SELECTION BY LOAD AND LENGTH



BEAM SELECTION BY LOAD AND LENGTH



* Charts based on allowable loads related to yield strength with a margin of safety equal to five.

» For deflection equations see page 10

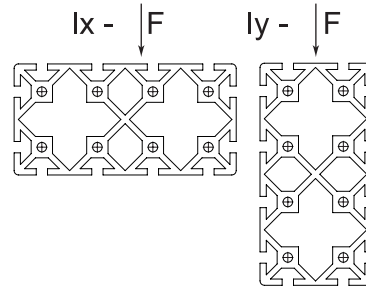

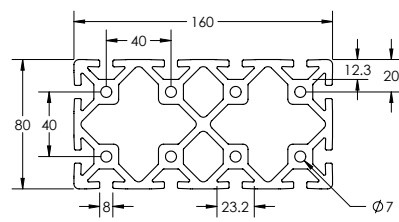
* Charts based on allowable loads related to yield strength with a margin of safety equal to five.

» For deflection equations see page 10

Metric Extrusions

TS80-160M

Clear Anodized - 650064



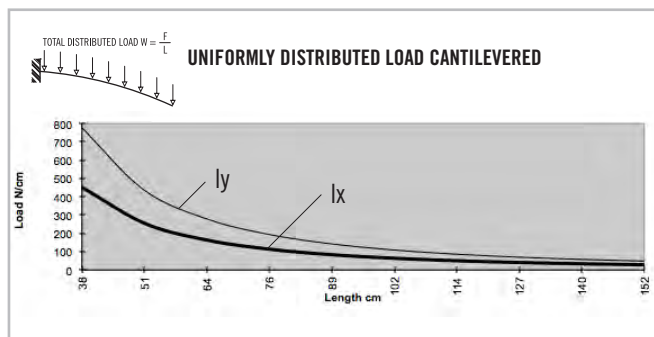
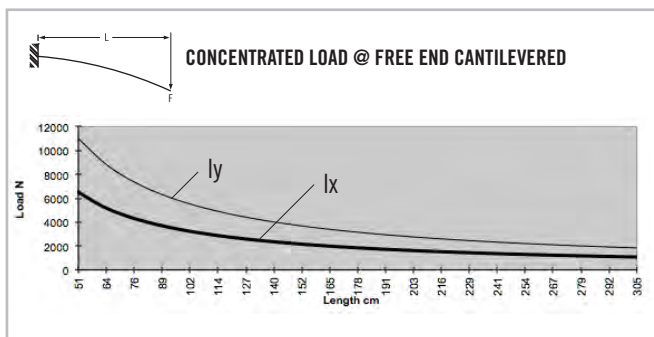
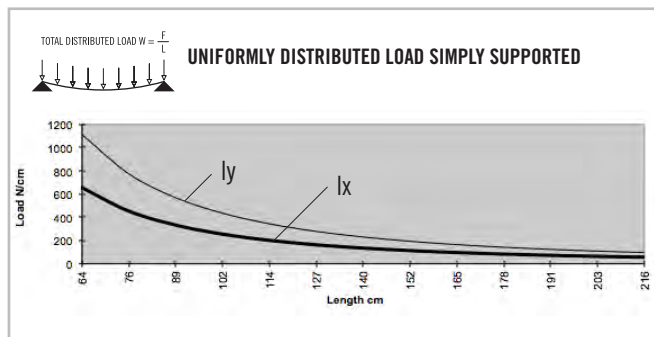
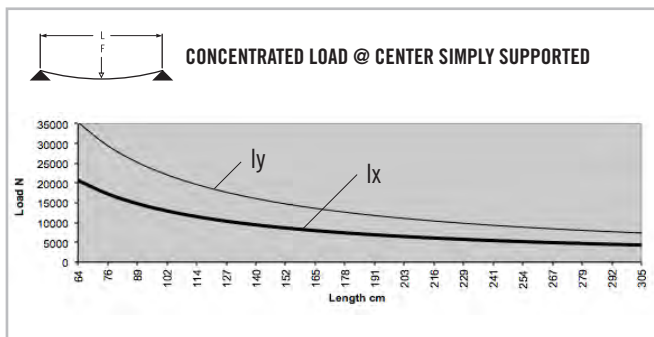
SPECIFICATIONS

Length	240" (6 m)
Weight	8.384 lbs/ft (12.477 kg/m)
Estimated Area	6.987 in ² (45.077 cm ²)
Moment of Inertia	I _x =7.901 in ⁴ (328.864 cm ⁴) I _y =26.973 in ⁴ (1112.701 cm ⁴)

MACHINING SERVICES

CTL	660008
Single Access Hole	660028
Single Anchor Fastener	660020
Tap 5/16 - 18	660012
Tap M8	660014

BEAM SELECTION BY LOAD AND LENGTH



* Charts based on allowable loads related to yield strength with a margin of safety equal to five.

» For deflection equations see page 10

CONTENT

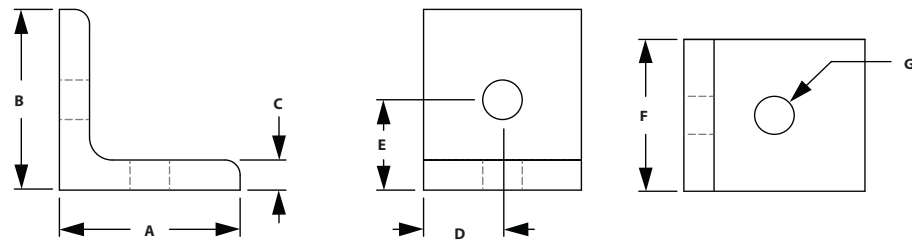

03 TSLOTS Brackets

Corner Brackets & Gussets	346-351
Joining Strips & Plates	351-356
Tee Joining Plates	356-357

03 BRACKETS METRIC

Metric Brackets

2 HOLE INSIDE CORNER BRACKET

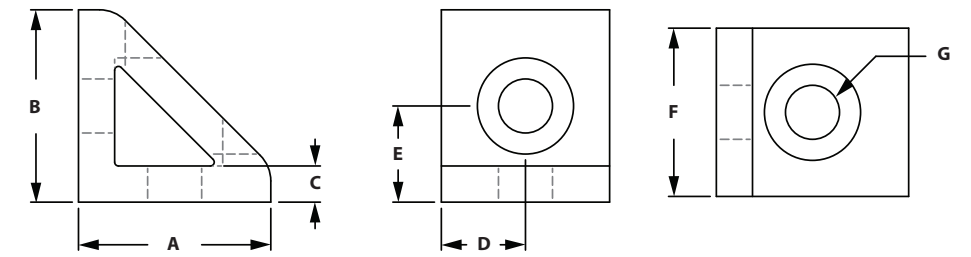


ITEM#	SERIES	A	B	C	D	E	F	G
664005	40	38.10mm	38.10mm	6.35mm	18.00mm	20.00mm	36.00mm	8.33mm

RECOMMENDED FASTENERS

ITEM#	SERIES	QTY	BOLT	TNUT
651506	40	2	M8 x 16mm BHSCS	Economy

2 HOLE INSIDE CORNER GUSSET

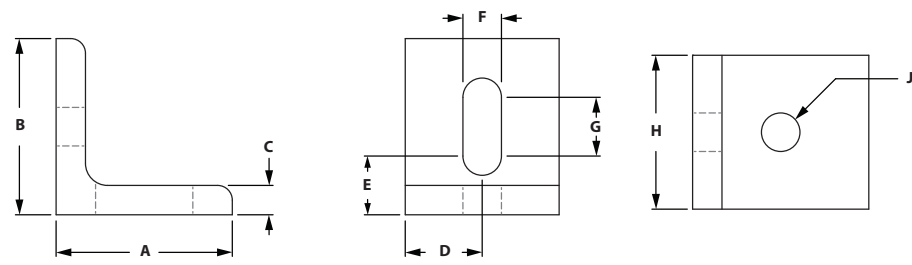



ITEM#	SERIES	A	B	C	D	E	F	G
664006	40	38.10mm	38.10mm	6.35mm	18.00mm	20.00mm	36.00mm	8.33mm

RECOMMENDED FASTENERS

ITEM#	SERIES	QTY	BOLT	TNUT
651506	40	2	M8 x 16mm BHSCS	Economy

2 HOLE SLOTTED CORNER BRACKET

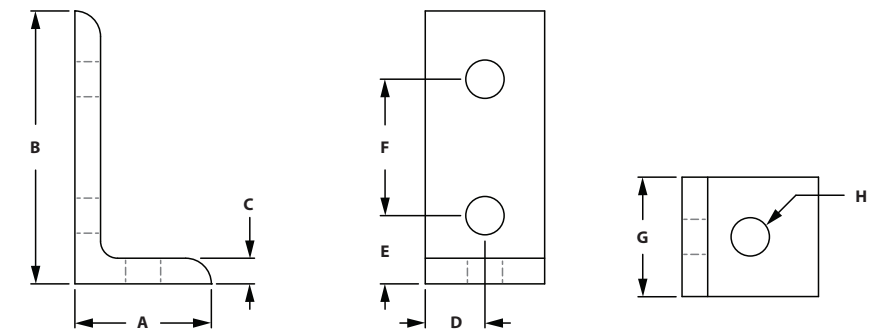


ITEM#	SERIES	A	B	C	D	E	F	G	H	J
664003	40	38.10mm	38.10mm	6.35mm	18.00mm	14.00mm	8.33mm	14.00mm	36.00mm	8.33mm

RECOMMENDED FASTENERS

ITEM#	SERIES	QTY	BOLT	TNUT
651506	40	2	M8 x 16mm BHSCS	Economy

3 HOLE INSIDE CORNER BRACKET



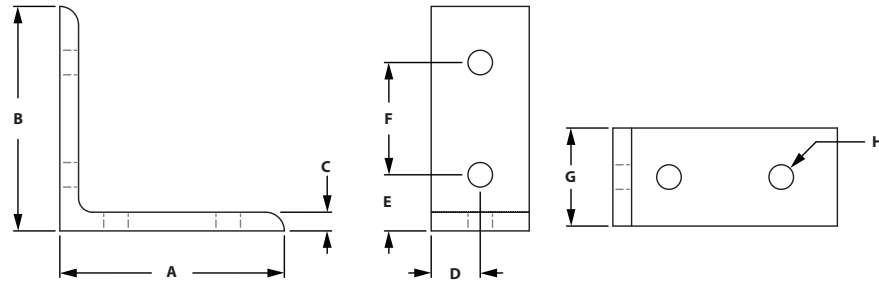
ITEM#	SERIES	A	B	C	D	E	F	G	H
664007	40	38.10mm	76.20mm	6.35mm	18.00mm	20.00mm	40.00mm	36.00mm	8.33mm

RECOMMENDED FASTENERS

ITEM#	SERIES	QTY	BOLT	TNUT
651506	40	3	M8 x 16mm BHSCS	Economy

Metric Brackets

4 HOLE VERTICAL INSIDE CORNER BRACKET

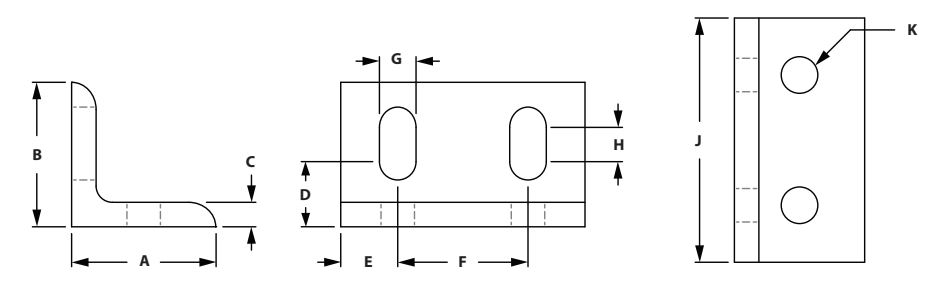


ITEM#	SERIES	A	B	C	D	E	F	G	H
664004	40	76.20mm	76.20mm	6.35mm	18.00mm	20.00mm	40.00mm	36.00mm	8.33mm

RECOMMENDED FASTENERS

ITEM#	SERIES	QTY	BOLT	TNUT
651506	40	4	M8 x 16mm BHSCS	Economy

4 HOLE HORIZONTAL SLOTTED INSIDE CORNER BRACKET

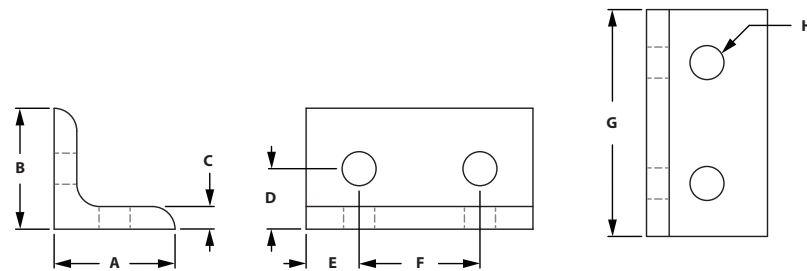


ITEM#	SERIES	A	B	C	D	E	F	G	H	J	K
659060	40	40.00mm	40.00mm	6.35mm	14.00mm	18.00mm	40.00mm	8.30mm	14.00mm	76.00mm	8.30mm

RECOMMENDED FASTENERS

ITEM#	SERIES	QTY	BOLT	TNUT
651506	40	4	M8 x 16mm BHSCS	Economy

4 HOLE HORIZONTAL INSIDE CORNER BRACKET

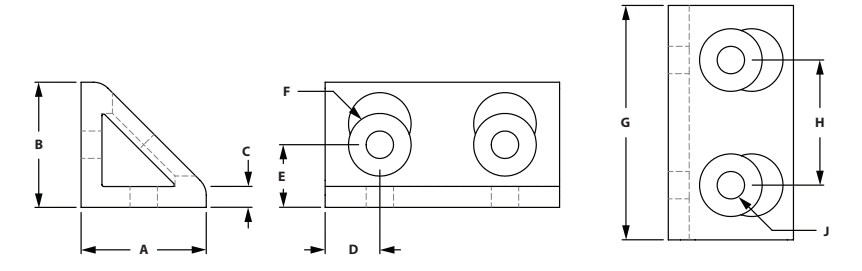



ITEM#	SERIES	A	B	C	D	E	F	G	H
664001	40	38.10mm	38.10mm	6.35mm	20.00mm	18.00mm	40.00mm	76.00mm	8.33mm

RECOMMENDED FASTENERS

ITEM#	SERIES	QTY	BOLT	TNUT
651506	40	4	M8 x 16mm BHSCS	Economy

4 HOLE HORIZONTAL INSIDE CORNER GUSSET



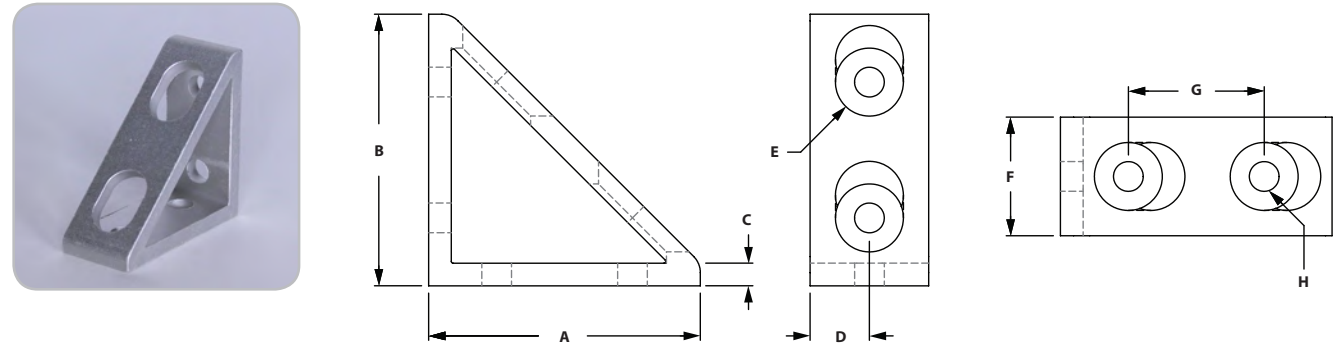
ITEM#	SERIES	A	B	C	D	E	F	G	H	J
664032	40	38.10mm	38.10mm	6.35mm	18.00mm	20.00mm	19.00mm	76.00mm	40.00mm	8.33mm

RECOMMENDED FASTENERS

ITEM#	SERIES	QTY	BOLT	TNUT
651506	40	4	M8 x 16mm BHSCS	Economy

Metric Brackets

4 HOLE VERTICAL INSIDE CORNER GUSSET

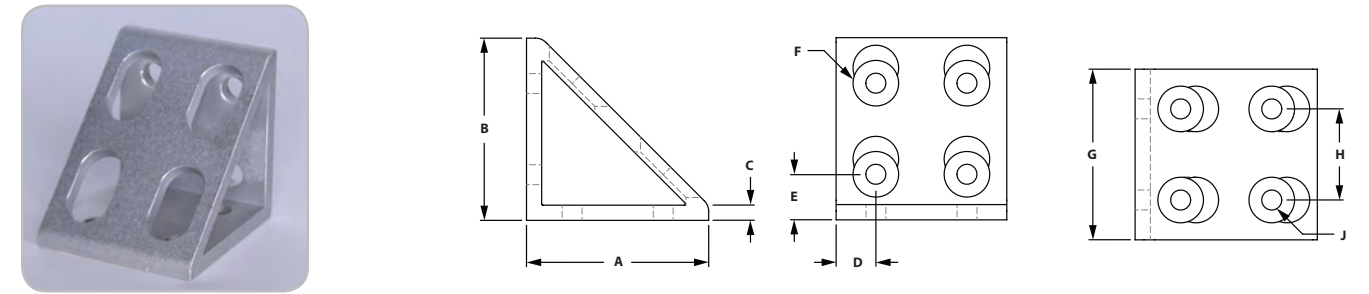


ITEM#	SERIES	A	B	C	D	E	F	G	H
664002	40	76.20mm	76.20mm	6.35mm	18.00mm	19.00mm	36.00mm	40.00mm	8.33mm

RECOMMENDED FASTENERS

ITEM#	SERIES	QTY	BOLT	TNUT
651506	40	4	M8 x 16mm BHSCS	Economy

8 HOLE VERTICAL INSIDE CORNER GUSSET

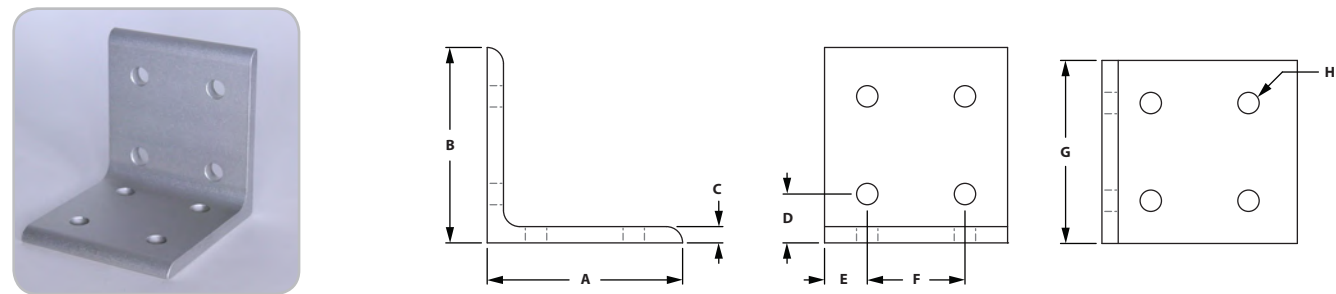


ITEM#	SERIES	A	B	C	D	E	F	G	H	J
664000	40	76.20mm	76.20mm	6.35mm	18.00mm	20.00mm	19.00mm	76.00mm	40.00mm	6.35mm

RECOMMENDED FASTENERS

ITEM#	SERIES	QTY	BOLT	TNUT
651506	40	8	M8 x 16mm BHSCS	Economy

8 HOLE VERTICAL INSIDE CORNER BRACKET

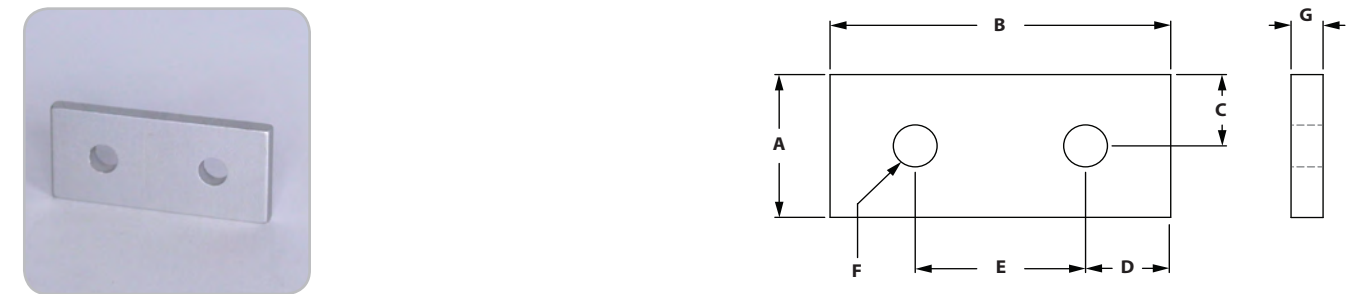


ITEM#	SERIES	A	B	C	D	E	F	G	H
664027	40	76.20mm	76.20mm	6.35mm	20.00mm	18.00mm	40.00mm	76.00mm	8.33mm

RECOMMENDED FASTENERS

ITEM#	SERIES	QTY	BOLT	TNUT
651506	40	8	M8 x 16mm BHSCS	Economy

2 HOLE JOINING STRIP



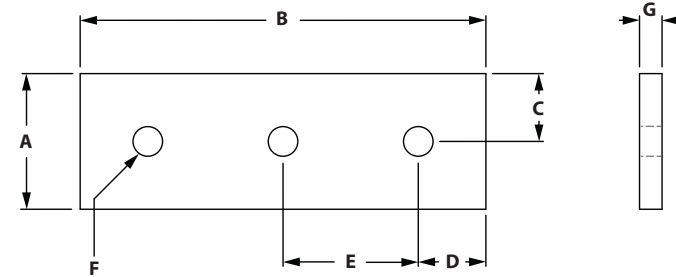
ITEM#	SERIES	A	B	C	D	E	F	G
664057	40	38.10mm	76.20mm	19.00mm	18.11mm	40.00mm	8.33mm	6.35mm

RECOMMENDED FASTENERS

ITEM#	SERIES	QTY	BOLT	TNUT
651506	40	2	M8 x 16mm BHSCS	Economy

Metric Brackets

3 HOLE JOINING STRIP

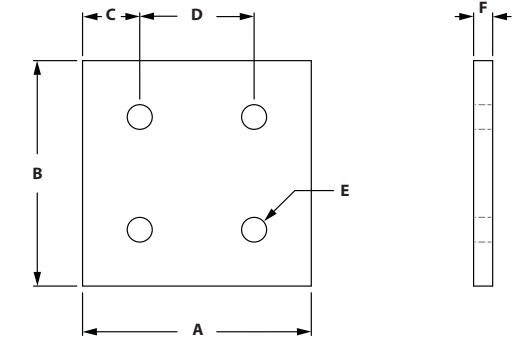


ITEM#	SERIES	A	B	C	D	E	F	G
664041	40	38.10mm	120.00mm	19.00mm	20.00mm	40.00mm	8.33mm	6.35mm

RECOMMENDED FASTENERS

ITEM#	SERIES	QTY	BOLT	TNUT
651506	40	3	M8 x 16mm BHSCS	Economy

4 HOLE JOINING PLATE

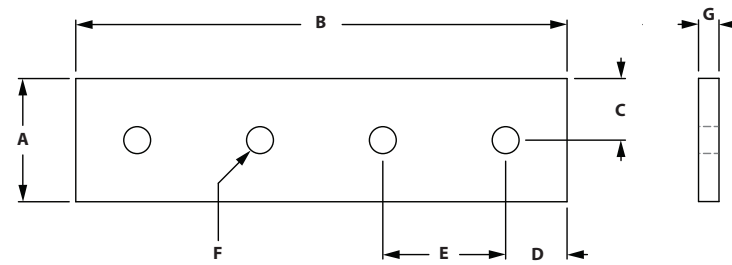


ITEM#	SERIES	A	B	C	D	E	F
664049	40	76.20mm	76.20mm	18.11mm	40.00mm	8.33mm	6.35mm

RECOMMENDED FASTENERS

ITEM#	SERIES	QTY	BOLT	TNUT
651506	40	4	M8 x 16mm BHSCS	Economy

4 HOLE JOINING STRIP

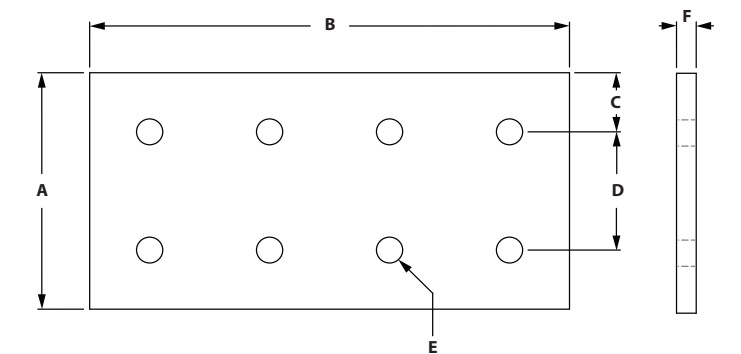


ITEM#	SERIES	A	B	C	D	E	F	G
664050	40	38.10mm	140.00mm	19.00mm	20.00mm	40.00mm	8.33mm	6.35mm

RECOMMENDED FASTENERS

ITEM#	SERIES	QTY	BOLT	TNUT
651506	40	4	M8 x 16mm BHSCS	Economy

8 HOLE JOINING PLATE



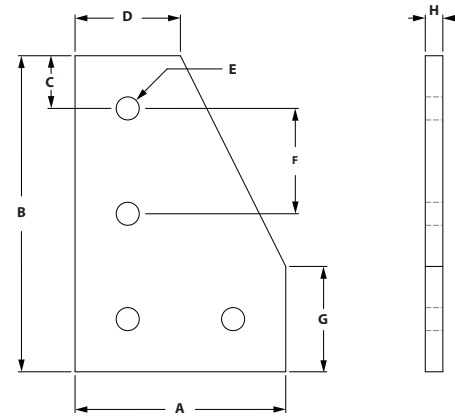
ITEM#	SERIES	A	B	C	D	E	F
659059	40	76.20mm	160.00mm	18.11mm	40.00mm	8.33mm	6.35mm

RECOMMENDED FASTENERS

ITEM#	SERIES	QTY	BOLT	TNUT
651506	40	8	M8 x 16mm BHSCS	Economy

Metric Brackets

4 Hole 90° JOINING PLATE

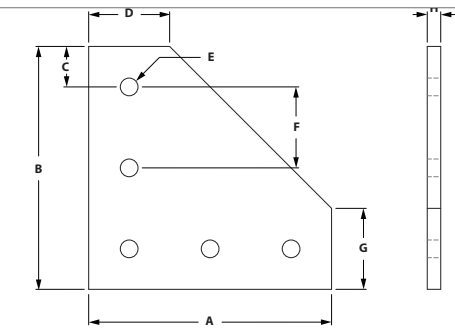


ITEM#	SERIES	A	B	C	D	E	F	G	H
664077	40	80.00mm	120.00mm	27.00mm	40.00mm	8.33mm	40.00mm	40.00mm	6.00mm

RECOMMENDED FASTENERS

ITEM#	SERIES	QTY	BOLT	TNUT
651506	40	4	M8 x 16mm BHSCS	Economy

5 HOLE 90° JOINING PLATE

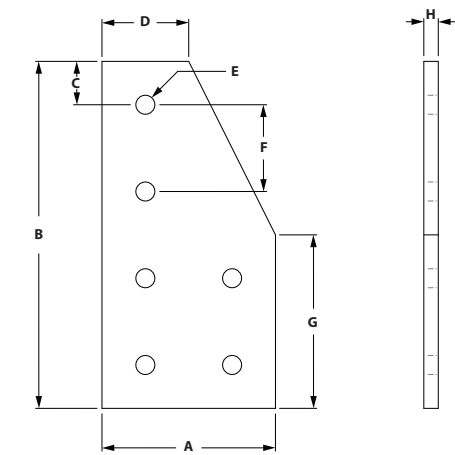


ITEM#	SERIES	A	B	C	D	E	F	G	H
664029	40	127.00mm	127.00mm	27.00mm	40.00mm	8.33mm	40.00mm	40.00mm	6.35mm

RECOMMENDED FASTENERS

ITEM#	SERIES	QTY	BOLT	TNUT
651506	40	5	M8 x 16mm BHSCS	Economy

6 Hole 90° JOINING PLATE

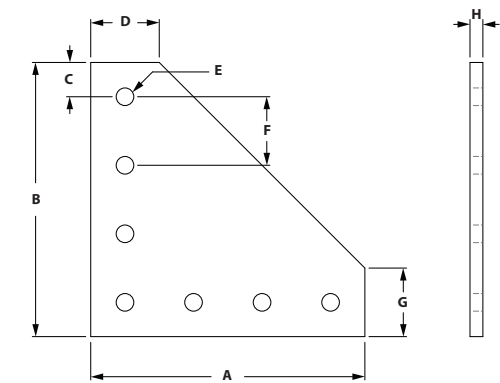


ITEM#	SERIES	A	B	C	D	E	F	G	H
682825	40	80.00mm	160.00mm	27.00mm	40.00mm	8.33mm	40.00mm	80.00mm	6.00mm

RECOMMENDED FASTENERS

ITEM#	SERIES	QTY	BOLT	TNUT
651506	40	6	M8 x 16mm BHSCS	Economy

7 HOLE 90° JOINING PLATE



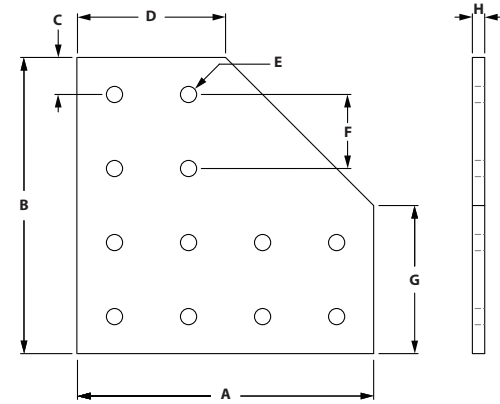

ITEM#	SERIES	A	B	C	D	E	F	G	H
664079	40	152.40mm	152.40mm	16.20mm	40.00mm	8.33mm	40.00mm	36.20mm	6.35mm

RECOMMENDED FASTENERS

ITEM#	SERIES	QTY	BOLT	TNUT
651506	40	7	M8 x 16mm BHSCS	Economy

Metric Brackets

12 Hole 90° JOINING PLATE

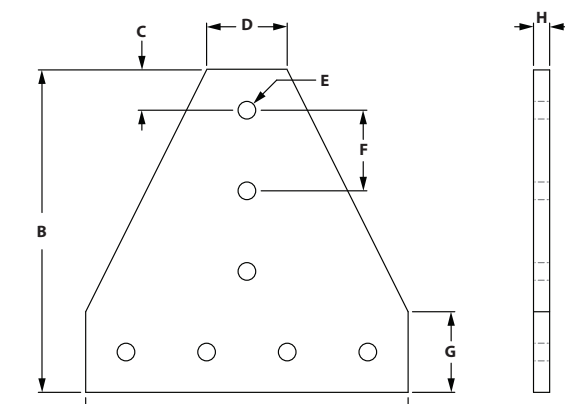



ITEM#	SERIES	A	B	C	D	E	F	G	H
664053	40	152.40mm	152.40mm	16.20mm	76.20mm	8.33mm	40.00mm	76.20mm	6.35mm

RECOMMENDED FASTENERS

ITEM#	SERIES	QTY	BOLT	TNUT
651506	40	12	M8 x 16mm BHSCS	Economy

7 HOLE TEE JOINING PLATE

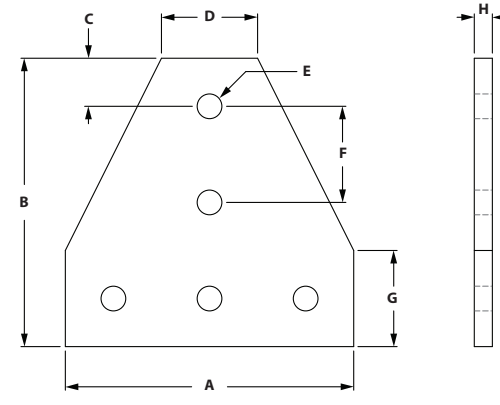


ITEM#	SERIES	A	B	C	D	E	F	G	H
664080	40	152.40mm	152.40mm	16.20mm	40.00mm	8.33mm	40.00mm	40.00mm	6.35mm

RECOMMENDED FASTENERS

ITEM#	SERIES	QTY	BOLT	TNUT
651506	40	7	M8 x 16mm BHSCS	Economy

5 HOLE TEE JOINING PLATE

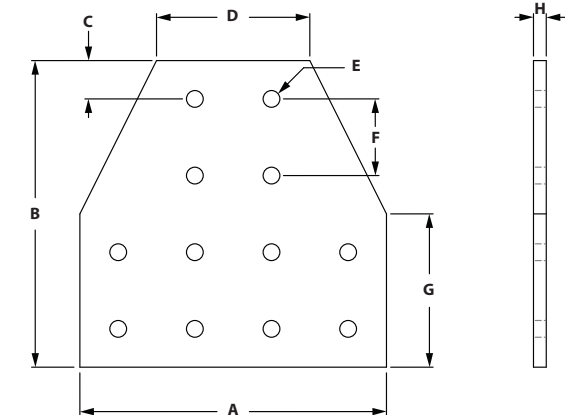



ITEM#	SERIES	A	B	C	D	E	F	G	H
664051	40	114.30mm	114.30mm	17.10mm	38.10mm	8.33mm	40.00mm	38.10mm	6.35mm

RECOMMENDED FASTENERS

ITEM#	SERIES	QTY	BOLT	TNUT
651506	40	5	M8 x 16mm BHSCS	Economy

12 HOLE TEE JOINING PLATE



ITEM#	SERIES	A	B	C	D	E	F	G	H
664054	40	152.40mm	152.40mm	16.20mm	76.20mm	8.33mm	40.00mm	76.20mm	6.35mm

RECOMMENDED FASTENERS

ITEM#	SERIES	QTY	BOLT	TNUT
651506	40	12	M8 x 16mm BHSCS	Economy

CONTENT

04 Fasteners

Fastener Application Test.....	360
Economy T-nuts	361
Standard T-nuts.....	361
Drop In T-nuts	362-363
Z-Nuts	363
Butt Fasteners	363
Anchor Fasteners.....	364
End Fasteners	364
Single Tab End Fastener.....	365
Screws	365-367
Washers & Hex Nuts.....	368

04 FASTENERS METRIC

Metric Fasteners

RECOMMENDED TOOL SIZE FOR FASTENERS

THREAD SIZE	SHCS	BHSCS	FBHSCS	FHSCS
8-32	--	3/32"	--	--
10-32	5/32"	1/8"	--	--
1/4-20	3/16"	5/32"	5/32"	5/32"
5/16-18	1/4"	3/16"	3/16"	3/16"
3/8-16	5/16"	N/A	--	7/32"
M5	4mm	3mm	--	3mm
M6	5mm	4mm	--	4mm
M8	6mm	5mm	--	5mm
M10	8mm	6mm	--	6mm

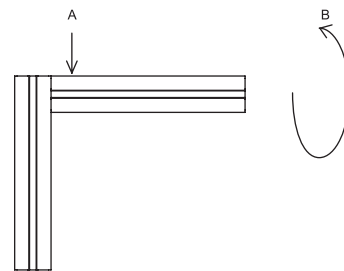
* Numbers in chart reflect hex tool size required.

FASTENER APPLICATION TEST

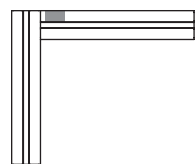
FASTENER	TS10-10		TS15-15L		TS15-15	
	A (lbs)	B	A (lbs)	B	A (lbs)	B
1	500	180 in/lbs	950	540 in/lbs	950	700 in/lbs
2	900	250 in/lbs	1,200	1,150 in/lbs	1,200	2,000 in/lbs
3	450	325 in/lbs	1,000	680 in/lbs	1,000	1,150 in/lbs
4	175	400 in/lbs	225	1,000 in/lbs	225	1,100 in/lbs
5	175	500 in/lbs	250	1,200 in/lbs	250	1,260 in/lbs
6	325	180 in/lbs	375	500 in/lbs	575	500 in/lbs
7	325	260 in/lbs	375	500 in/lbs	575	500 in/lbs

* All forces are approximate.

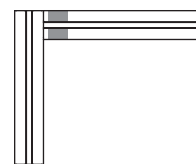
A - DIRECT FORCE
B - TORTIONAL FORCE



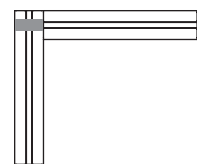
1 - SINGLE ANCHOR



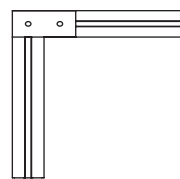
2 - DOUBLE ANCHOR



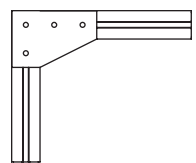
3 - END FASTENER



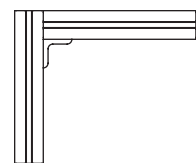
4 - JOINING STRIP



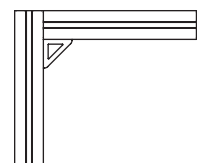
5 - 90° JOINING PLATE



6 - CORNER BRACKET



7 - CORNER GUSSET

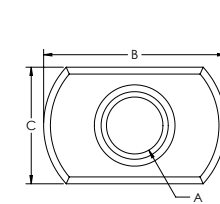


ECONOMY T-NUTS

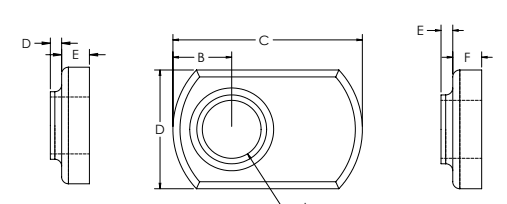


- Economical
- Extrusion end loading

CENTER THREAD



OFFSET THREAD



CENTER THREAD

ITEM#	FINISH	SERIES	A	B	C	D	E
651445	Black Zinc	40	M8 x 1.25	20.57mm	12.95mm	1.27mm	3.05mm

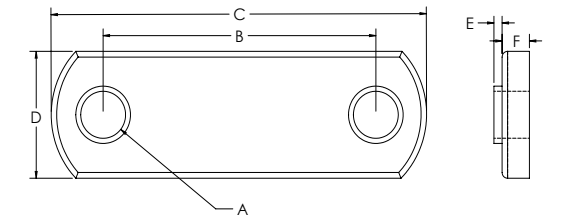
OFFSET THREAD

ITEM#	FINISH	SERIES	A	B	C	D	E	F
651366	Bright Zinc	40	M6 x 1.0	6.35mm	20.57mm	12.95mm	1.27mm	3.05mm
651367	Bright Zinc	40	M8 x 1.25	7.11mm	2.54mm	16.25mm	2.03mm	3.55mm

DOUBLE ECONOMY T-NUTS




- Economical
- Extrusion end loading
- Convenient and better productivity over single economy T-Nut



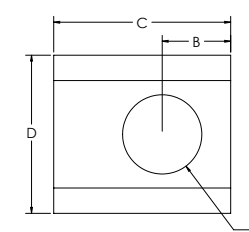
ITEM#	FINISH	SERIES	A	B	C	D	E	F
651461	Black Zinc	40	M8 x 1.25	40mm	76mm	16mm	2.032mm	3.556mm

STANDARD T-NUTS OFFSET

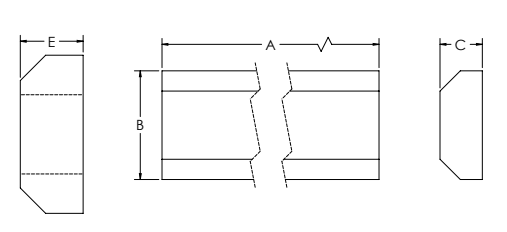


- Extrusion end loading
- Economical

STANDARD



PROFILE



ITEM#	FINISH	SERIES	A	B	C	D	E
651393	Black Zinc	40	M6 x 1.0	6.86mm	17.73mm	15.85mm	6.30mm
651395	Bright Zinc	40	M8 x 1.25	6.86mm	17.73mm	15.85mm	6.30mm

PROFILES

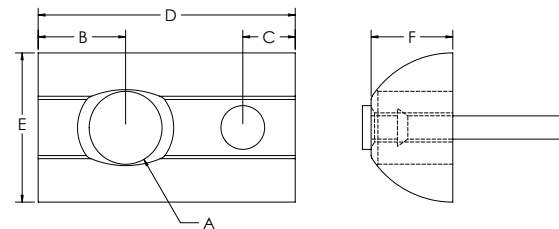
ITEM#	FINISH	SERIES	A	B	C
651475	Mill Finish	40	36.000"	.624"	.248"

Metric Fasteners

DROP IN T-NUTS WITH RUBBER HANDLE



- Tapered bottom allows for easy loading and removal from extrusion slot
- Reduces assembly time
- Easy to add and reposition in Tslot when ends are closed off
- Rubber nub holds T-Nut in vertical T-Slot

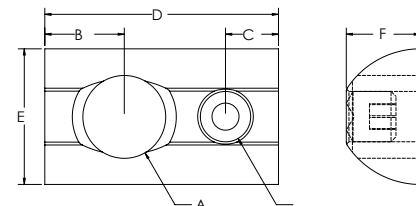


ITEM#	FINISH	SERIES	A	B	C	D	E	F
651372	Bright Zinc	40	M6 x 1.0	7.62mm	4.57mm	22.35mm	12.95mm	7.11mm
651371	Bright Zinc	40	M8 x 1.25	7.62mm	4.57mm	22.35mm	12.95mm	7.11mm

DROP IN T-NUTS WITH SET SCREW



- Tapered bottom allows for easy loading and removal from extrusion slot
- Reduces assembly time
- Easy to add and reposition in T-Slot when ends are closed off
- Set screw holds T-Nut in vertical T-Slot

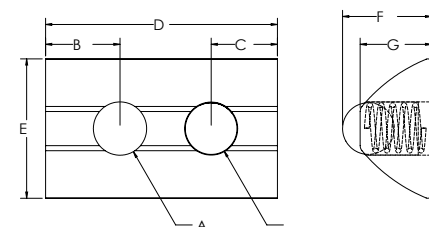


ITEM#	FINISH	SERIES	A	B	C	D	E	F
651425	Bright Zinc	40	M6 x 1.0	7.62mm	5.08mm	22.35mm	12.95mm	7.11mm
651421	Bright Zinc	40	M8 x 1.25	7.62mm	5.08mm	22.35mm	12.95mm	7.11mm

DROP IN T-NUTS WITH BALL BEARING



- Tapered bottom allows for easy loading and removal from extrusion slot
- Reduces assembly time
- Easy to add and reposition in T-Slot when ends are closed off
- Ball bearing holds T-Nut in vertical T-Slot

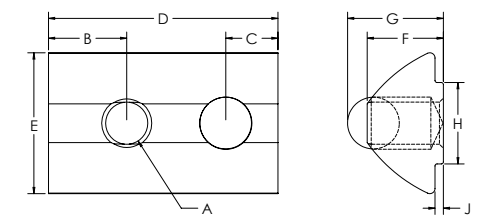


ITEM#	FINISH	SERIES	A	B	C	D	E	F	G
651646	Bright Zinc	40	M5 x .8	7.11mm	6.35mm	22.35mm	13.21mm	8.38mm	6.86mm
651647	Bright Zinc	40	M6 X 1.0	7.11mm	6.35mm	22.35mm	13.21mm	8.38mm	6.86mm
651648	Bright Zinc	40	M8 x 1.25	7.11mm	6.35mm	22.35mm	13.21mm	8.38mm	6.86mm

STEPPED DROP IN T-NUT WITH BALL BEARING



- Zinc plated stainless steel
- Self aligning roll in Tslot nut with spring ball

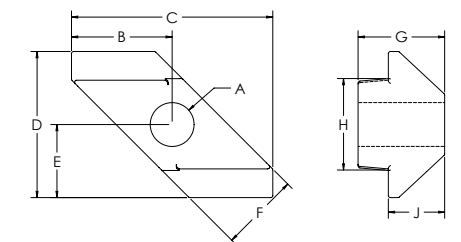


ITEM#	FINISH	SERIES	A	B	C	D	E	F	G	H	J
664111	Bright Zinc	40	M5 x .8	7.62mm	5.08mm	22.10mm	13.462mm	7.366mm	9.398mm	7.366mm	7.874mm
664112	Bright Zinc	40	M6 x 1.0	7.62mm	5.08mm	22.10mm	13.462mm	7.366mm	9.398mm	7.366mm	7.874mm
664113	Bright Zinc	40	M8 x 1.25	7.62mm	5.08mm	22.10mm	13.462mm	7.366mm	9.398mm	7.366mm	7.874mm

Z-NUTS



- Design allows for easy loading from extrusion slot
- Metric thread size only

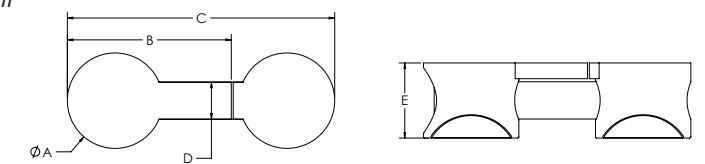


ITEM#	FINISH	SERIES	A	B	C	D	E	F	G	H	J
662002	Bright Zinc	40	M5 x .08	9.65mm	19.30mm	14.00mm	7.00mm	7.60mm	8.30mm	8.76mm	5.41mm
662001	Bright Zinc	40	M6 x 1.0	9.65mm	19.30mm	14.00mm	7.00mm	7.60mm	8.30mm	8.76mm	5.41mm

BUTT FASTENERS



- Allows you to butt two extrusions end to end for maximum strength and alignment
- See page 442 for machining



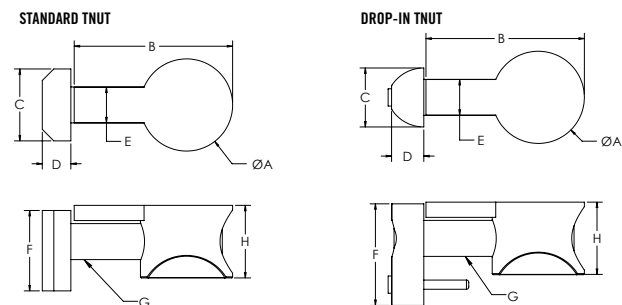
ITEM#	FINISH	SERIES	A	B	C	D	E
651154	Bright Zinc	40	10.16mm	35.05mm	56.90mm	7.87mm	16.00mm

Metric Fasteners

ANCHOR FASTENERS

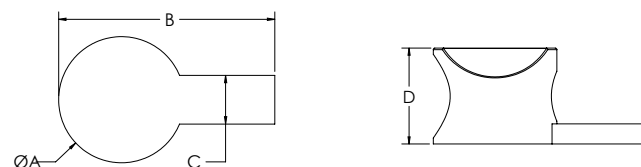


- Strongest of available fasteners
- Creates 90 degree T-Slot connections
- All T-Nuts are offset
- See page 442 for machining



ITEM#	FINISH	SERIES	A	B	C	D	E	F	G	H
651424	Bright Zinc	40	10.16mm	35.05mm	15.85mm	6.35mm	7.87mm	17.78mm	M8 x 30mm SHCS	16.00mm

ANCHOR FASTENER CAMS

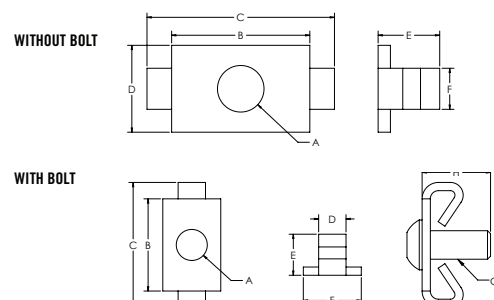


ITEM#	FINISH	SERIES	A	B	C	D
651147	Bright Zinc	40	10.16mm	35.05mm	7.87mm	16.00mm
651565	Black	40	10.16mm	35.05mm	7.87mm	16.00mm

END FASTENERS



- Provides a hidden fastener when connecting extrusions at 90 degrees
- Mating extrusions glide over end fastener
- Tapping service required in the extrusion base end and access hole in the mating extrusion
- Prevents mating extrusion from rotating



ITEM#	FINISH	SERIES	A	B	C	D	E	F
651289	Bright Zinc	40	8.63mm	25.65mm	34.80mm	16.25mm	11.43mm	7.62mm
651160	Black Zinc	40	8.63mm	25.65mm	34.80mm	16.25mm	11.43mm	7.62mm

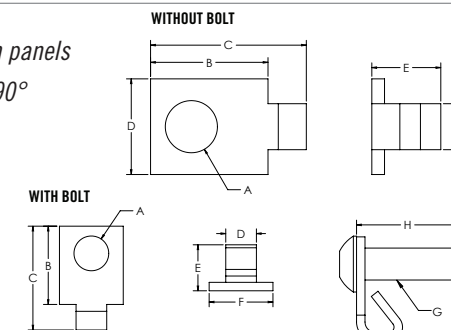
WITH BOLTS

ITEM#	FINISH	SERIES	A	B	C	D	E	F	G	H
651418	Bright Zinc	40	8.63mm	25.65mm	34.80mm	7.62mm	11.43mm	16.25mm	M8 x 20mm BHSCS	29.97mm

SINGLE TAB END FASTENERS



- Allows for panels to mate in slots without having to notch panels
- Provides hidden fastener when connecting extrusions at 90°
- Mating extrusions glide over end fastener
- Tapping service required in the extrusion base end and access hole in the mating extrusions



ITEM#	FINISH	SERIES	A	B	C	D	E	F
651495	Bright Zinc	40	8.63mm	19.56mm	25.91mm	7.62mm	11.43mm	15.75mm

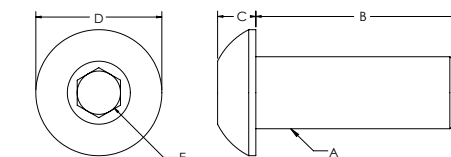
WITH BOLTS

ITEM#	FINISH	SERIES	A	B	C	D	E	F	G	H
651502	Bright Zinc	40	8.63mm	19.56mm	25.91mm	7.62mm	11.43mm	15.75mm	M8 x 20mm BHSCS	24.89mm

BUTTON HEAD SOCKET CAP SCREW & ASSEMBLIES



- Grade 8 or stronger
- Alloy steel
- ANSI B18.3 rating



ITEM#	FINISH	A	B	C	D	E
699936	Black Phosphate	M6	10mm	3.15mm	10.35mm	4.58mm
651333	Black Phosphate	M6	12mm	3.15mm	10.35mm	4.58mm
651570	Black Phosphate	M6	14mm	3.15mm	10.35mm	4.58mm
651335	Black Phosphate	M6	16mm	3.15mm	10.35mm	4.58mm
651579	Black Phosphate	M6	18mm	3.15mm	10.35mm	4.58mm
651340	Black Phosphate	M6	20mm	3.15mm	10.35mm	4.58mm
651661	Bright Zinc	M6	20mm	3.15mm	10.35mm	4.58mm
651341	Black Phosphate	M6	25mm	3.15mm	10.35mm	4.58mm
651343	Black Phosphate	M8	12mm	4.25mm	13.75mm	5.72mm
651580	Black Phosphate	M8	14mm	4.25mm	13.75mm	5.72mm
651345	Black Phosphate	M8	16mm	4.25mm	13.75mm	5.72mm
651581	Black Phosphate	M8	18mm	4.25mm	13.75mm	5.72mm
651347	Black Phosphate	M8	20mm	4.25mm	13.75mm	5.72mm
651351	Black Phosphate	M8	25mm	4.25mm	13.75mm	5.72mm

BUTTON HEAD SOCKET CAP SCREW COMBINATION PARTS

ITEM#	SERIES	BOLT ITEM	FINISH	THREAD	LENGTH	TNUT ITEM	TNUT TYPE	FINISH
651506	40	651345	Black Phosphate	M8	16mm	651367	Economy	Bright Zinc
651521	40	651345	Black Phosphate	M8	16mm	651461	DBL Economy	Black Zinc

CONTINUED NEXT PAGE

Metric Fasteners

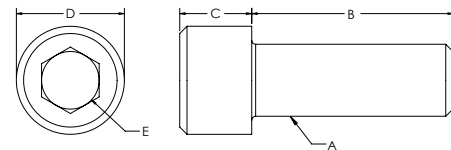
BUTTON HEAD SOCKET CAP SCREW COMBINATION PARTS (CONTINUED)

ITEM#	SERIES	BOLT ITEM	FINISH	THREAD	LENGTH	TNUT ITEM	TNUT TYPE	FINISH
651507	40	651345	Black Phosphate	M8	16mm	651395	Standard	Black Zinc
651508	40	651345	Black Phosphate	M8	16mm	651648	Drop-In	Bright Zinc

SOCKET HEAD CAP SCREWS & ASSEMBLIES



- Grade 8 or stronger
- Alloy steel
- ANSI B18.3 rating



ITEM#	FINISH	A	B	C	D	E
699933	Black Phosphate	M5	16mm	4.91mm	8.33mm	4.58mm
699932	Black Phosphate	M6	10mm	5.85mm	10.00mm	5.72mm
651332	Black Phosphate	M6	12mm	5.85mm	10.00mm	5.72mm
651546	Black Phosphate	M6	14mm	5.85mm	10.00mm	5.72mm
651334	Black Phosphate	M6	16mm	5.85mm	10.00mm	5.72mm
651573	Black Phosphate	M6	18mm	5.85mm	10.00mm	5.72mm
651337	Black Phosphate	M6	20mm	5.85mm	10.00mm	5.72mm
651338	Black Phosphate	M6	25mm	5.85mm	10.00mm	5.72mm
658592	Black Phosphate	M6	35mm	5.85mm	10.00mm	5.72mm
651342	Black Phosphate	M8	12mm	7.82mm	13.10mm	6.86mm
651575	Black Phosphate	M8	14mm	7.82mm	13.10mm	6.86mm
651344	Black Phosphate	M8	16mm	7.82mm	13.10mm	6.86mm
651577	Black Phosphate	M8	18mm	7.82mm	13.10mm	6.86mm
651346	Black Phosphate	M8	20mm	7.82mm	13.10mm	6.86mm
651350	Black Phosphate	M8	25mm	7.82mm	13.10mm	6.86mm
651354	Bright Zinc	M8	30mm	7.82mm	13.10mm	6.86mm
682660	Black Phosphate	M8	35mm	7.82mm	13.10mm	6.86mm
651542	Black Phosphate	M8	40mm	7.82mm	13.10mm	6.86mm
651562	Black Phosphate	M8	45mm	8.00mm	13.10mm	6.86mm
651553	Black Phosphate	M8	50mm	8.00mm	13.10mm	6.86mm
651563	Black Phosphate	M8	60mm	8.00mm	13.10mm	6.86mm
651564	Black Phosphate	M8	80mm	8.00mm	13.10mm	6.86mm

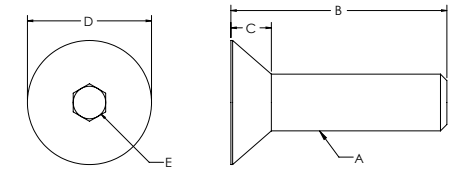
SOCKET HEAD CAP SCREWS COMBINATION PARTS

ITEM#	SERIES	BOLT ITEM	FINISH	THREAD	LENGTH	TNUT ITEM	TNUT TYPE	FINISH
651512	40	651344	Black Phosphate	M8	16mm	651367	Economy	Bright Zinc
651537	40	651346	Black Phosphate	M8	20mm	651367	Economy	Bright Zinc

FLATHEAD SOCKET CAP SCREW



- Grade 8 or stronger
- Alloy steel
- ANSI B18.3 rating

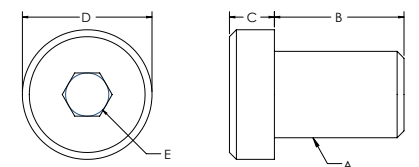


ITEM#	FINISH	A	B	C	D	E
651680	Black Phosphate	M4	8mm	2.20mm	8.00mm	2.5mm
651582	Black Phosphate	M5	20mm	3.00mm	9.70mm	3mm
651515	Black Phosphate	M6	12mm	3.72mm	11.78mm	4mm
651571	Black Phosphate	M6	14mm	3.72mm	11.78mm	4mm
651516	Black Phosphate	M6	16mm	3.72mm	11.78mm	4mm
651572	Black Phosphate	M6	18mm	3.72mm	11.78mm	4mm
651549	Black Phosphate	M6	20mm	3.72mm	11.78mm	4mm
651578	Black Phosphate	M8	12mm	4.96mm	15.66mm	5mm
651574	Black Phosphate	M8	14mm	4.96mm	15.66mm	5mm
651517	Black Phosphate	M8	16mm	4.96mm	15.66mm	5mm
651576	Black Phosphate	M8	18mm	4.96mm	15.85mm	5mm
651518	Bright Zinc	M8	20mm	4.96mm	15.85mm	5mm

LOWHEAD SOCKET CAP SCREW



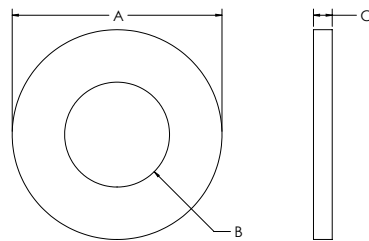
- Grade 8 or stronger
- Alloy steel
- ANSI B18.3 rating



ITEM#	FINISH	A	B	C	D	E
682961	Black Phosphate	M8	30.00mm	4.93mm	12.90mm	5mm

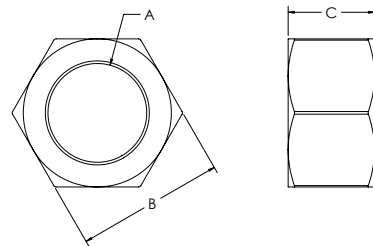
Metric Fasteners

WASHERS



ITEM#	FINISH	TYPE	A	B	C
651550	Bright Zinc	M5	10.00mm	5.20mm	1.00mm
651388	Bright Zinc	M6	11.80mm	6.50mm	1.60mm
651387	Black Zinc	M8	15.70mm	8.50mm	1.75mm
681813	Bright Zinc	M10	19.75mm	10.60mm	2.00mm

HEX NUTS



ITEM#	FINISH	A	B	C
651352	Black Zinc	M6	9.80mm	4.80mm
651353	Black Zinc	M8	12.80mm	6.30mm
680597	Bright Zinc	M12	18.80mm	9.80mm

CONTENT

05 TSLOTS Hardware

Hinges	372-374
Handles	375-377
Door Catches	378-382
Door Slide Track	383
Tool Hangers & Clamp	384-385
Binder Clips & Binding Blocks	385-386
End Caps & Covers	387-388
Casters	389-391
Leveling Feet	392-393
Base Plates	394-396
Floor Mounts	397
Pivot Joints	398-399

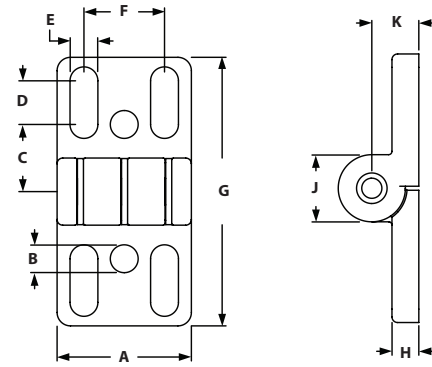
05 TSLOTS HARDWARE METRIC

TSLOTS Hardware

UNIVERSAL DOOR HINGE WITH OBLONG HOLES



- Hinges panels or extrusions
- Oblong holes allow you to adjust the gap of the door or panel
- Die-cast black powder coated



ITEM#	SERIES	A	B	C	D	E	F	G	H	J	K
655768	40	40mm	8.3mm	20mm	13mm	8.3mm	24mm	80mm	8mm	20mm	14mm

RECOMMENDED FASTENERS (TO EXTRUSION SLOT)

ITEM#	SERIES	QTY	DESCRIPTION
651577	40	4	M8 x 18mm SHCS
651367	40	4	M8 Offset Economy Tnut

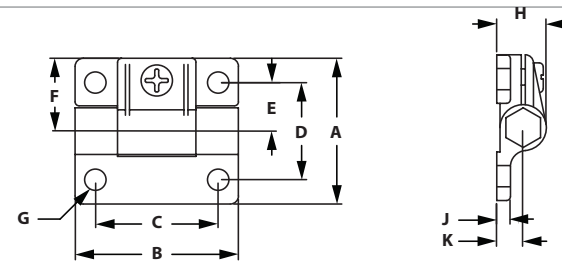
RECOMMENDED FASTENERS (TO PANEL)

ITEM#	SERIES	QTY	BOLT	HEX NUT	WASHER
651347, 651387, 651353	40	4	M8 x 20mm FHSCS	Yes	Yes

PLASTIC ADJUSTABLE HINGES



- Allows you to mount plastic panels and doors directly to TSLOTS
- Adjustable hinge allows you to increase or decrease pivot tension
- Adjustable Hinges are not suitable for hinging two TSLOTS extrusions together



ITEM#	SERIES	A	B	C	D	E	F	G	H	J	K
655077	40	57.15mm	63.50mm	47.75mm	38.10mm	19.00mm	28.58mm	6.86mm	19.56mm	5.08mm	10.40mm

RECOMMENDED FASTENERS (MOUNT TO EXTRUSION)

ITEM#	SERIES	QTY	DESCRIPTION
651335	40	2	M6 x 16mm BHSCS
651366	40	2	M6 Economy Tnut

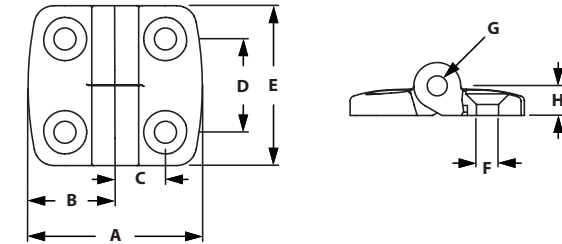
RECOMMENDED FASTENERS (MOUNT TO PANEL)

ITEM#	SERIES	QTY	DESCRIPTION
651340	40	2	M6 x 20mm BHSCS
651352	40	2	M6 Hex Nut
651388	40	2	M6 Washer

PLASTIC LIFT OFF HINGES



- Hinges panels or extrusions
- Black fiberglass reinforced nylon, stainless steel bolt



ITEM#	SERIES	LIFT OFF	A	B	C	D	E	F	G	H
655776	40	Right Hand	77mm	38.5mm	22.5mm	28mm	48mm	6.6mm	14mm	9mm
655775	40	Left Hand	77mm	38.5mm	22.5mm	28mm	48mm	6.6mm	14mm	9mm

RECOMMENDED FASTENERS (TO EXTRUSION SLOT)

ITEM#	SERIES	QTY	DESCRIPTION
651516	40	2	M6 x 16mm FHSCS
651366	40	2	M6 Offset Economy Tnut

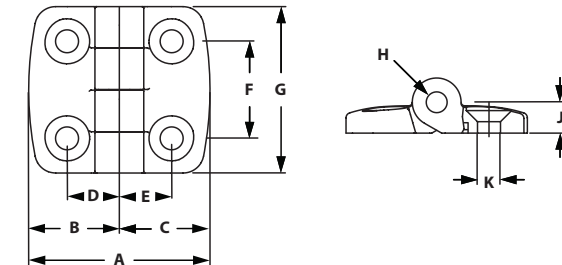
RECOMMENDED FASTENERS (TO PANEL)

ITEM#	SERIES	QTY	BOLT	HEX NUT	WASHER
651516, 651388, 651352	40	4	M6 x 20mm FHSCS	Yes	Yes

PLASTIC HINGES



- Black fiberglass reinforced nylon, stainless steel bolt
- Hinges TSLOTS Extrusions together



ITEM#	SERIES	A	B	C	D	E	F	G	H	J	K
655680	40	71.00mm	35.50mm	35.50mm	20.00mm	20.00mm	28.00mm	48.00mm	6.00mm	9.00mm	6.60mm

RECOMMENDED FASTENERS

ITEM#	SERIES	QTY	DESCRIPTION
651516	40	4	M6 x 16mm FHSCS
651366	40	4	M6 Economy Tnut

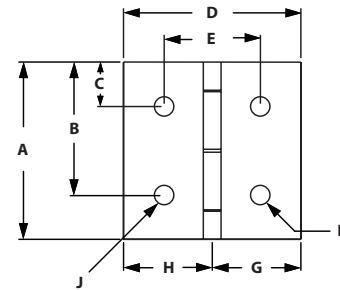
RECOMMENDED FASTENERS (TO PANEL)

ITEM#	SERIES	QTY	BOLT	HEX NUT	WASHER
651516, 651388, 651352	40	4	M6 x 20mm FHSCS	Yes	Yes

ALUMINUM HINGES



- Hinges T-SLOTS extrusions together
- Low profile mounts to T-Slot
- Clear anodize finish matches T-slot finish
- Gap of .050" between extrusions




ITEM#	SERIES	A	B	C	D	E	F	G	H	J	CAPACITY
655082	40	3.000"	2.250"	.750"	3.000"	1.625"	.328"	1.500"	1.500"	.328"	75lbs

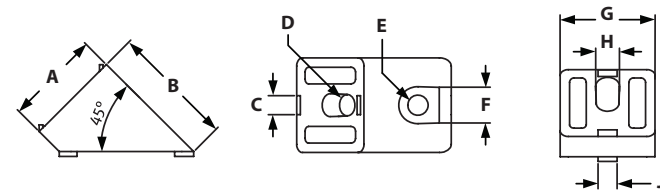
RECOMMENDED FASTENERS

ITEM#	SERIES	QTY	DESCRIPTION
651343	40	4	M8 x 12mm BHSCS
651367	40	4	M8 Economy Tnut

45° CONNECTOR ANGLE 40



- Connects two extrusions at 45° angle
- Die-cast zinc



ITEM#	SERIES	A	B	C	D	E	F	G	H	J
655767	40	40mm	52mm	8mm	9mm	8.5mm	15mm	40mm	10mm	8mm


RECOMMENDED FASTENERS (EXTRUSION SLOT)

ITEM#	SERIES	QTY	BOLT	TNUT
651512	40	1	M8 x 16mm SHCS	Economy

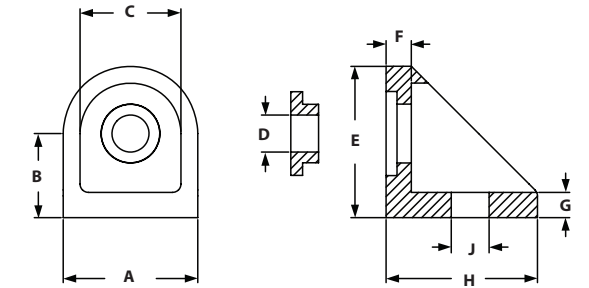
RECOMMENDED FASTENERS (EXTRUSION END)

ITEM#	SERIES	QTY	BOLT
651350	40	1	M8 x 16mm SHCS

ADJUSTABLE ANGLE 40



- Connects extrusions at various angles
- Can be turned freely when mounted
- Die-cast zinc



ITEM#	SERIES	A	B	C	D	E	F	G	H	J
664110	40	32mm	20mm	24mm	8.8mm	36mm	6mm	6mm	36mm	9mm

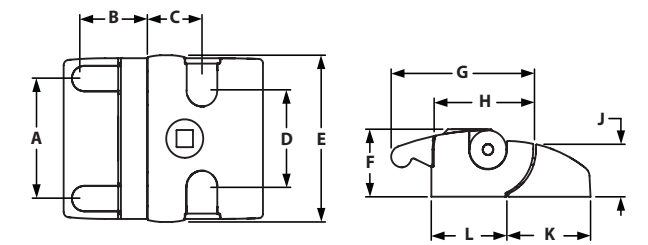
RECOMMENDED FASTENERS

ITEM#	SERIES	QTY	BOLT	TNUT
651512	40	1	M8 x 16mm SHCS	Economy

SLAM LATCH



- Black powder coat
- Ideal for cabinets and guarding



ITEM#	TYPE	SERIES	A	B	C	D	E	F	G	H	J	K	L
671072	Universal Key	40	56mm	29.5mm	27mm	45mm	78mm	32mm	69mm	49.5mm	25.4mm	39.5mm	36.5mm
671073	Unique Key	40	56mm	29.5mm	27mm	45mm	78mm	32mm	69mm	49.5mm	25.4mm	39.5mm	36.5mm
671074	Without Key	40	56mm	29.5mm	27mm	45mm	78mm	32mm	69mm	49.5mm	25.4mm	39.5mm	36.5mm

RECOMMENDED FASTENERS

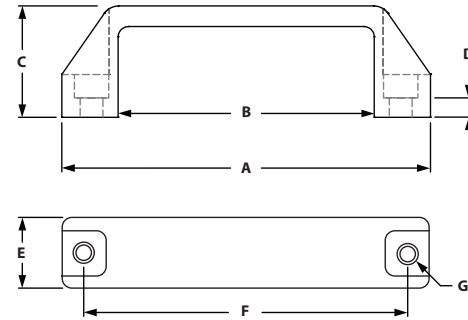
ITEM#	SERIES	QTY	DESCRIPTION
651334	40	4	M6 x 16mm SHCS
651366	40	4	M6 Offset Economy Tnut

TSLOTS Hardware

PLASTIC DOOR HANDLES



- Mounts directly to Tslots or machined panel
- Made of black nylon



ITEM#	SIZE	SERIES	A	B	C	D	E	F
655059	Medium	40	136.40mm	94.70mm	41.15mm	26.16mm	114.30mm	8.00mm
655058	Large	40	198.40mm	150.60mm	50.80mm	30.00mm	117.00mm	8.00mm

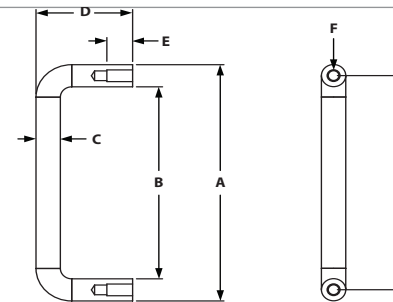
RECOMMENDED FASTENERS

ITEM#	SERIES	QTY	DESCRIPTION
651577	40	2	M8 x 18mm SHCS
651367	40	2	M8 Economy Tnut

STEEL DOOR HANDLES



- Mounts directly to panel
- Machining required



ITEM#	SERIES	A	B	C	D	E	F
655068	40	84.10mm	68.30mm	7.90mm	31.20mm	83.80mm	8-32 TAP

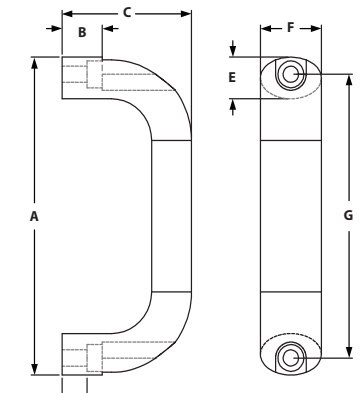
INCLUDED FASTENERS

ITEM#	QTY	DESCRIPTION
651006	2	8-32 x 1/2" BHSCS

ALUMINUM DOOR HANDLES



- Mounts directly in extrusion slot or machined panel
- Corrosion resistant



ITEM#	SERIES	A	B	C	D	E	F
655562	40	130.00mm	17.00mm	26.00mm	17.00mm	26.00mm	116.00mm

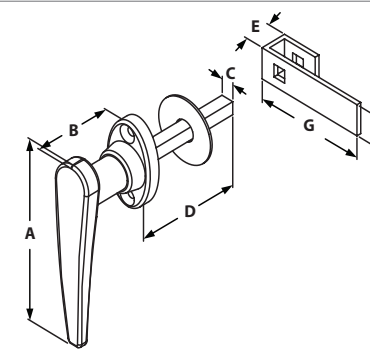
RECOMMENDED FASTENERS

ITEM#	SERIES	QTY	DESCRIPTION
651337	40	2	M6 x 20mm SHCS
651366	40	2	M6 Economy Tnut

DELUXE DOOR HANDLE



- Corrosion resistant chrome finish
- Ideal for cabinets and guarding
- Door Latch Milling Machining Service required – item number 660086, page 445.



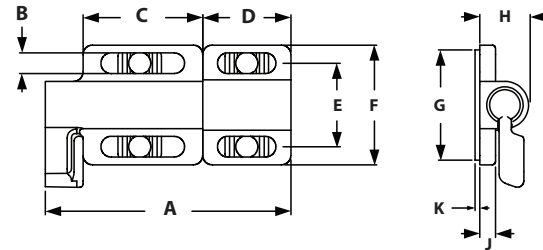
ITEM#	TYPE	SERIES	A	B	C	D	E	F	G
655053	Non-Locking	40	111.10mm	50.80mm	7.90mm	65.86mm	19.00mm	19.00mm	69.90mm
655061	Locking	40	111.10mm	50.80mm	7.90mm	65.86mm	19.00mm	19.00mm	69.90mm

TSLOTS Hardware

90° DEADBOLT LATCH



- Positive, spring loaded deadbolt
- Ideal for enclosure doors
- Stainless Steel bolt and spring



ITEM#	SERIES	A	B	C	D	E	F	G	H	J	K
655103	40	78.00mm	6.60mm	38.00mm	30.00mm	26.50mm	38.00mm	35.00mm	16.00mm	5.00mm	1.50mm

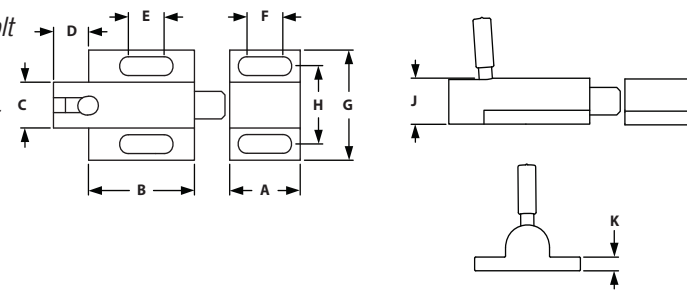
INCLUDED FASTENERS

ITEM#	QTY	DESCRIPTION
651332	4	M6 x 12mm SHCS
651366	4	M6 Economy Tnut

0° DEADBOLT W/ TOP LATCH



- Positive, spring loaded deadbolt
- Ideal for enclosure doors
- Stainless steel bolt and spring



ITEM#	SERIES	A	B	C	D	E	F	G	H	J	K
655051	40	25.40mm	38.10mm	15.90mm	12.70mm	12.90mm	12.70mm	27.00mm	38.10mm	15.90mm	4.75mm

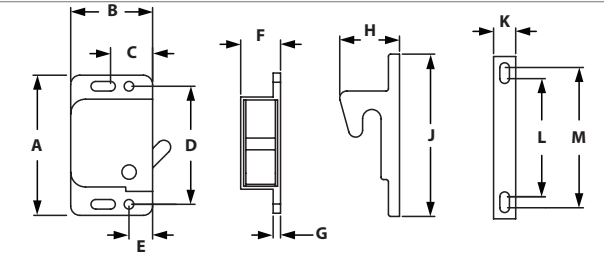
RECOMMENDED FASTENERS

ITEM#	QTY	DESCRIPTION
651332	4	M6 x 12mm SHCS
651366	4	M6 Economy Tnut

GRABBER™ DOOR CATCH



- Mounts inside your enclosure
- Push to close, pull to open
- Spring loaded over center action
- 3 pull-up forces to choose from
- Corrosion resistant black ABS



ITEM#	PULL FORCE	SERIES	A	B	C	D	E	F	G	H	J	K	L	M
655067	3 lb	40	48.30mm	28.20mm	14.50mm	40.64mm	8.10mm	13.70mm	2.50mm	20.58mm	55.90mm	7.60mm	40.64mm	48.30mm
655085	5 lb	40	48.30mm	28.20mm	14.50mm	40.64mm	8.10mm	13.70mm	2.50mm	20.58mm	55.90mm	7.60mm	40.64mm	48.30mm
655118	10 lb	40	48.30mm	28.20mm	14.50mm	40.64mm	8.10mm	13.70mm	2.50mm	20.58mm	55.90mm	7.60mm	40.64mm	48.30mm

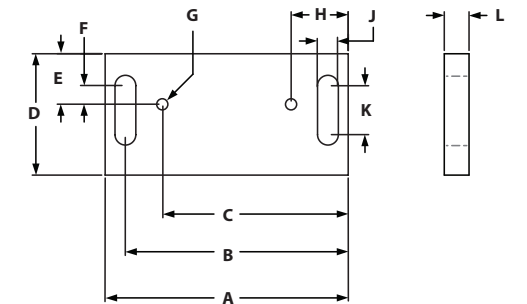
INCLUDED FASTENERS

ITEM#	QTY	DESCRIPTION
651020	4	6-32 x 3/8" BHSCS

GRABBER™ DOOR CATCH MOUNTING PLATES



- Mounts Grabber™ Door Catch to TSLOTS



ITEM#	SERIES	A	B	C	D	E	F	G	H	J	K
655117	40	76.20mm	69.90mm	58.30mm	38.10mm	15.90mm	10.00mm	6-32	17.90mm	6.50mm	15.40mm

RECOMMENDED FASTENERS

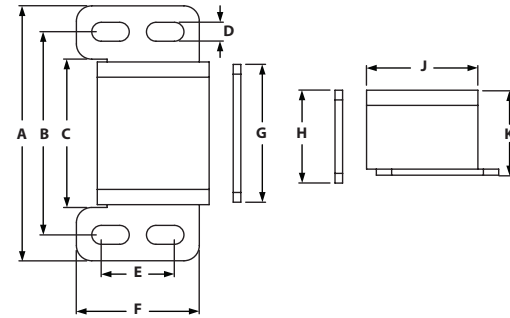
ITEM#	SERIES	QTY	DESCRIPTION
651579	40	2	1/4-20 x 3/4" BHSCS
651366	40	2	M6 Economy Tnut

TSLOTS Hardware

MAGNETIC DOOR CATCH



- Ideal for latching panels in place
- Fasteners included
- To mount to extrusion, use either Magnetic Door Catch Bracket on page 379 for 0° or 90° connection.



ITEM#	SERIES	A	B	C	D	E	F	G	H	J	K
655087	40	53.10mm	42.40mm	31.00mm	4.10mm	15.20mm	25.40mm	28.70mm	19.60mm	23.10mm	17.80mm

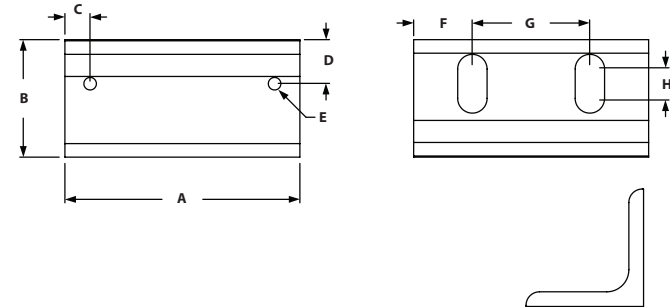
INCLUDED FASTENERS

ITEM#	QTY	DESCRIPTION
651466	1	6-32 X 1/2 FHSCS
651020	2	6-32 X 3/8 BHSCS
651465	3	6-32 Black Zinc Tnut

MAGNETIC DOOR CATCH BRACKET



- Use with Magnetic Door Catch



ITEM#	SERIES	A	B	C	D	E-TAP	F	G	H
655471	40	2.000"	1.000"	.220"	.380"	6-32	.500"	1.000"	.250"

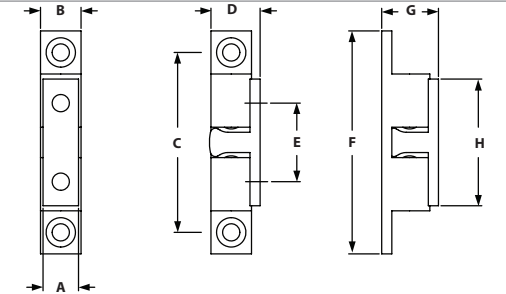
INCLUDED FASTENERS

ITEM#	QTY	DESCRIPTION
651021	2	1/4-20 x 1/2" BHSCS
651080	2	1/4" Washer
651163	2	1/4-20 Economy Tnut

DOUBLE BALL CATCH



- Brass - chrome plated
- Quick catch for doors, adjustable clamping force
- Can clamp in 2 positions (sideways/front)

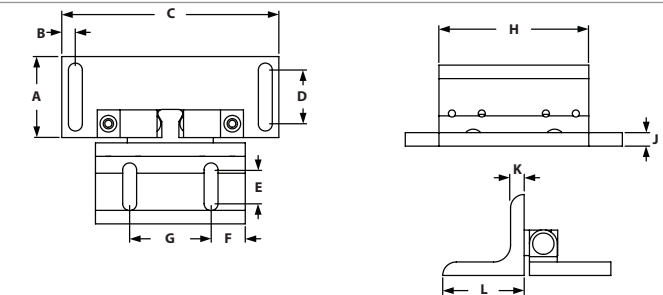


ITEM#	SERIES	A	B	C	D	E	F	G	H
657169	40	12mm	13mm	58mm	15.2mm	30mm	68.4mm	18.1mm	40.2mm

DOUBLE BALL CATCH ASSEMBLY



- Assembly comes with Ball catch bracket, plate, and Double Ball Catch, fasteners included
- Tension adjustable with two spring-loaded screws
- Strong and durable




ITEM#	SERIES	A	B	C	D	E	F	G	H	J	K	L
699769	40	38.10mm	6.40mm	101.60mm	25.40mm	15.90mm	16.00mm	38.10mm	70.10mm	6.35mm	6.35mm	38.10mm

INCLUDED FASTENERS

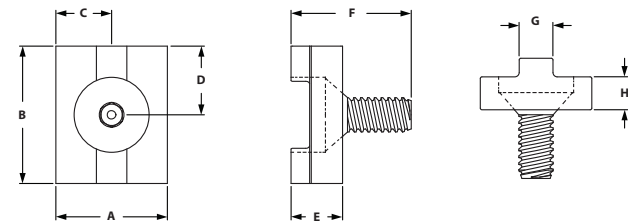
ITEM#	QTY	DESCRIPTION
657169	1	Double Ball Catch
699766	1	Ball Catch Bracket
699768	1	Ball Catch Plate
651024	4	1/4-20 x 5/8" SHCS
651105	4	1/4-20 Econ Tnut
651680	4	M4 x .8 FHSCS

TSLOTS Hardware

DOOR GLIDES



- Bolts to profile and rotates and the door moves
- Used for profiles to glide along the profile
- Made from UHMW polyethelene



ITEM#	SERIES	A	B	C	D	E	F	G	H
655066	40	31.50mm	38.10mm	15.80mm	19.10mm	9.53mm	22.23mm	7.80mm	6.10mm

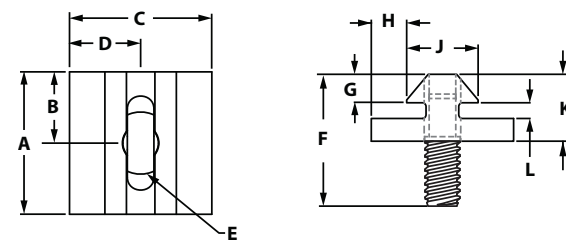
INCLUDED FASTENERS

ITEM#	SERIES	QTY	BOLT
651655	40	1	5/16-18 x 3/4" FHSCS

TOP MOUNT BIFOLD DOOR HANGER



- Allows you to make a sliding or bifold door without using a bottom sliding rail.
- Fastens to extrusion end
- Rotates freely as door pivots
- Made from UHMW polyethelene

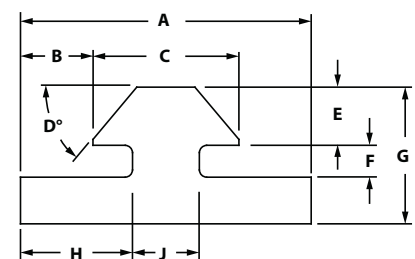


ITEM#	SERIES	THREAD	A	B	C	D	E	F	G	H	J	K	L
655050	40	5/16-18	38.10mm	19.10mm	38.10mm	19.10mm	5/16-18	43.40mm	6.70mm	9.30mm	19.60mm	17.80mm	5.00mm

TOP MOUNT BIFOLD DOOR HANGER PROFILE




- Allows you to make your own door hangers
- Made from UHMW polyethelene


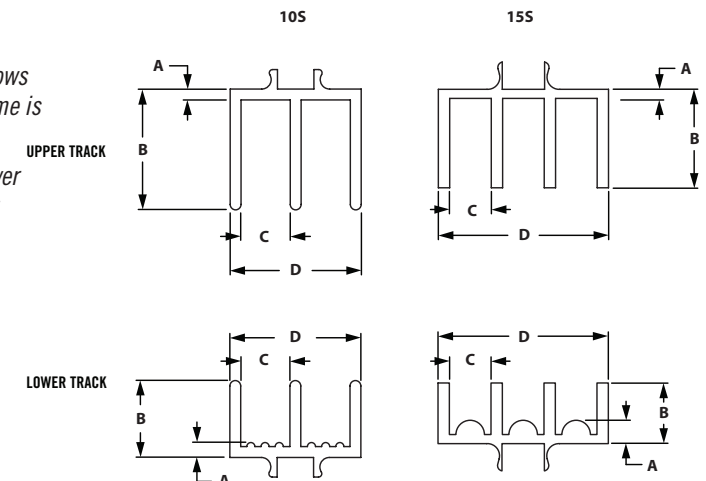


ITEM#	SERIES	LENGTH	A	B	C	D	E	F	G	H	J
657087	40	120"	38.10mm	9.30mm	19.60mm	45°	6.70mm	5.00mm	17.80mm	15.24mm	7.60mm

DOOR SLIDE TRACK




- Snaps into T-Slot
- Deeper slot in upper track allows panel to be inserted after frame is assembled
- Radius bearing surface in lower track allows for easier sliding

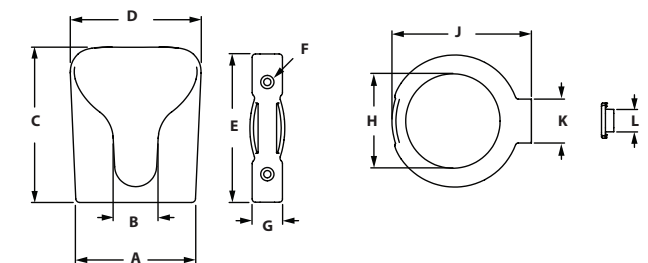


ITEM#	SERIES	TRACK	LENGTH	A	B	C	D
655188	40	Upper	145"	1.50mm	1.65mm	7.00mm	28.60mm
655190	40	Lower	145"	3.90mm	10.20mm	7.00mm	28.60mm

CUP HOLDER



- To securely put down drinks, bottles, and cans
- Holds thermo bags, oil cans, or drills



ITEM#	VERSION	A	B	C	D	E	F	G	H	J	K	L
671078	Open Bottom	93mm	34mm	118mm	100mm	112mm	5.5mm	23mm	71mm	106mm	33mm	17mm
671079	Closed Bottom	93mm	34mm	118mm	100mm	112mm	5.5mm	23mm	N/A	106mm	33mm	17mm

RECOMMENDED FASTENERS

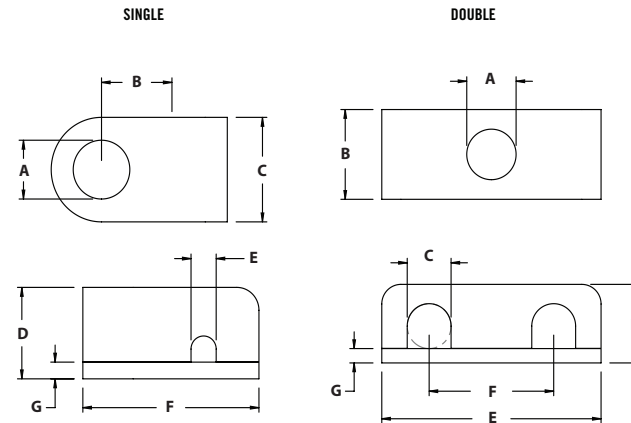
ITEM#	SLOT	QTY	DESCRIPTION
682924 & 671338	8	2	M5 x 16mm FHSCS & M5 Hammer Nut
651582 & 671347	10	2	M5 x 20mm FHSCS & M5 Hammer Nut

TSLOTS Hardware

TUBE CLAMPS



- Organizes tubes and wires throughout your T-SLOT design
- Attaches easily to T-Slot
- Mounts 1/8" through 1" O.D. tubing and wires
- Oil, chemical and acid resistant
- Stackable design



SINGLE

ITEM#	SERIES	WIRE SIZE	A	B	C	D	E	F	G
655331	40	3.20mm	7.14mm	9.53mm	12.70mm	11.13mm	3.20mm	22.23mm	1.60mm
655332	40	6.40mm	7.14mm	9.53mm	12.70mm	11.13mm	6.35mm	22.23mm	1.60mm
655333	40	9.50mm	7.14mm	11.13mm	15.90mm	14.30mm	9.53mm	27.00mm	1.60mm
655334	40	12.70mm	7.14mm	14.30mm	20.65mm	22.23mm	12.70mm	34.93mm	1.60mm
655335	40	19.00mm	7.14mm	19.05mm	20.65mm	30.18mm	19.05mm	42.90mm	1.60mm
655336	40	25.40mm	7.14mm	19.05mm	20.65mm	30.18mm	25.40mm	42.90mm	1.60mm

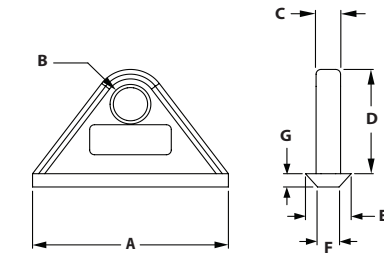
DOUBLE

ITEM#	SERIES	WIRE SIZE	A	B	C	D	E	F	G
655337	40	3.20mm	7.14mm	12.70mm	3.18mm	11.13mm	31.75mm	17.48mm	1.60mm
655338	40	6.40mm	7.14mm	12.70mm	6.35mm	11.13mm	31.75mm	17.48mm	1.60mm
655339	40	9.50mm	7.14mm	15.90mm	9.53mm	14.30mm	39.70mm	22.23mm	1.60mm
655340	40	12.70mm	7.14mm	20.65mm	12.70mm	22.23mm	53.98mm	30.18mm	1.60mm
655341	40	19.00mm	7.14mm	20.65mm	19.05mm	30.18mm	71.45mm	38.10mm	1.60mm
655342	40	25.40mm	7.14mm	20.65mm	25.40mm	30.18mm	71.45mm	38.10mm	1.60mm

RECOMMENDED FASTENERS

BOLT ITEM#	TNUT ITEM#	WIRE/TUBE SIZE	QTY	BOLT	TNUT
651337	651366	3.20mm	1 ea	M6 x 20mm SHCS	Economy
651338	651366	6.40mm	1 ea	M6 x 25mm SHCS	Economy
651338	651366	9.50mm	1 ea	M6 x 25mm SHCS	Economy
682072	651366	12.70mm	1 ea	M6 x 30mm SHCS	Economy
682542	651366	19.00mm	1 ea	M6 x 40mm SHCS	Economy
682542	651366	25.40mm	1 ea	M6 x 40mm SHCS	Economy

TOOL HANGERS



- Ideal for hanging air tools, cable reels, heavy door panels or transporting cables
- Slides into the extrusion end and moves easily in the slot
- 100 lb. Capacity

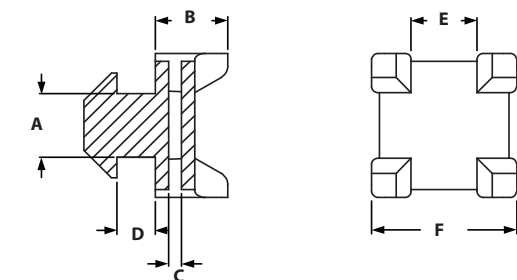
ITEM#	SERIES	A	B	C	D	E	F	G
655096	40	60.00mm	10.50mm	7.50mm	33.00mm	14.00mm	6.60mm	4.20mm

ITEM#	SLOT
671018	Snap Hook Tool

CROSS CABLE BINDING BLOCK



- To secure cables to extrusion in two directions
- Can be mounted into the slot by a quarter turn
- Fiberglass reinforced nylon
- 671680 works better for the Biopp, Biadj, Mono profiles



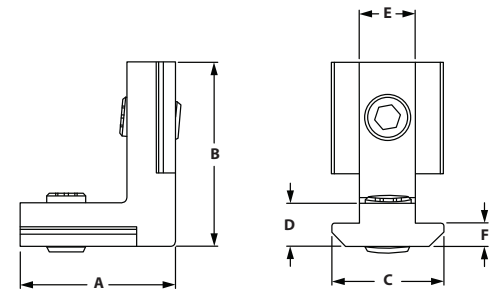
ITEM#	SERIES	A	B	C	D	E	F
671042	40	8.00mm	11.00mm	2.00mm	4.00mm	10.00mm	22.00mm
671680	40	8.00mm	11.00mm	2.00mm	4.30mm	10.00mm	22.00mm

TSLOTS Hardware

INNER CONNECTORS



- Connects two extrusions at a 90° angle
- No machining required

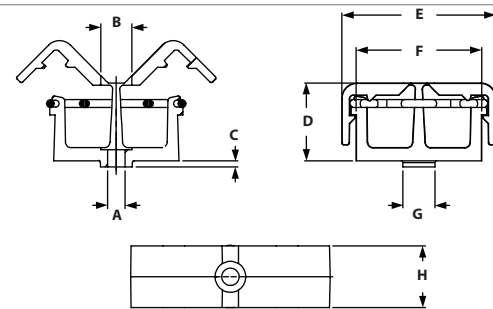


ITEM#	SERIES	A	B	C	D	E	F
671654	40	21.00mm	30.00mm	15.80mm	7.80mm	8.00mm	6.00mm

CLIP CABLE BINDER



- Max cable diameter 0.5"
- Fix cables to without need of cable ties
- Can be opened and closed




ITEM#	SERIES	A	B	C	D	E	F	G	H
671089	40	4.50mm	8.00mm	4.60mm	20.00mm	40.00mm	32.60mm	8.00mm	16.00mm

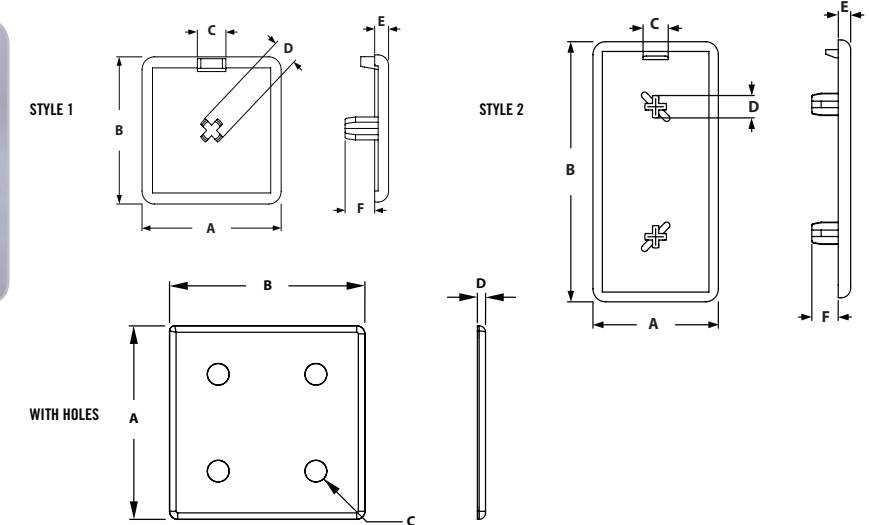
RECOMMENDED FASTENERS

ITEM#	SERIES	QTY	DESCRIPTION
658591	40	1	8-32 x 5/8" SHCS
651642	40	1	8-32 Drop-In Tnut

END CAPS



- Allows you to cap off extrusion ends
- Push in fasteners included with End Caps with Holes
- Can be mounted with M6 or M8 fasteners



WITHOUT HOLES

ITEM#	SERIES	STYLE	MATERIAL	A	B	C	D	E	F
659054	40	1	ABS	40mm	40mm	8mm	7mm	4mm	8.5mm
659055	40	2	ABS	40mm	80mm	8mm	7mm	4mm	8.5mm

WITH HOLES

ITEM#	SERIES	MATERIAL	A	B	C	D
659057	40	ABS	80mm	80mm	8.5mm	3mm

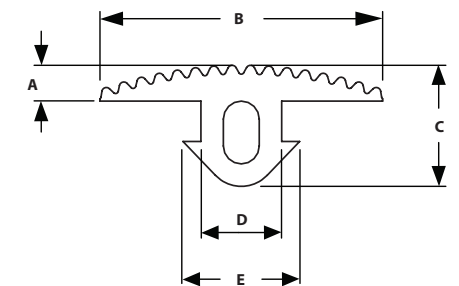
INCLUDED PUSH-IN FASTENER

ITEM#	SERIES	HOLE DIAMETER
651090	40	6.4mm

TSLOT COVER PROFILE



- Can be used as an anti-slip stair tread
- Sold by the meter
- Specify desired length- max length is 50 meters



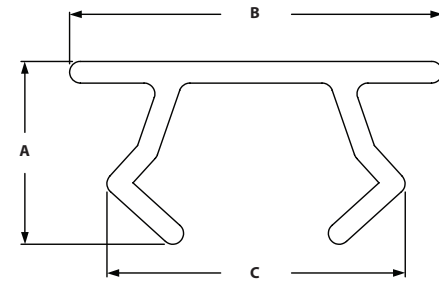
ITEM#	SERIES	A	B	C	D	E
655762	40	4.00mm	31.10mm	13.11mm	8.51mm	12.00mm

TSLOTS Hardware

ECONOMY TSLOT COVERS




- Stocked in 6' lengths
- Covers slot to keep dust and dirt out
- Covers wires and tubes in slot

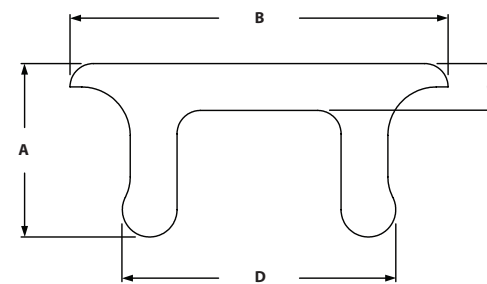


ITEM#	SERIES	LENGTH	COLOR	A	B	C
655523	40	72"	Yellow	7.2mm	12.8mm	10.6mm
655524	40	72"	Black	7.2mm	12.8mm	10.6mm
655525	40	72"	Gray	7.2mm	12.8mm	10.6mm
655526	40	72"	Red	7.2mm	12.8mm	10.6mm
655527	40	72"	Blue	7.2mm	12.8mm	10.6mm
655528	40	72"	Orange	7.2mm	12.8mm	10.6mm

DELUXE TSLOT COVERS



- Stocked in 8' lengths
- Covers slot to keep dust and dirt out
- Covers wires and tubes in slot
- Thicker and more durable than Economy Tslot Cover

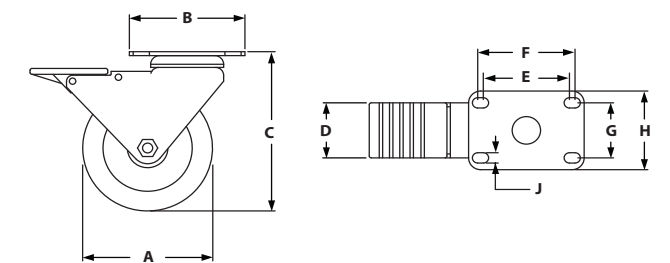
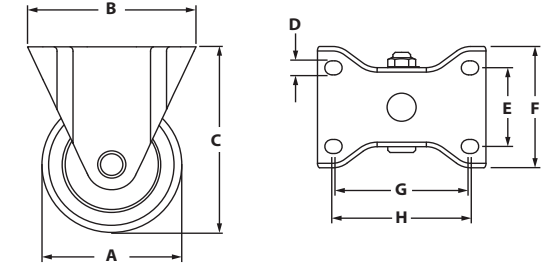


ITEM#	SERIES	LENGTH	COLOR	A	B	C	D
655105	40	96"	Black	7mm	12.3mm	2mm	9mm
655106	40	96"	Gray	7mm	12.3mm	2mm	9mm

FLANGE MOUNT CASTERS



- Brake kits are optional on Furniture Style Casters
- 165 lb. to 265 lb. Capacity
- See page 396 for Flange Mount Base Plates



RIGID CASTERS

ITEM#	SERIES	CAPACITY	A	B	C-HEIGHT	D	E	F	G	H	WHEEL COLOR
655239	40	210 lbs	76.20mm	92.10mm	96.85mm	8.33mm	44.45mm	60.30mm	73.00mm	76.20mm	Black
655241	40	255 lbs	101.60mm	92.10mm	130.20mm	8.33mm	44.45mm	60.30mm	73.00mm	76.20mm	Grey
655243	40	280 lbs	127.00mm	92.10mm	158.75mm	8.33mm	44.45mm	60.30mm	73.00mm	76.20mm	Grey

SWIVEL CASTERS

ITEM#	SERIES	CAPACITY	A	B	C-HEIGHT	D	E	F	G	H	WHEEL COLOR
655245	40	210 lbs	76.20mm	92.10mm	96.85mm	44.45mm	71.45mm	77.80mm	44.45mm	63.50mm	Black
655247	40	255 lbs	101.60mm	92.10mm	130.20mm	44.45mm	71.45mm	77.80mm	44.45mm	63.50mm	Grey
655249	40	280 lbs	127.00mm	92.10mm	158.75mm	44.45mm	71.45mm	77.80mm	44.45mm	63.50mm	Grey

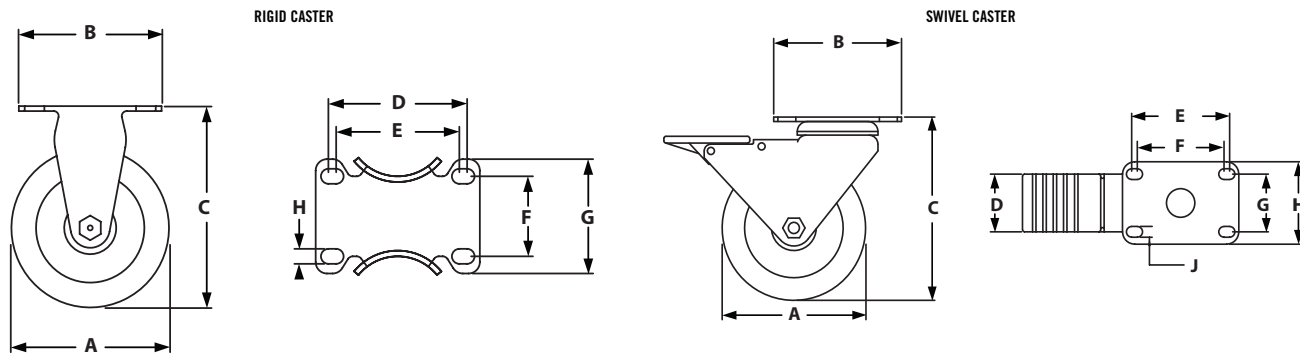
RECOMMENDED FASTENERS (TO BASE PLATE)

ITEM#	QTY	BOLT
651346	4	M8 x 20mm SHCS

DELUXE FLANGE MOUNT CASTERS



- Total Lock brakes on all swivel casters – Press to lock – Press to unlock
- Double ball hardened raceways
- Zerk fittings in wheel bearing
- See page 396 for Flange Mount Base Plates



RIGID CASTERS

ITEM#	SERIES	CAPACITY	A	B	C-HEIGHT	D	E	F	G	H	J	WHEEL COLOR
655252	40	250 lbs	101.60mm	92.20mm	130.20mm	44.45mm	77.80mm	71.45mm	44.45mm	63.50mm	8.64mm	Dark Red
655253	40	250 lbs	127.00mm	92.20mm	157.15mm	44.45mm	77.80mm	71.45mm	44.45mm	63.50mm	8.64mm	Dark Red


SWIVEL CASTERS

ITEM#	SERIES	CAPACITY	A	B	C-HEIGHT	D	E	F	G	H	WHEEL COLOR	BRAKE
655250	40	250 lbs	101.60mm	92.20mm	130.20mm	44.45mm	71.45mm	44.45mm	63.50mm	8.64mm	Dark Red	Yes
655251	40	250 lbs	127.00mm	92.20mm	157.15mm	44.45mm	71.45mm	44.45mm	63.50mm	8.64mm	Dark Red	Yes

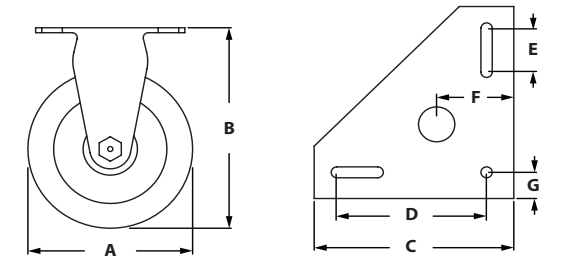
RECOMMENDED FASTENERS (TO BASE PLATE)

ITEM#	QTY	BOLT
651346	4	M8 x 20mm SHCS

TRIANGULAR TOP PLATE CASTERS



- Triangular Top Plate mounts directly to extrusion
- Triangular Top Plate Caster features both swivel and wheel lock



ITEM#	SERIES	CAPACITY	A	B-HEIGHT	C	D	E	F	G	WHEEL COLOR	BRAKE
655254	40	250 lbs	101.60mm	146.05mm	139.70mm	104.80mm	31.75mm	54.00mm	19.05mm	Green	Yes
655255	40	275 lbs	127.00mm	146.05mm	139.70mm	104.80mm	31.75mm	54.00mm	19.05mm	Green	Yes
681916	40	250 lbs	101.60mm	146.05mm	139.70mm	104.80mm	31.75mm	54.00mm	19.05mm	Gray	Yes
681917	40	275 lbs	127.00mm	146.05mm	139.70mm	104.80mm	31.75mm	54.00mm	19.05mm	Gray	Yes

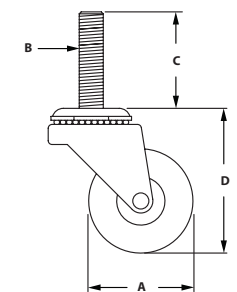
RECOMMENDED FASTENERS (TO BASE PLATE)

ITEM#	SERIES	QTY	DESCRIPTION
651344	40	3	M8 x 16mm SHCS
651367	40	3	M8 Economy Tnut

THREADED STEM SWIVEL CASTERS



- Mounts directly to extrusion end or base plates
- 70-150 lb. Capacity
- See pages 394-395 for Base Plates



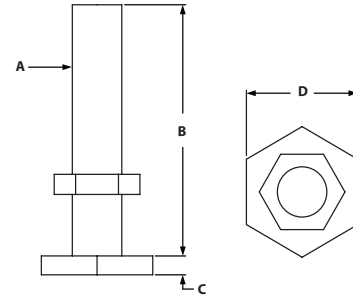
ITEM#	SERIES	CAPACITY	A	B	C	D-LOAD HEIGHT	WHEEL COLOR	BRAKE
651522	40	75 lbs	35mm	M10	30mm	60mm	Black	No
651523	40	50 lbs	50mm	M10	30mm	69mm	Black	Yes
651524	40	75 lbs	75mm	M10	30mm	98mm	Black	Yes
651525	40	100 lbs	100mm	M10	30mm	133mm	Black	Yes
651526	40	110 lbs	125mm	M10	30mm	158mm	Black	Yes

TSLOTS Hardware

ECONOMY LEVELING FEET



- Threads directly into extrusion end or into base plates
- Jam nut included
- 1050 lb. to 4700 lb. capacity
- See pages 394-395 for Base Plates

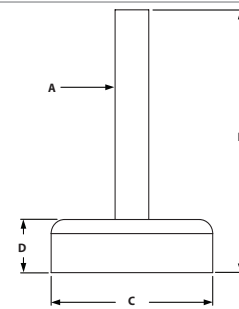


ITEM#	SERIES	A	B	C	D	LOAD CAPACITY
651527	40	M6 x 1.0	30mm	2.40mm	14mm	1000 lbs
651528	40	M8 x 1.25	40mm	3.10mm	18mm	1750 lbs
651529	40	M10 x 1.5	60mm	3.70mm	22mm	2550 lbs
651530	40	M12 x 1.74	65mm	4.40mm	25mm	4600 lbs

NYLON LEVELING FEET



- A swiveling leveling foot for strong positioning on uneven floors
- Black reinforced nylon
- Anti-slip plate
- See pages 394-395 for Base Plates

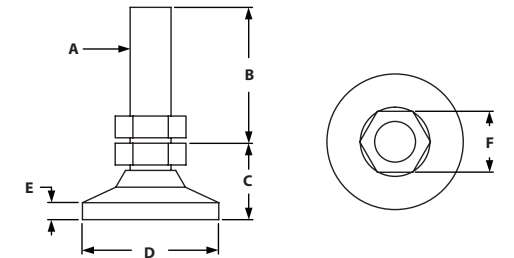


ITEM#	SERIES	A	B	C	D	LOAD CAPACITY
655783	40	M8	58mm	39mm	18mm	750 lbs
655790	40	M10	63mm	59mm	18mm	1000 lbs
655798	40	M12	84mm	79mm	18mm	1650 lbs

DELUXE LEVELING FEET




- Threads directly into extrusion end or into base plate
- Jam nut included
- Pivots 20 degrees to accommodate uneven floors
- See pages 394-395 for Base Plates

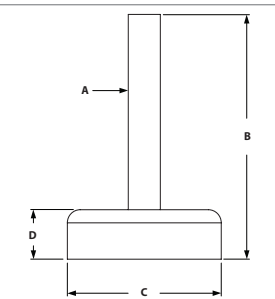


ITEM#	SERIES	A	B	C	D	E	F	LOAD CAPACITY
651531	40	M6 x 1.0	24mm	14mm	19mm	25mm	10mm	650 lbs
651532	40	M8 x 1.25	31mm	18mm	26mm	32mm	13mm	1000 lbs
651533	40	M10 x 1.50	51mm	22mm	32mm	51mm	16mm	3750 lbs
651534	40	M12 x 1.75	51mm	29mm	48mm	51mm	19mm	5000 lbs
651535	40	M16 x 2.0	51mm	32mm	64mm	51mm	22mm	5950 lbs

DIE CAST LEVELING FEET



- Threads directly into extrusion end or into 40 Series base plates
- Ideal for medium duty machines, cabinets, workstations or office furniture
- Large base diameter - Die-cast
- Swiveling range 20°
- See pages 394-395 for Base Plates



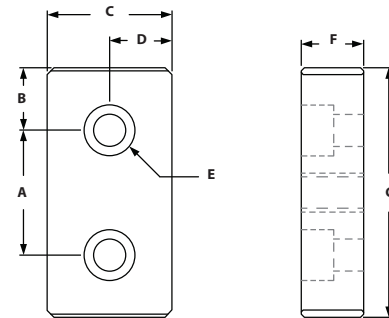
ITEM#	SERIES	A	B	C	D	LOAD CAPACITY
655779	40	M8	58mm	29mm	18mm	750 lbs
655786	40	M10	63mm	39mm	18mm	1000 lbs
655794	40	M12	84mm	59mm	18mm	1650 lbs
655806	40	M16	84mm	59mm	18mm	3150 lbs
655802	40	M12 (w/holes)	84mm	79mm	18mm	1650 lbs
655814	40	M16(w/holes)	84mm	99mm	18mm	3150 lbs

TSLOTS Hardware

2 HOLE BLANK BASE PLATE



- Mounts leveling feet and threaded stem casters to extrusion-requires machining
- Bolts in extrusion end or in slot
- See pages 392-393 for leveling feet
- See page 391 for threaded stem casters



ITEM#	SERIES	A	B	C	D	E-BOLT SIZE	F	G
655657	40	40mm	20mm	40mm	20mm	M8 SHCS	16mm	80mm

RECOMMENDED FASTENERS (EXTRUSION SLOT)

ITEM#	SERIES	QTY	BOLT	TNUT
651426	40	2	M8 x 20mm SHCS	Economy

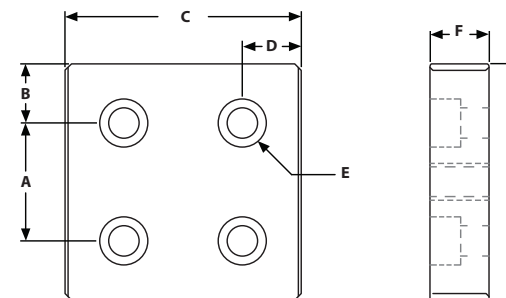
RECOMMENDED FASTENERS (EXTRUSION END)

ITEM#	SERIES	QTY 2 HOLE	BOLT
651350	40	2	M8 x 25mm SHCS

4 HOLE BLANK BASE PLATE



- Mounts leveling feet and threaded stem casters to extrusion-requires machining
- Bolts in extrusion end or in slot
- See pages 392-393 for leveling feet
- See page 391 for threaded stem casters



ITEM#	SERIES	A	B	C	D	E-BOLT SIZE	F	G
655651	40	40mm	20mm	80mm	20mm	M8 SHCS	16mm	80mm

RECOMMENDED FASTENERS (EXTRUSION SLOT)

ITEM#	SERIES	QTY 4 HOLE	BOLT	TNUT
651426	40	4	M8 x 20mm SHCS	Economy

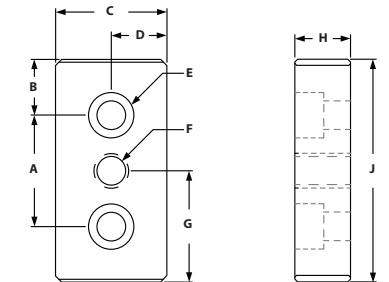
RECOMMENDED FASTENERS (EXTRUSION END)

ITEM#	SERIES	QTY 4 HOLE	BOLT
651350	40	4	M8 x 25mm SHCS

3 HOLE CENTER TAP BASE PLATE



- Mounts leveling feet and threaded stem casters to TSLOTS
- Bolts in extrusion end or in T-Slot
- See pages 392-393 for leveling feet
- See page 391 for threaded stem casters



ITEM#	SERIES	A	B	C	D	E-BOLT SIZE	F-THREAD	G	H	J
664043	40	40mm	20mm	40mm	20mm	M8 SHCS	8mm	38.1mm	16mm	80mm
660146	40	40mm	20mm	40mm	20mm	M8 SHCS	10mm	38.1mm	16mm	80mm
664044	40	40mm	20mm	40mm	20mm	M8 SHCS	12mm	38.1mm	16mm	80mm
664045	40	40mm	20mm	40mm	20mm	M8 SHCS	16mm	38.1mm	16mm	80mm

RECOMMENDED FASTENERS (EXTRUSION SLOT)

ITEM#	SERIES	QTY	BOLT	TNUT
651426	40	2	M8 x 20mm SHCS	Economy

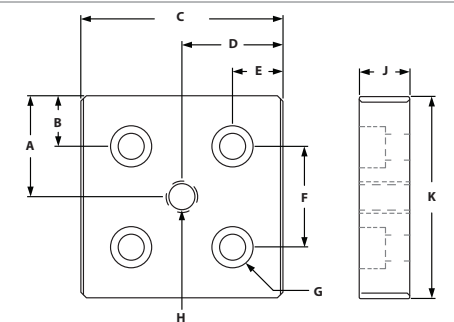
RECOMMENDED FASTENERS (EXTRUSION END)

ITEM#	SERIES	QTY	BOLT
651350	40	2	M8 x 25mm SHCS

5 HOLE CENTER TAP BASE PLATE



- Mounts leveling feet and threaded stem casters to TSLOTS
- Bolts in extrusion end or in T-Slot
- See pages 392-393 for leveling feet
- See page 391 for threaded stem casters



ITEM#	SERIES	A	B	C	D	E	F	G-BOLT SIZE	H-THREAD	J	K
664046	40	40mm	20mm	80mm	40mm	20mm	40mm	M8 SHCS	8mm	16mm	80mm
664047	40	40mm	20mm	80mm	40mm	20mm	40mm	M8 SHCS	10mm	16mm	80mm
664048	40	40mm	20mm	80mm	40mm	20mm	40mm	M8 SHCS	12mm	16mm	80mm
664031	40	40mm	20mm	80mm	40mm	20mm	40mm	M8 SHCS	16mm	16mm	80mm

RECOMMENDED FASTENERS (EXTRUSION SLOT)

ITEM#	SERIES	QTY 5 HOLE	BOLT	TNUT
651426	40	4	M8 x 20mm SHCS	Economy

RECOMMENDED FASTENERS (EXTRUSION END)

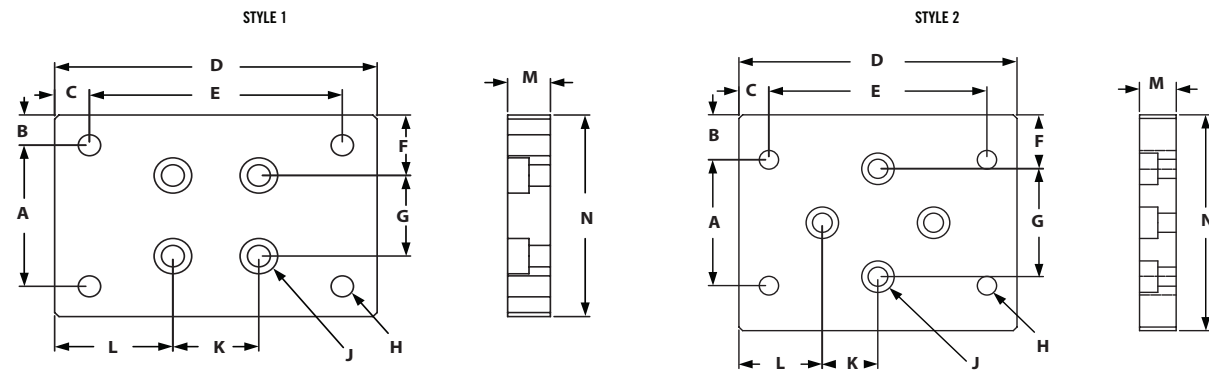
ITEM#	SERIES	QTY 5 HOLE	BOLT
651350	40	4	M8 x 25mm SHCS

TSLOTS Hardware

FLANGE MOUNT CASTER BASE PLATE



- Mounts Flange Mount Caster and Deluxe Flange Mount Caster to extrusion
- Mount Base Plate to either extrusion end or slot



STYLE 1

ITEM#	SERIES	A	B	C	D	E	F	G	H-TAP	J	K	L	M	N
664067	40	44.45mm	15.875mm	10.287mm	95.250mm	74.676mm	11.750mm	40mm	M8	M8 SHCS	40mm	34.925mm	19.05mm	76.2mm

STYLE 2

ITEM#	SERIES	A	B	C	D	E	F	G	H-TAP	J	K	L	M	N
664068	40	44.45mm	15.875mm	10.287mm	95.250mm	74.676mm	11.750mm	40mm	M8	M8 SHCS	40mm	34.925mm	19.05mm	76.2mm

RECOMMENDED FASTENERS (EXTRUSION SLOT)

ITEM#	SERIES	QTY	BOLT	TNUT
651537	40	4	M8 x 20mm SHCS	Economy

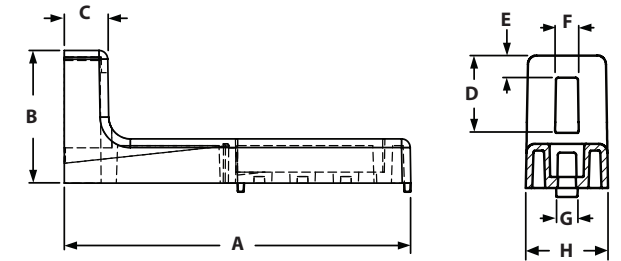
RECOMMENDED FASTENERS (EXTRUSION END)

ITEM#	SERIES	QTY	BOLT
651350	40	4	M8 x 20mm SHCS

FLOOR BRACKET



- Adjustable height up to 2.83"
- Connect extrusion to floor vertically
- Die-cast zinc



ITEM#	SERIES	A	B	C	D	E	F	G	H
655766	40	160.00mm	60.00mm	20.00mm	35.00mm	10.00mm	10.00mm	8.00mm	38.00mm

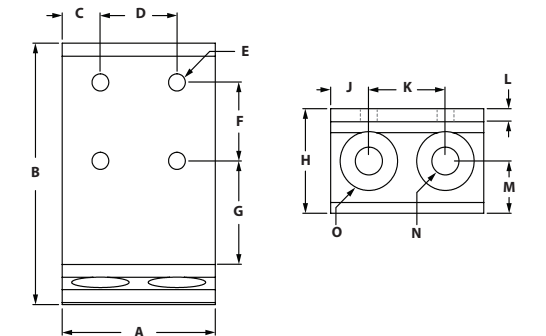
RECOMMENDED FASTENER

ITEM#	QTY	DESCRIPTION
651344	1	M8 x 16mm SHCS
651367	1	M8 Economy Tnut

ECONOMY BASE PLATES - FLOOR MOUNTS



- Strong economy base plates
- Bolts directly in the Slot
- Allows vertical adjustments
- More economical than standard Floor Mount Base Plate




ITEM#	SERIES	A	B	C	D	E	F	G	H	J	K	L	M	N	O
655276	40	40mm	127mm	20mm	N/A	8.33mm	40mm	80mm	50.8mm	20mm	N/A	6.3mm	17.5mm	13.49mm	28.58mm
664016	40	80mm	127mm	20mm	40mm	8.33mm	40mm	80mm	50.8mm	20mm	40mm	6.3mm	17.5mm	13.49mm	28.58mm

RECOMMENDED HARDWARE

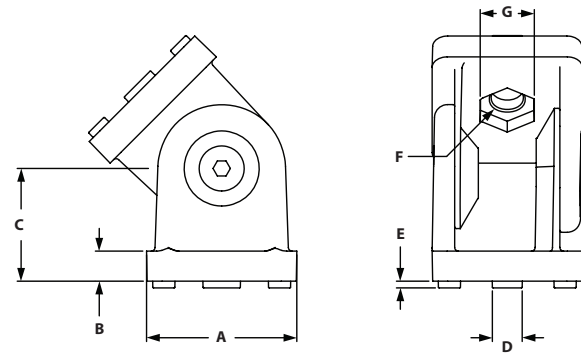
ITEM#	SERIES	QTY	BOLT	TNUT
651506	40	2 TO 4	M8 x 16mm BHSCS	Economy

Pivot Joints

PIVOT JOINT 40



- Bushing enables pivot to be both structural and dynamic
- Locating pins can be removed to accommodate both extrusion end and side mount assembly



ITEM#	FINISH	SERIES	A	B	C	D-SLOT	E	F	G
664088	Die Cast Zinc	40	40mm	8mm	30mm	8/10	1.8mm	8.5mm	14mm


RECOMMENDED FASTENERS (TO EXTRUSION SLOT)

BOLT ITEM	QTY	BOLT	TNUT TYPE
651512	2	M8 x 16mm SHCS	Economy

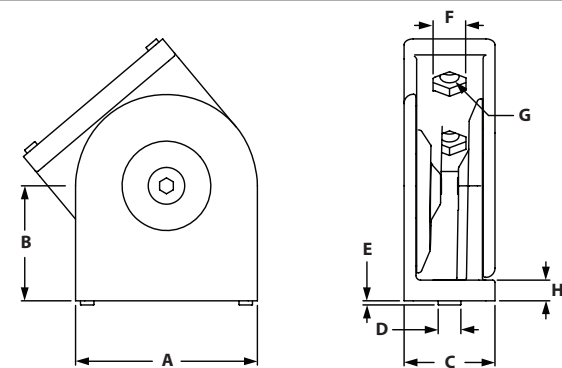
RECOMMENDED FASTENERS (TO EXTRUSION END)

BOLT ITEM	QTY	BOLT
651346	2	M8 x 20mm SHCS

PIVOT JOINT 4080



- Bushing enables pivot to be both structural and dynamic
- Locating pins can be removed to accommodate both extrusion end and side mount assembly



ITEM#	FINISH	SERIES	A	B	C	D-SLOT	E	F	G	H
671103	Die Cast Zinc	40	80mm	50mm	40mm	8/10	2.8mm	14mm	8.4mm	9mm

RECOMMENDED FASTENERS (TO EXTRUSION SLOT)

BOLT ITEM	QTY	BOLT	TNUT TYPE
651512	4	M8 x 16mm SHCS	Economy

RECOMMENDED FASTENERS (TO EXTRUSION END)

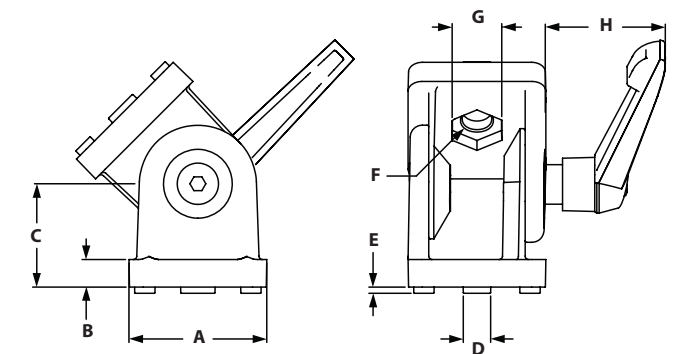
BOLT ITEM	QTY	BOLT
651346	4	M8 x 20mm SHCS

Pivot Joints With Locking Lever

PIVOT JOINT 40 WITH LOCKING LEVER



- Bushing enables pivot to be both structural and dynamic
- Locating pins can be removed to accommodate both extrusion end and side mount assembly



ITEM#	FINISH	SERIES	A	B	C	D-SLOT	E	F	G	H
664089	Die Cast Zinc	40	40mm	8mm	30mm	8/10	1.8mm	8.5mm	14mm	41mm

RECOMMENDED FASTENERS (TO EXTRUSION SLOT)

BOLT ITEM	QTY	BOLT	TNUT TYPE
651512	2	M8 x 16mm SHCS	Economy

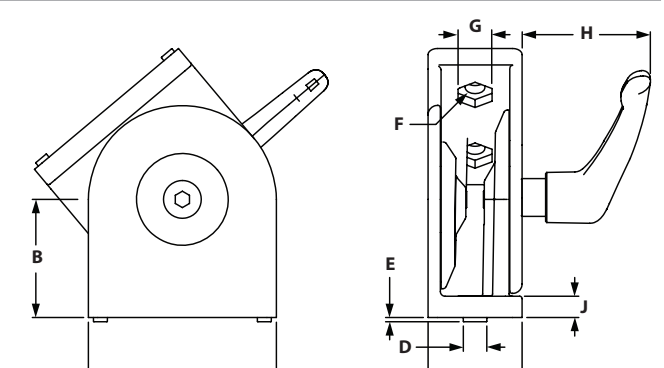
RECOMMENDED FASTENERS (TO EXTRUSION END)

BOLT ITEM	QTY	BOLT
651346	2	M8 x 20mm SHCS

PIVOT JOINT 4080 WITH LOCKING LEVER



- Bushing enables pivot to be both structural and dynamic
- Locating pins can be removed to accommodate both extrusion end and side mount assembly



ITEM#	FINISH	SERIES	A	B	C	D-SLOT	E	F	G	H	J
671108	Die Cast Zinc	40	80mm	50mm	40mm	8/10	2.8mm	8.4mm	14mm	54mm	9mm

RECOMMENDED FASTENERS (TO EXTRUSION SLOT)

BOLT ITEM	QTY	BOLT	TNUT TYPE
651512	4	M8 x 16mm SHCS	Economy

RECOMMENDED FASTENERS (TO EXTRUSION END)

BOLT ITEM	QTY	BOLT
651346	4	M8 x 20mm SHCS


CONTENT

06 TSLOTS Panels	
Plastic Panels	402-405
PVC Coated Wire Mesh	405
Area Calculator Matrix	406
Panel Mount Blocks & Brackets	407-408
Panel Retainers	409
Mesh Panel Retainers	410
Backing Plates	411
Mesh Panel Retainer Assemblies	412
Panel Stiffener & Gasekt	412-414
Glass Panel Clamp	414
Slatwall Panels	415

06 TSLOTS PANELS METRIC

TSLOTS Panels


ACRYLIC PANELS



- Lightweight
- Weather resistant
- High optical clarity
- Great for displays or Partitions

ITEM#	COLOR	MATERIAL	THICKNESS	STOCK SIZE
655424	Clear	Acrylic	.236" (6mm)	4' x 8'
655425	Clear	Acrylic	.177" (4.5mm)	4' x 8'
655426	White	Acrylic	.236" (6mm)	4' x 8'
655427	White	Acrylic	.177" (4.5mm)	4' x 8'
655428	Black	Acrylic	.236" (6mm)	4' x 8'
655429	Black	Acrylic	.177" (4.5mm)	4' x 8'
655430	Bronze	Acrylic	.236" (6mm)	4' x 8'
655431	Bronze	Acrylic	.177" (4.5mm)	4' x 8'

POLYCARBONATE PANELS




- High durability and impact resistance
- High optical clarity
- Highly machinable
- Great for enclosures, guarding, or safety applications

ITEM#	COLOR	MATERIAL	THICKNESS	STOCK SIZE
655432	Clear	Polycarbonate	.236" (6mm)	4' x 8'
655433	Clear	Polycarbonate	.177" (4.5mm)	4' x 8'
682883	Clear	Polycarbonate	.375" (9.5mm)	4' x 8'
682884	Clear	Polycarbonate	.500" (12.7mm)	4' x 8'
655448	Gray	Polycarbonate	.236" (6mm)	4' x 8'
655449	Gray	Polycarbonate	.177" (4.5mm)	4' x 8'
655434	Bronze	Polycarbonate	.236" (6mm)	4' x 8'
655435	Bronze	Polycarbonate	.177" (4.5mm)	4' x 8'

- Machining Service – Panel Cut to Size 660062 & 660063
- Panels are ordered by the sq. ft.
- For custom panels contact Tslots. See page 4 for information



HDPE PANELS



- Textured on both sides
- Impact and corrosion resistant
- Highly machinable
- Great for enclosures, guarding, or safety applications

ITEM#	COLOR	MATERIAL	THICKNESS	STOCK SIZE
655690	Black	HDPE	.236" (6mm)	4' x 8'
655691	Blue	HDPE	.236" (6mm)	4' x 8'
655695	Red	HDPE	.236" (6mm)	4' x 8'

HAIRCELL ABS PANELS



- One smooth side and one textured side
- Impact resistant
- Highly machinable
- Great for workstations and partitions

ITEM#	COLOR	MATERIAL	THICKNESS	STOCK SIZE
655436	Black	Haircell ABS	.236" (6mm)	4' x 8'
655437	Black	Haircell ABS	.177" (4.5mm)	4' x 8'

- Machining Service – Panel Cut to Size 660062 & 660063
- Panels are ordered by the sq. ft.
- For custom panels contact Tslots. See page 4 for information

TSLOTS Panels


EXPANDED PVC PANELS



- Chemical and weather resistant
- Lightweight
- Highly machinable
- Great for displays and partitions

ITEM#	COLOR	MATERIAL	THICKNESS	STOCK SIZE
655440	Black	Expanded PVC	.236" (6mm)	4' x 8'
655441	Black	Expanded PVC	.118" (3mm)	4' x 8'
655442	Red	Expanded PVC	.236" (6mm)	4' x 8'
655443	Red	Expanded PVC	.118" (3mm)	4' x 8'
655444	Blue	Expanded PVC	.236" (6mm)	4' x 8'
655445	Blue	Expanded PVC	.118" (3mm)	4' x 8'
655446	Gray	Expanded PVC	.236" (6mm)	4' x 8'
655447	Gray	Expanded PVC	.118" (3mm)	4' x 8'
655438	White	Expanded PVC	.236" (6mm)	4' x 8'
655439	White	Expanded PVC	.118" (3mm)	4' x 8'
682882	Clear	PVC	.236" (6mm)	4' x 8'
655450	Yellow	Expanded PVC	.236" (6mm)	4' x 8'
655451	Yellow	Expanded PVC	.118" (3mm)	4' x 8'

ALUMALITE PANELS




- Weather resistant
- High durability
- Lightweight alternative to solid aluminum plate
- Great for workstations, enclosures, or displays

ITEM#	COLOR	MATERIAL	THICKNESS	STOCK SIZE
655452	Blue	Alupalite	.236" (6mm)	4' x 8'
655454	Silver	Alupalite	.236" (6mm)	4' x 8'

- Machining Service – Panel Cut to Size 660062 & 660063
- Panels are ordered by the sq. ft.
- For custom panels contact Tslots. See page 4 for information

ALUCOBOND PANELS



- Weather resistant
- High durability
- Lightweight alternative to solid aluminum plate
- Great for workstations, enclosures, or displays
- Platinum only on one side
- Aluminum sheets separated by thermoplastic core

ITEM#	COLOR	MATERIAL	THICKNESS	STOCK SIZE
655457	Platinum	Alucobond	.157" (4mm)	4' x 8'


DIE BOND PANELS



- Weather resistant
- High durability
- Lightweight alternative to solid aluminum plate
- Great for workstations, enclosures, or displays
- White on one side and black on the other side

ITEM#	COLOR	MATERIAL	THICKNESS	STOCK SIZE
655857	White/Black	Diebond	.118"	4' x 8'

WIRE MESH



- Great for workstations, enclosures, or displays
- See page 447 for cutting
- Use calculation matrix on page 406 to measure area

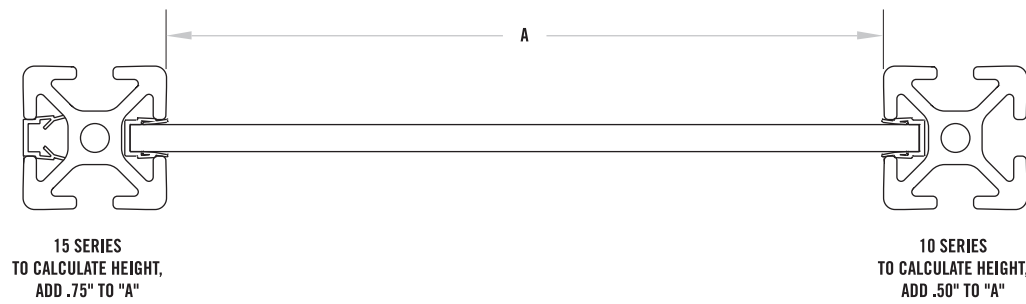
ITEM#	SIZE	COLOR	MATERIAL	GAUGE	OVERALL THICKNESS	STOCK SIZE
655318	.5" x .5"	Black	PVC	16	.140"	4' x 8'
655319	.5" x .5"	Yellow	PVC	16	.140"	4' x 8'
655316	1" x 1"	Black	PVC	12	.210"	4' x 8'
655317	1" x 1"	Yellow	PVC	12	.210"	4' x 8'
655818	2" x 2"	Black	PVC	12	.210"	4' x 8'

TSLOTS Panel Hardware

AREA CALCULATION MATRIX

HOW TO USE THE MATRIX

- Round both length and width dimensions up to the next 6" increment
- Find the length and width along the top and side of area calculation matrix
- Find the area in square feet at the intersection of the length and width matrix

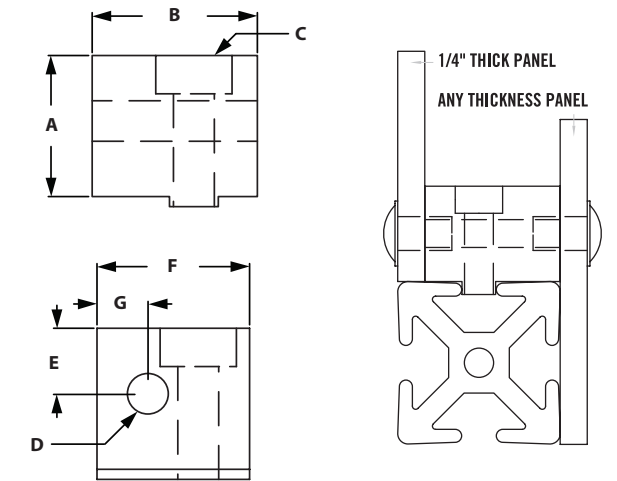


LENGTH	WIDTH									
	6"	12"	18"	24"	30"	36"	42"	48"	54"	60"
6"	0.25	0.50	0.75	1.00	1.25	1.50	1.75	2.00	2.25	2.50
12"	0.50	1.00	1.50	2.00	2.50	3.00	3.50	4.00	4.50	5.00
18"	0.75	1.50	2.25	3.00	3.75	4.50	5.25	6.00	6.75	7.50
24"	1.00	2.00	3.00	4.00	5.00	6.00	7.00	8.00	9.00	10.00
30"	1.25	2.50	3.75	5.00	6.25	7.50	8.75	10.00	11.25	12.50
36"	1.50	3.00	4.50	6.00	7.50	9.00	10.50	12.00	13.50	15.00
42"	1.75	3.50	5.25	7.00	8.75	10.50	12.25	14.00	15.75	17.50
48"	2.00	4.00	6.00	8.00	10.00	12.00	14.00	16.00	18.00	20.00
54"	2.25	4.50	6.75	9.00	11.25	13.50	15.75	18.00	20.25	22.50
60"	2.50	5.00	7.50	10.00	12.50	15.00	17.50	20.00	22.50	25.00
66"	2.75	5.50	8.25	11.00	13.75	16.50	19.25	22.00	24.75	27.50
72"	3.00	6.00	9.00	12.00	15.00	18.00	21.00	24.00	27.00	30.00
78"	3.25	6.50	9.75	13.00	16.25	19.50	22.75	26.00	29.25	32.50
84"	3.50	7.00	10.50	14.00	17.50	21.00	24.50	28.00	31.50	35.00
90"	3.75	7.50	11.25	15.00	18.75	22.50	26.25	30.00	33.75	37.50
96"	4.00	8.00	12.00	16.00	20.00	24.00	28.00	32.00	36.00	40.00
102"	4.25	8.50	12.75	17.00	21.25	25.50	29.75	34.00	38.25	42.50
108"	4.50	9.00	13.50	18.00	22.50	27.00	31.50	36.00	40.50	45.00

PANEL MOUNT BLOCK



- Allows you to mount panel flush or offset with extrusion
- Simplifies adding or removing panels
- Drilling panel required
- Fasteners for mounting to extrusion included



ITEM#	SERIES	A	B	C	D	E	F	G
655286	40	22.23mm	31.75mm	1/4-20 SHCS	5/16-18 Tap	11.18mm	25.4mm	9.9mm

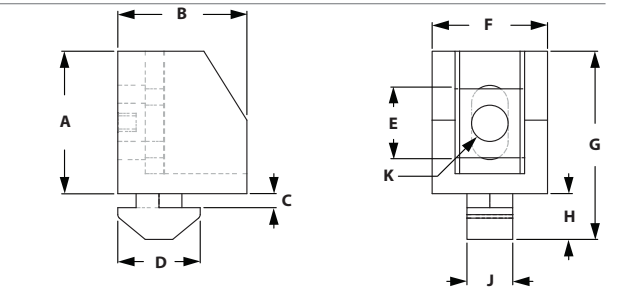
RECOMMENDED FASTENERS

ITEM#	SERIES	QTY	DESCRIPTION
651029	40	1	1/4-20 x 1" SHCS
651105	40	1	1/4-20 Offset Economy Trut

NYLON PANEL MOUNT BLOCK



- Panel inserts from the top then twists 90° to lock into place.
- Made of Black Nylon
- .5" offset from edge for hole placement of panel.




ITEM#	SERIES	A	B	C	D	E	F	G	H	J	K-THREAD
655681	40	22.50mm	25.00mm	4.20mm	17.00mm	19.05mm	19.05mm	34.00mm	9.00mm	6.00mm	1/4-20

INCLUDED FASTENERS

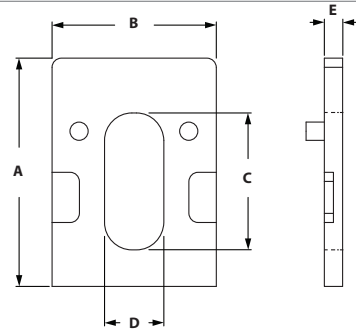
BOLT	QTY	DESCRIPTION
671047	1	Uniblock Spacer
651462	1	1/4-20 x 1" BHSCS

TSLOTS Hardware

UNIBLOCK SPACERS



- Work with panel mount block to increase thickness
- Allows for offset panel mounting
- Reduces movement and vibration

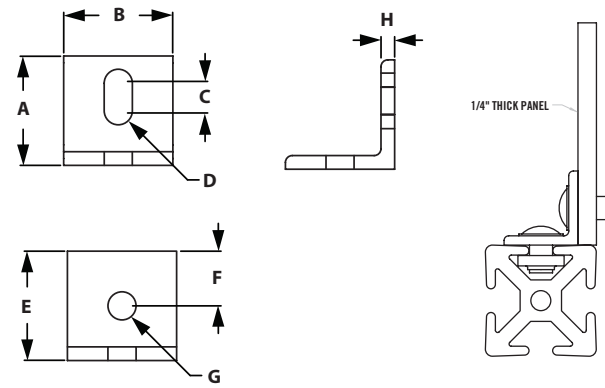


ITEM#	SERIES	A	B	C	D	E
671046	40	25.00mm	18.5mm	15.00mm	6.50mm	3.00mm
671047	40	25.00mm	18.5mm	15.00mm	6.50mm	5.00mm

PANEL MOUNT BRACKET



- Lower cost alternative than Panel Mount Block
- Slotted hole makes alignment easy
- Drilling panel required



ITEM#	SERIES	A	B	C	D	E	F	G	H
655291	40	25.4mm	25.4mm	6.35mm	4.17mm	25.4mm	12.7mm	8.33mm	3.18mm


RECOMMENDED FASTENERS (EXTRUSION SLOT)

ITEM#	SERIES	QTY	DESCRIPTION
651343	40	1	M8 x 12mm BHSCS
651367	40	1	M8 Economy Tnut

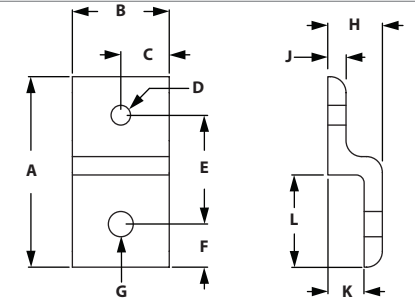
RECOMMENDED FASTENERS (EXTRUSION END)

ITEM#	SERIES	QTY	DESCRIPTION
651345	40	1	M8 x 16mm BHSCS
651353	40	1	M8 Hex Nut
651387	40	1	M8 Washer

SINGLE PANEL RETAINER



- Strongest way to retain panels
- Simplifies panel installation and removal
- Drilling panel required



ITEM#	SERIES	A	B	C	D-TAP	E	F	G	H	J	K	L
664039	40	77.00mm	40.00mm	20.00mm	M8 x 1.25	44.40mm	15.80mm	8.33mm	21.95mm	6.00mm	15.95mm	37.00mm


RECOMMENDED FASTENERS (EXTRUSION SLOT)

ITEM#	SERIES	QTY	BOLT	TNUT
651345 & 651367	40	1 ea	M8 x 16mm BHSCS & M8 Economy Tnut	Economy

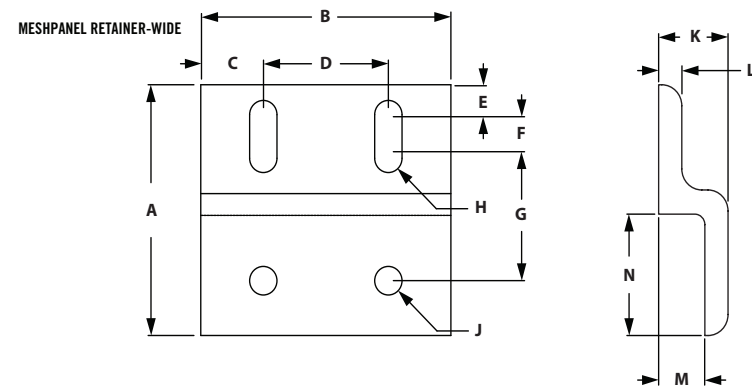

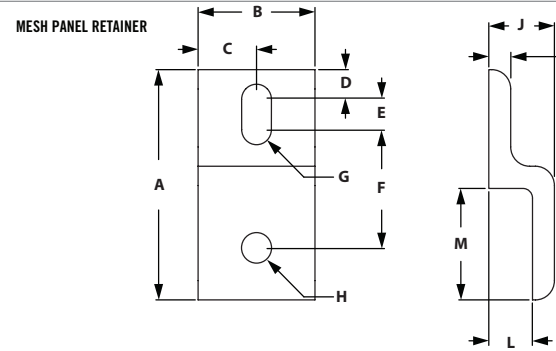
RECOMMENDED FASTENERS (FOR 1/4" PANEL)

ITEM#	SERIES	QTY	BOLT
651347	40	1	M8 x 20mm BHSCS
651353	40	1	M8 Hex Nut
651387	40	1	M8 Washer

MESH PANEL RETAINER



- Strongest way to retain wire mesh
- Prevents wire mesh from pushing out of the slot
- Simplifies installation and removal of wire mesh



SINGLE RETAINER

ITEM#	SERIES	A	B	C	D	E	F	G	H	J	K	L	M
664082	40	77.00mm	40.00mm	20.00mm	8.74mm	12.70mm	38.76mm	8.33mm	8.33mm	22.00mm	6.00mm	16.00mm	37.00mm

SINGLE RETAINER-WIDE

ITEM#	SERIES	A	B	C	D	E	F	G	H	J	K	L	M	N
664204	40	77.00mm	80.00mm			8.64mm	12.70mm	38.80mm	8.33mm	8.33mm	22.00mm	6.00mm		37.00mm

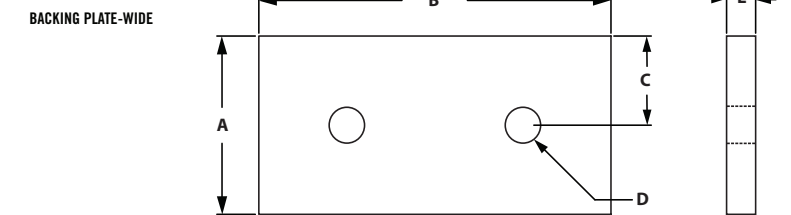
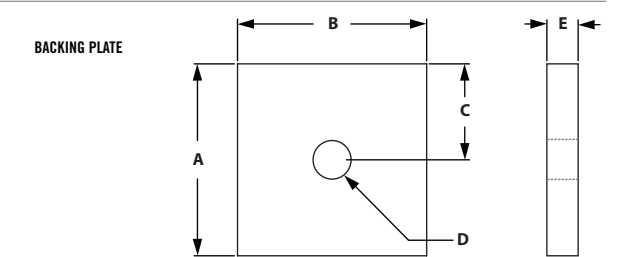
RECOMMENDED FASTENERS (EXTRUSION SLOT)

ITEM#	SERIES	QTY	QTY FOR WIDE	BOLT	TNUT
651345 & 651367	40	1 ea	2 ea	M8 x 16mm BHSCS & M8 Economy Tnut	Economy

BACKING PLATES



- Secures mesh panel retainers to the wire mesh



BACKING PLATES

ITEM#	SERIES	A	B	C	D-THREAD	E
664069	40	38.10mm	38.10mm	19.00mm	M8 x 1.25	6.35mm

BACKING PLATES-WIDE


ITEM#	SERIES	A	B	C	D-THREAD	E
664205	40	38.10mm	80.00mm	19.00mm	M8 x 1.25	6.35mm

RECOMMENDED FASTENERS (RETAINER TO BACKING PLATE)

ITEM#	SERIES	QTY	QTY FOR WIDE	BOLT
651347	40	1	2	M8 x 20mm BHSCS

T-SLOTS Hardware

MESH PANEL RETAINERS ASSEMBLY



- Strongest way to retain wire mesh
 - Prevents wire mesh from pushing out of T-Slot
 - Simplifies installation and removal of wire mesh
- *Fasteners for gauge wire included.*

DOUBLE MESH PANEL RETAINERS ASSEMBLY

COMBO ITEM#	SERIES	RETAINER	QTY	BACKING PLATE	QTY	BOLT TO PLATE	QTY
664066	40	664082	1	664069	1	651347	1

MESH PANEL RETAINERS ASSEMBLY - WIDE

COMBO ITEM#	SERIES	RETAINER	QTY	BACKING PLATE	QTY	BOLT TO PLATE	QTY
664206	40	664204	1	664205	1	651347	1

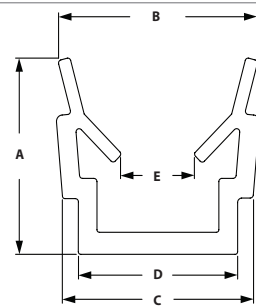
RECOMMENDED FASTENERS (EXTRUSION SLOT)

ITEM#	SERIES	QTY	QTY FOR WIDE	BOLT	TNUT
651345 & 651367	40	1 ea	2 ea	M8 x 16mm BHSCS & M8 Economy Tnut	Economy


DELUXE PLASTIC PANEL GASKET




- Recessed in slot to secure plastic panels
- The deluxe gasket can also be used as a slot cover



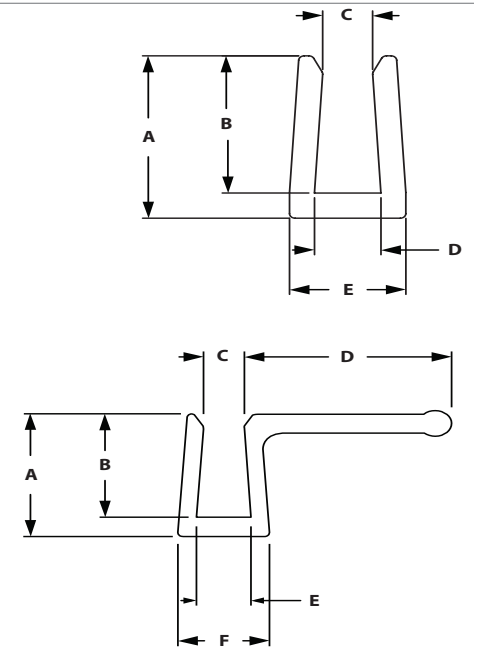
ITEM#	SERIES	COLOR	LENGTH	MATERIAL	A	B	C	D	E
655827	40	Black	72"	HDPE	11.00mm	10.50mm	9.00mm	8.20mm	5.00mm
655760	40	Yellow	78" (2M)	HDPE	11.00mm	10.50mm	9.00mm	8.20mm	5.00mm
655761	40	Natural	78" (2M)	HDPE	11.00mm	10.50mm	9.00mm	8.20mm	5.00mm



PANEL STIFFENER



- Increases the rigidity of 1/4" panels



ITEM#	SERIES	LENGTH	A	B	C	D	E
655285	40	72"	18.03mm	15.24mm	4.60mm	6.10mm	10.67mm

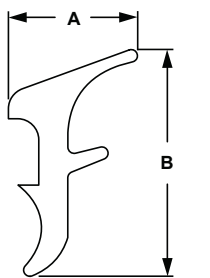
WITH HANDLE

ITEM#	SERIES	LENGTH	A	B	C	D	E	F
655290	40	72"	18.03mm	15.24mm	4.60mm	24.13mm	6.22mm	10.67mm

RUBBER PANEL GASKET



- Place in slot to secure panels or mesh
- Can be easily placed in slot after panel or mesh has been placed
- Can be ordered by the foot or 150' roll



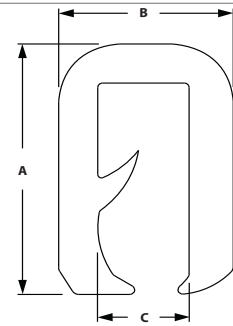
ITEM#	SERIES	SOLD	A	B
655110	40	Per Foot	7.90mm	13.89mm
655112	40	Per 150' Roll	7.90mm	13.89mm

TSLOTS Hardware

WIRE EDGE COVER



- Applied to the edge of wire mesh to prevent cuts
- Creates a clean and a safe guarding

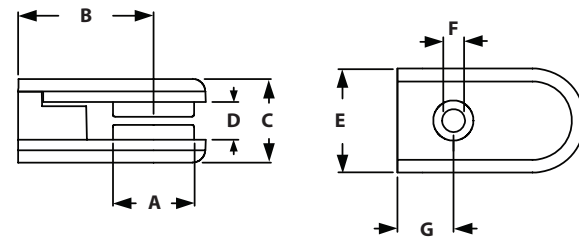


ITEM#	COLOR	MATERIAL	A	B	C
655312	Black	PVC/Aluminum	13.80mm	9.00mm	4.75mm

GLASS PANEL CLAMP




- To fix glass and other panels to extrusion
- Die-cast zinc
- For panels 2-9.5mm
- Included fasteners- M5 x 16mm SHCS Bright Zinc (connect clamps together) and 5 rubber pads for panels

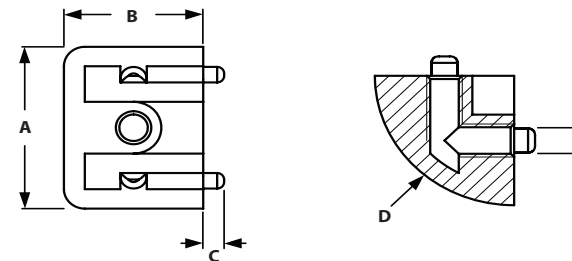


ITEM#	SERIES	A	B	C	D	E	F	G
671043	40	19.5mm	32.5mm	20mm	9mm	25mm	5.5mm	13.5mm

GLASS PANEL CORNER CONNECTION




- To make corner connection with two panels using two glass panel clamps
- Die-cast zinc
- Included fasteners- 2 screws M5 x 12mm SHCS Bright Zinc

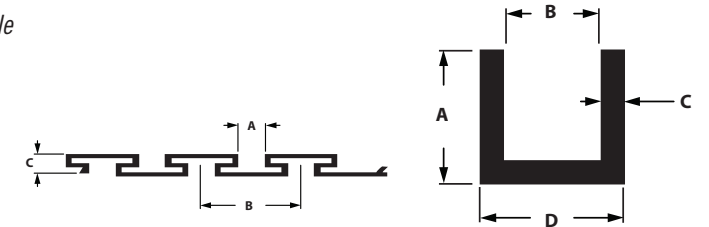


ITEM#	SERIES	B	C	D	E
671044	40	20mm	3mm	R20	M5

SLATWALL PANELS AND U CHANNEL



- Custom size panels are available
- Round to the next full panel



ITEM#	DESCRIPTION	SERIES	LENGTH	A	B	C	D
599900	Slatwall Panel	40	12' 6"	11.43mm	38.10mm	12.57mm	N/A
301901	U Channel	40	12'	19.05mm	12.70mm	3.18mm	19.05mm

RECOMMENDED FASTENERS (FOR 10S EXTRUSION)

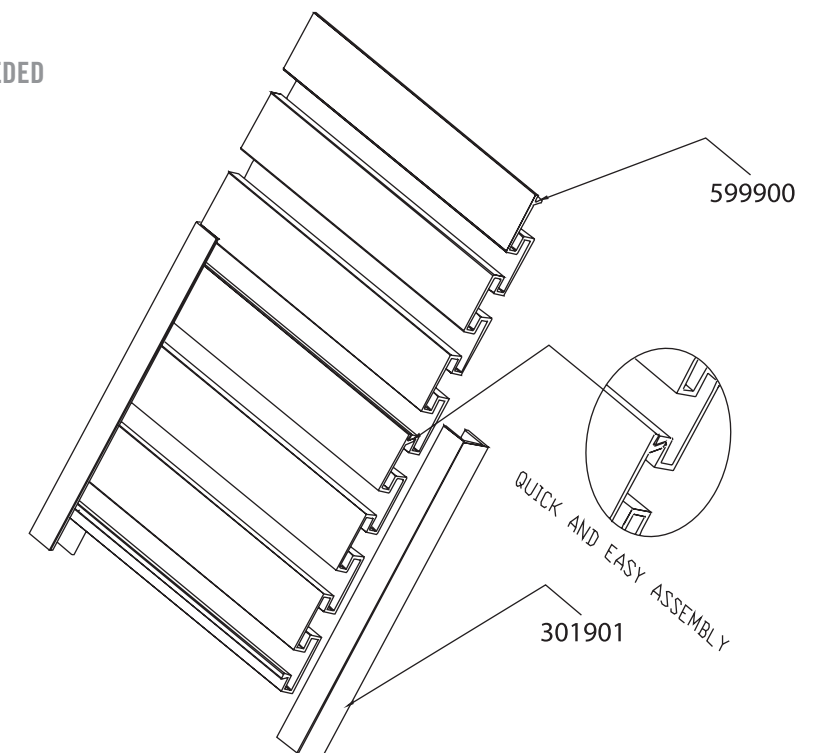
BOLT	QTY	DESCRIPTION
653273	1	10 to 15s 2 Hole Transition Strip
651130	1	1/4-20 x 1/2" FBHSCS & Econ Tnut
651129	1	5/16-18 x 11/16" FBHSCS & Econ Tnut

RECOMMENDED FASTENERS (FOR 15S EXTRUSION)

BOLT	QTY	DESCRIPTION
653141	1	15s 2 Hole Joining Strip
651129	2	5/16-18 x 11/16" FBHSCS & Econ Tnut

CALCULATION FORMULA FOR NUMBER OF PANELS NEEDED

$$\frac{(\text{Desired Panel Height} - 0.335)}{4.6}$$



CONTENT

09 Tools

Allen Wrench Sets	418-419
Cutters, Bits & Jigs	420-421
Taps	421

09 TOOLS

RECOMMENDED TOOL SIZE FOR FASTENERS

THREAD SIZE	SHCS	BHSCS	FBHSCS	FHSCS
8-32	--	3/32"	--	--
10-32	5/32"	1/8"	--	--
1/4-20	3/16"	5/32"	5/32"	5/32"
5/16-18	1/4"	3/16"	3/16"	3/16"
3/8-16	5/16"	N/A	--	7/32"
M5	4mm	3mm	--	3mm
M6	5mm	4mm	--	4mm
M8	6mm	5mm	--	5mm
M10	8mm	6mm	--	6mm

BALL END FOLD OUT COMBO TOOL



- Ball point allows access to hard to reach screws
- Fractional – yellow case, Metric – red case
- Self-contained tool eliminates lost keys

ITEM #	SERIES	HEAD TYPE	INCLUDED TOOL HEAD SIZES
657015	Fractional	Ball End	3/16", 7/32", 1/4", 5/16", 3/8"
657014	Metric	Ball End	5mm, 6mm, 7mm, 8mm, 10mm

BALL DRIVER AND L-WRENCH TOOL SET



- Ball point allows access to hard to reach screws

ITEM #	SERIES	HEAD TYPE	INCLUDED TOOL HEAD SIZES
657035	Fractional	Ball End	.050", 1/16", 5/64", 3/32", 7/64", 1/8", 9/64", 5/32", 3/16", 7/32", 1/4", 5/16", 3/8"
657030	Metric	Ball End	1.5mm, 2mm, 2.5mm, 3mm, 4mm, 5mm, 6mm, 8mm, 10mm

BALL END L HEX WRENCH



- Ball end for off axis rotation
- Long arm for maximum torque
- Allows for angle entry up to 25°

ITEM #	SERIES	TOOL HEAD SIZE
657025	Fractional	5/32"
657002	Fractional	3/16"
657005	Fractional	1/4"
657022	Metric	M4
657023	Metric	M5
657024	Metric	M6

T HANDLE BALL END HEX WRENCHES



- Cushion grip for maximum torque
- 10" long arm for hard to reach areas
- Allows for angle entry up to 25°

ITEM #	SERIES	TOOL HEAD SIZE
657000	Fractional	3/16"
657004	Fractional	1/4"
657034	Fractional	5/32"
657031	Metric	M4
657032	Metric	M5
657033	Metric	M6

CHEATER PIPE



- Gives extra torque in hard to reach spots
- Use with a ball end "L" hex wrench
- Fits over the end of a 1/4" hex wrench

ITEM #	SERIES	DESCRIPTION
657001	Fractional	Cheater Pipe

ANCHOR FASTENER COUNTERBORE CUTTERS



- Two flute style single end
- High speed steel square end mill
- Allows you to make your own counterbores

ITEM #	SERIES	MILL DIAMETER
657043	10	9/16"
657008	15/40	13/16"

ACCESS HOLE DRILL BITS



- Two flute
- High speed steel
- Can be used with drill jigs, drill press, or mill

ITEM #	SERIES	BIT SIZE
657036	10	.218 x 2.30"
657010	15/40	.295 x 2.68"

ACCESS HOLE DRILL JIGS



- Locates access holes precisely
- Hardened dowel pins prevent rotation
- Replaceable, hardened drill bushings

ITEM #	SERIES	DESCRIPTION	HOLE SIZE
657037	10	Jig for 1010 Extrusion	.218"
657040	10	Jig for 2 Hole for 1020 Extrusion	.218"
657042	10	Jig for 4 Hole for 2020 Extrusion	.218"
657038	10	Replacement Bushing for 10S	.218"
657011	15	Jig for 1515 Extrusion	.296"
657039	15	Jig for 2 Hole for 1530 Extrusion	.296"
657041	15	Jig for 4 Hole for 3030 Extrusion	.296"
657012	15	Replacement Bushing for 15S	.296"
699740	10-Slot	Jig for all slot 10 B-Series Extrusion	.386"

FLUTED TAPS



ITEM #	SERIES	TAP SIZE
657143	10	1/4-20
657145	15	5/16-18
657144	40	M6 x 1.0
657146	40	M8 x 1.25

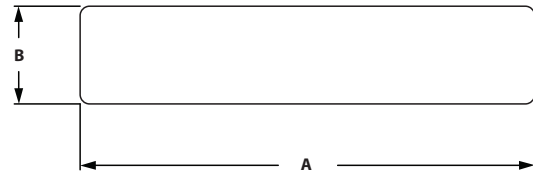
CONTENT

10 Extrusion Profiles	
Flat Stock	424
Tubes	425
Angles	426
Gusset Profile & Nub	427
Right Angle Nub Profile	428
Panel Mount Profile	429
Single Flange Bearing Profiles	429
Double Flange Bearing Profile	430
Retainer Angles	430
Door Side Tracks	431

10 EXTRUSION PROFILES

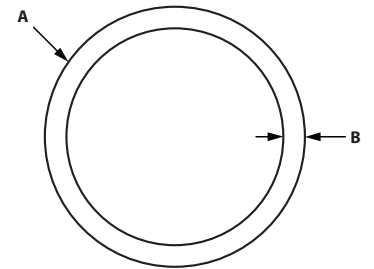
Extrusion Profiles

FLAT STOCK



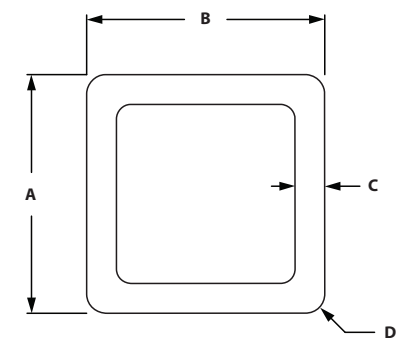
MILL FINISH	ANODIZED	STOCK LENGTH	A	B
662035	662034	144"	1.000"	.188"
662037	662036	144"	1.000"	.250"
662041	662040	144"	1.000"	.500"
662084	---	144"	1.250"	1.250"
662043	662042	144"	1.490"	.250"
662045	662044	144"	1.500"	.500"
662047	662046	144"	1.500"	.750"
662085	---	144"	1.750"	1.750"
662051	662050	144"	2.000"	.188"
662049	662048	144"	2.000"	.500"
662143	662142	144"	2.060"	2.060"
662120	---	144"	2.000"	2.500"
662055	662054	144"	2.500"	.500"
662121	---	144"	2.500"	2.500"
662053	662052	144"	3.000"	.188"
662057	662056	144"	3.000"	.250"
662154	---	144"	3.000"	.500"
662061	662060	144"	3.000"	.750"
662147	662146	144"	3.060"	1.510"
662063	662062	144"	4.000"	.188"
662065	662064	144"	4.000"	.250"
662067	662066	144"	4.000"	.750"
662077	662076	144"	4.000"	2.000"
662131	---	144"	4.000"	3.000"
662112	---	144"	4.500"	.250"
662069	662068	144"	5.000"	.250"
662071	662070	144"	6.000"	.250"
662073	662072	144"	6.000"	.375"

ALUMINUM TUBE



MILL FINISH	ANODIZED	STOCK LENGTH	A	B
659007	659006	144"	1.000"	.125"
659009	659008	144"	1.500"	.125"
659011	659010	144"	2.000"	.125"

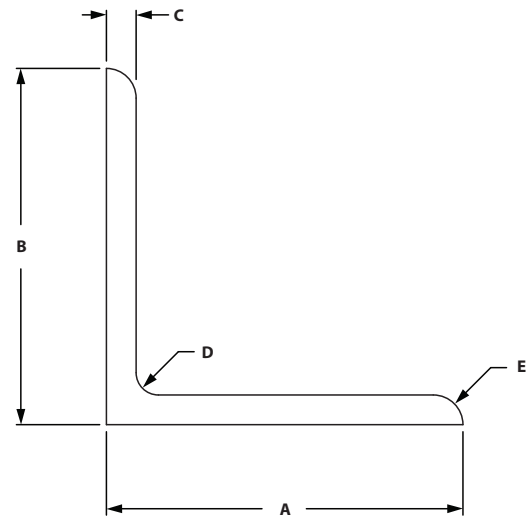
SQUARE TUBE



MILL FINISH	ANODIZED	STOCK LENGTH	A	B	C	D
---	662130	144"	2.000"	2.000"	.225"	.375"

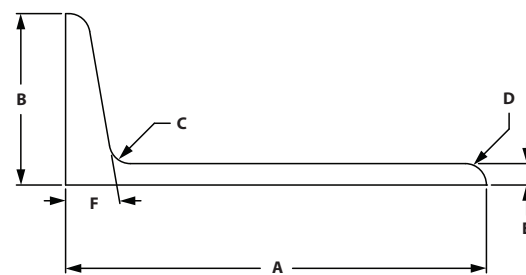
Extrusion Profiles

ANGLES



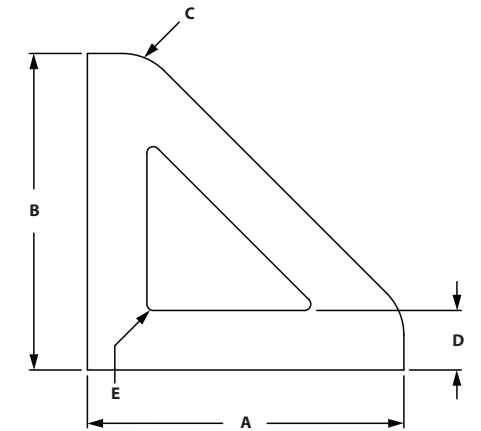
MILL FINISH	ANODIZED	STOCK LENGTH	A	B	C	D	E
662009	662008	150"	1.000"	1.000"	.125"	.125"	.028"
662015	662014	150"	1.000"	1.000"	.188"	.125"	.188"
662011	662010	144"	1.000"	2.000"	.188"	.125"	.188"
662013	662012	150"	1.500"	1.500"	.188"	.088"	.125"
662017	662016	150"	1.500"	1.500"	.250"	.312"	.250"
662023	662022	120"	1.500"	3.000"	.250"	.312"	.250"
662019	662018	150"	2.000"	2.000"	.188"	.125"	.188"
662021	662020	150"	2.500"	2.500"	.188"	.250"	.125"
662025	662024	150"	3.000"	3.000"	.188"	.125"	.125"
662027	662026	150"	3.000"	3.000"	.250"	.312"	.250"
662029	662028	144" MF/ 150" AEA	4.500"	4.500"	.250"	.312"	.250"

FLOOR MOUNT ANGLES



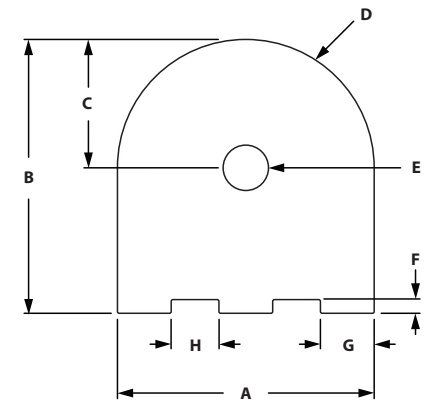
MILL FINISH	ANODIZED	STOCK LENGTH	A	B	C	D	E	F
662079	662078	144" MF/ 120" AEA	5.000"	2.000"	.250"	.250"	.250"	10°
662148	---	150"	3.000"	2.000"	.312"	.250"	.250"	10°

45° GUSSET PROFILE



MILL FINISH	ANODIZED	STOCK LENGTH	SERIES	A	B	C	D	E
662135	662134	120"	10	1.000"	1.000"	.188"	.188"	.020"
662139	662138	120"	15	1.500"	1.500"	.250"	.250"	.020"
662137	662136	120"	10	2.000"	2.000"	.188"	.188"	.020"
662141	662140	120"	15	3.000"	3.000"	.250"	.250"	.020"

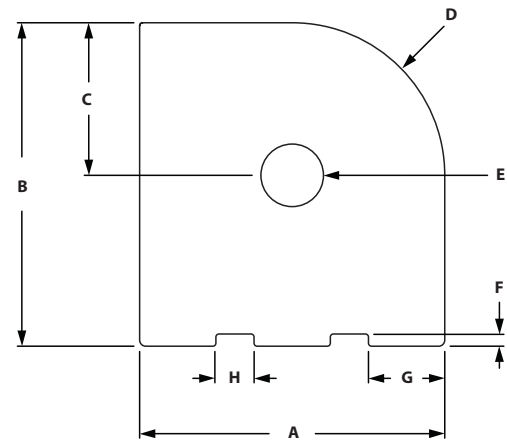
PIVOT NUB PROFILE



MILL FINISH	ANODIZED	STOCK LENGTH	SERIES	A	B	C	D	E	F	G	H
662107	662106	120"	10	1.000"	1.060"	.500"	.500"	.205"	.040"	.250"	.125"
662105	662104	120"	15	1.500"	1.600"	.750"	.750"	.265"	.080"	.314"	.279"

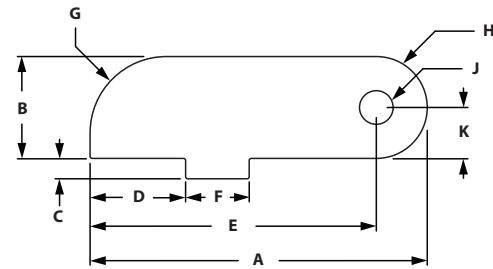
Extrusion Profiles

RIGHT ANGLE NUB PROFILE



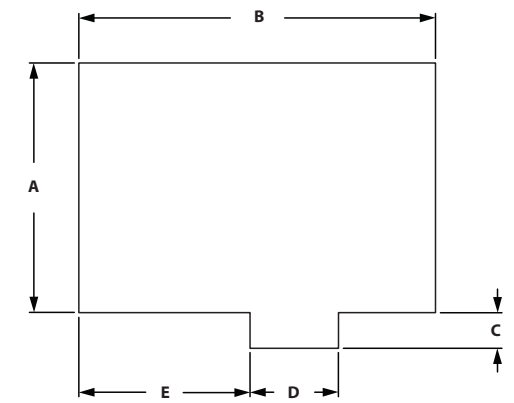
MILL FINISH	ANODIZED	STOCK LENGTH	SERIES	A	B	C	D	E	F	G	H
662081	662080	120"	10	1.000"	1.060"	.500"	.500"	.205"	.040"	.250"	.125"
662083	662082	120"	15	1.500"	1.600"	.750"	.750"	.265"	.080"	.314"	.279"

HINGE PROFILE



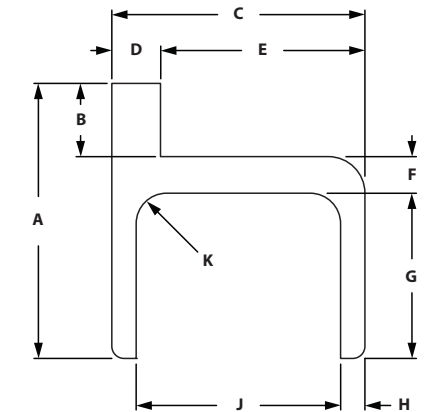
MILL FINISH	ANODIZED	STOCK LENGTH	SERIES	A	B	C	D	E	F	G	H	J	K
662109	662108	120"	10	1.156"	.500"	.060"	.252"	.906"	.249"	.375"	.250"	.180"	.250"
662111	662110	120"	15	1.655"	.500"	.100"	.469"	1.405"	.312"	.375"	.250"	.180"	.250"

PANEL MOUNT PROFILE



MILL FINISH	ANODIZED	STOCK LENGTH	SERIES	A	B	C	D	E
662117	662116	120"	10	.700"	.812"	.050"	.247"	.373"
662115	662114	120"	15	.875"	1.250"	.125"	.310"	.600"

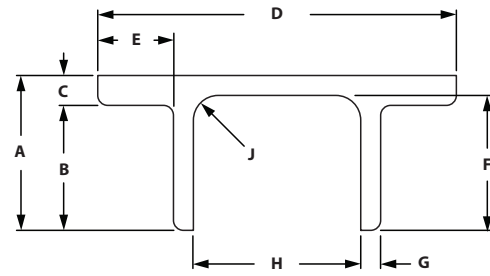
SINGLE FLANGE BEARING PROFILE



MILL FINISH	ANODIZED	STOCK LENGTH	SERIES	A	B	C	D	E	F	G	H	J	K
662093	662092	120"	10	2.160"	.750"	1.701"	.312"	1.389"	.250"	1.160"	.156"	1.389"	.250"
662099	662098	120"	15	2.818"	.750"	2.600"	.500"	2.100"	.375"	1.693"	.250"	2.100"	.312"

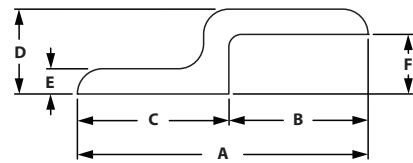
Extrusion Profiles

DOUBLE FLANGE BEARING PROFILE



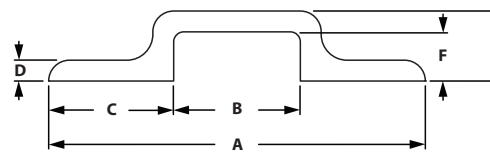
MILL FINISH	ANODIZED	STOCK LENGTH	SERIES	A	B	C	D	E	F	G	H	J
662095	662094	120"	10	1.316"	1.004"	.312"	3.260"	.780"	1.160"	.156"	1.389"	.125"
662097	662096	120"	10	1.316"	1.004"	.312"	4.250"	.772"	1.160"	.156"	2.395"	.125"
662101	662100	120"	15	1.943"	1.568"	.375"	4.500"	.950"	1.693"	.250"	2.100"	.312"
662103	662102	120"	15	1.943"	1.568"	.375"	6.000"	.950"	1.693"	.250"	3.600"	.312"

RETAINER ANGLES



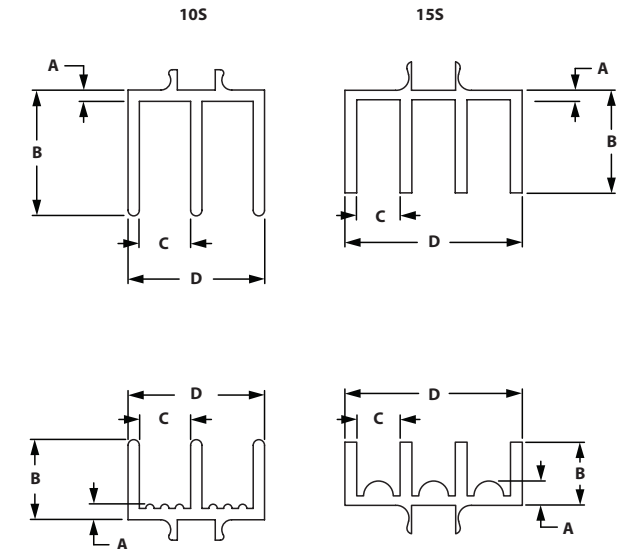
MILL FINISH	ANODIZED	STOCK LENGTH	SERIES	A	B	C	D	E	F
662091	662090	120"	10	1.938"	.938"	1.000"	.563"	.188"	.375"
662087	662086	120"	15	2.879"	1.379"	1.500"	.840"	.250"	.590"

DOUBLE RETAINER ANGLES



MILL FINISH	ANODIZED	STOCK LENGTH	SERIES	A	B	C	D	E	F
662133	662132	120"	10	3.021"	1.021"	1.000"	.188"	.563"	.375"
662089	662088	120"	15	4.520"	1.523"	1.500"	.250"	.840"	.590"

DOOR SLIDE TRACKS



ANODIZED	SERIES	TRACK	A	B	C	D
655189	10	Upper	.620"	.688"	.281"	.750"
655188	15	Upper	.060"	.650"	.275"	1.125"
655191	10	Lower	.085"	.438"	.281"	.750"
655190	15	Lower	.154"	.400"	.275"	1.125"

CONTENT

11 Machining Services	
Slot Locations	434
Ordering Notes	435
Order Example	436
Cut To Length	37
Tap	438-439
Access Hole	440-441
Counterbore Anchor / Butt Fastening Assembly	442
Counterbore with Through Hole	443
Door Handle Milling	444-445
Bolt & Central Connectors	446
Panels And Wire Mesh Cut	447
Miter Saw Cuts & Counterbore	448
Notch Services	449-450

11 MACHINING SERVICES

Machining Services

MACHINING SERVICE

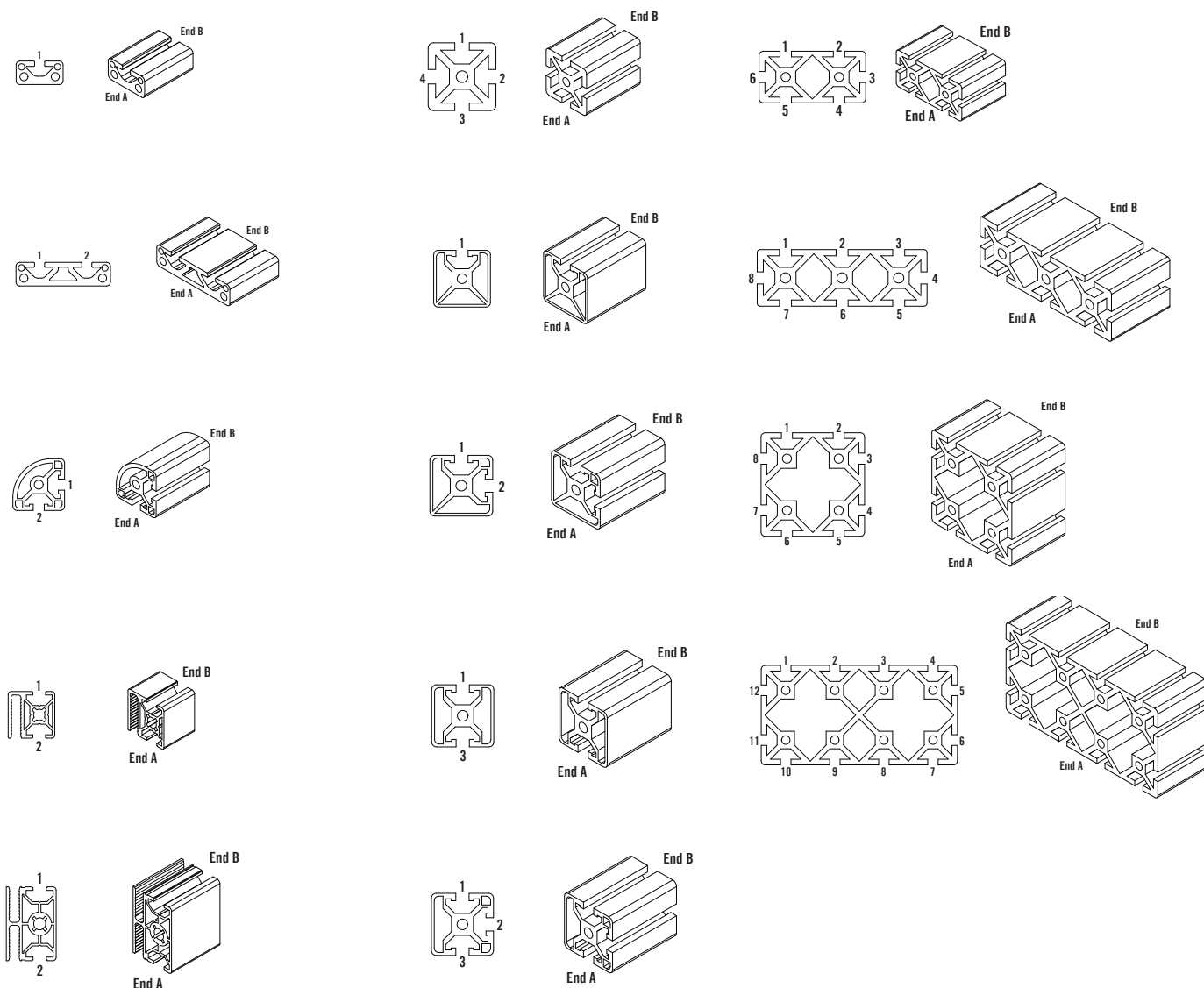
To make machining TSLOTS a simple process, it is necessary to identify the machinable location of the extrusion. For standard services, refer to the drawings on this page for basic identification of each profile.

Some things to keep in mind when ordering machining services:

Where possible, include a drawing with the required machining services.

Remember, if you have us machine your kit for you, it will arrive at your door ready to assemble. Or, if you prefer, we will ship your kit to you pre-assembled, ready to use.

For non-standard machining services, custom prints are required or engineering help is available.



ORDERING NOTES FOR STANDARD MACHINING SERVICES

CUT TO LENGTH

Specify –

1. The extrusion item number or description
2. The quantity of extrusions
3. The length of the extrusion
4. The machining service number

DRILL ACCESS HOLES

Specify –

1. The extrusion item number or description
2. The number of pieces to be drilled
3. The length of the extrusion
4. The machining service number
5. The slot location at which the feature is required and the distance from end "A"

MITER CUT AND COUNTERBORE

Specify –

1. The extrusion item number or description
2. The number of pieces to be miter cut
3. The length of the extrusion from longest corner to longest corner
4. The machining service number
5. The end(s) at which the machining is required and the face from which a bolt would be installed
6. The degree in which in need it cut to

FURNITURE STYLE DOOR MILLING

Specify –

1. The extrusion item number or description
2. The number of pieces to be drilled
3. The length of the extrusion
4. The machining service number
5. The slot location at which the feature is required and the distance from end "A"

CENTRAL/BOLT CONNECTORS

Specify –

1. The extrusion item number or description
2. The number of pieces to be drilled
3. The length of the extrusion
4. The machining service number
5. The slot location at which the feature is required and the distance from end "A"

All other machining services have ordering notes and ordering examples on the page where the machining service is located.

TAPPING

Specify –

1. The extrusion item number or description
2. The number of pieces to be tapped
3. The length of the extrusion
4. The machining service number
5. The end(s) at which the tapped hole is required

COUNTERBORE FOR ANCHOR/BUTT FASTENER ASSEMBLY

Specify –

1. The extrusion item number or description
2. The number of pieces to be counterbored
3. The length of the extrusion
4. The machining service number
5. The end(s) to be machined and the slot location at which the counterbore is required

COUNTERBORE WITH THROUGH HOLE

Specify –

1. The extrusion item number or description
2. The number of pieces to be drilled
3. The length of the extrusion
4. The machining service number
5. The slot location at which the feature is required and the distance from end "A"

DELUXE DOOR HANDLE MILLING

Specify –

1. The extrusion item number or description
2. The number of pieces to be drilled
3. The length of the extrusion
4. The machining service number
5. The slot location at which the feature is required and the distance from end "A"

BOLT AND CENTRAL CONNECTORS

Specify –

1. The extrusion item number or description
2. The number of pieces to be drilled
3. The length of the extrusion
4. The machining service number
5. The slot location at which the feature is required and the distance from end "A"

Machining Services

ORDER EXAMPLE

Your project calls for 15 pieces of 1.5" x 1.5" extrusion and 5 pieces of 1.5" x 3". All 15 pieces of the 1.5" x 1.5" are cut to length and will be machined – 10 pieces @ 55" and 5 pieces @ 24.25" and all 5 pieces of the 1.5" x 3" are miter cut and counterbored – 5 pieces @ 16.35".

In this example there are (3) separate orders that will take place:

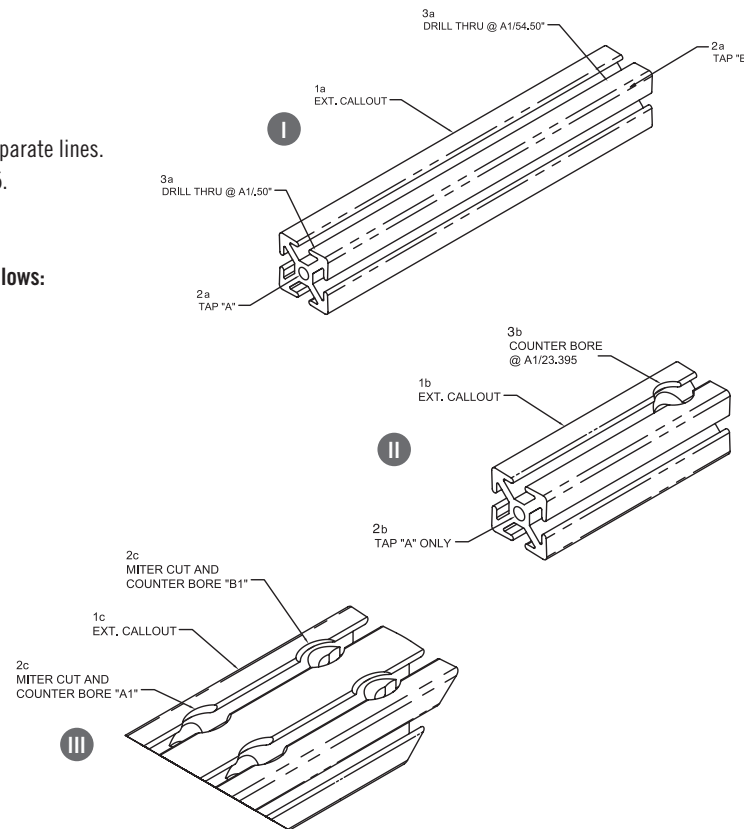
- I. 10 pieces of 1.5" x 1.5" @ 55"
- II. 5 pieces of 1.5" x 1.5" @ 24.25" and
- III. 5 pieces of 1.5" x 3" @ 16.35".

**At the end of your machining order, total each machining service on separate lines.

Ex. In Scenario I and II there are 15 Cut To Length charges – 660003 – 15.

The information needed to complete the above order scenario is as follows:

- I. The 10 pieces of 1.5" x 1.5" @ 55":
 - 1a. Extrusion item number or, Description pieces, length
 - 2a. Tapped
 - 3a. Drilled for access holes
- II. The 5 pieces off 1.5" x 1.5" @ 24.25":
 - 1b. Extrusion item number or Description, pieces, length
 - 2b. Tapped
 - 3b. Counterbored
- III. The 5 pieces of 1.5" x 3" @ 16.35":
 - 1c. Extrusion item number or Description, pieces, length
 - 2c. Miter cut and counterbored



Your order would look as follows:

ITEM #	QTY	MACHINING SERVICE NUMBER	LENGTH
I. (1a) 650005 (TS1515)	10	(2a) 660034 A-B (3a) 660028 A1/.75"-A1/54.25"	55"
II. (1b) 650005 (TS1515)	5	(2b) 660034 A (3b) 660057 A1/23.395"	24.25"
III. (1c) 650008 (TS1530)	5	(2c) 660056 A1-A2--B1-B2	16.35"
Machining Services Details	15	660003	
	25	660034	
	20	660028	
	5	660057	
	10	660056	

CUT TO LENGTH

FRACTIONAL

ITEM #	PROFILE	EXTRUSION TYPE
660002	1010	1010, 1010-GR, 1010-QR, 1010-MONO, 1010-BIAD, 1010-BIOPP, 1010-TRI
660000	1020	1020, 1020GR
660004	2020	2020, 2020GR
660001	1030	1030
660005	2040	2040
660003	1515	1575, 1515, 1515-G, 1515-L, 1515-LGR, 1515-VL, 1515-VLGR, 1515-MONO, 1515-BIAD, 1515-BIOPP, 1515-TRI, 1515-QR
660006	1530	3075, 1530, 1530-GR, 1530-L, 1530-LGR
660007	1545	1545
660013	3030	3030, 3030-L, 3030-GR, 3030-LGR
660008	3060	3060

B-SERIES

ITEM #	PROFILE	EXTRUSION TYPE
670500	2020	2020
670501	2040	2040
670502	3030	3030, 3030-BIAD, 3030-BIOPP, 22.5X45, 3030-FG30, 3030-FG40, 3045-FG30, 3045-FG40
670503	3060	3060, 3060-R
660003	4040	4040
660006	4080	4080
670504	4545	4545, 4545-H, 4545-MONO, 4545-BIAD, 4545-BIOPP, 4545-TRI, 4545-R
670505	4590	4590, 4590-H, 4560-H
670506	6060	6060, 6060-H, 6060-8SLOT
670507	6090	6090
670508	9090	9090

METRIC

ITEM #	PROFILE	EXTRUSION TYPE
660003	4040	4040, 4040-L, 4040-VL, 4040-BIAD, 4040-BIOPP, 4040-TRI
660006	4048	4080, 4080-L, 4080-VL
660013	8080	8080
660008	80160	80160

MISC. CUT CHARGE

ITEM #	PROFILE	EXTRUSION TYPE
660129	All	For all extrusion profiles

ORDERING NOTES

Cut to length requirements should be described by specifying:

1. The extrusion item number or description
2. The quantity of extrusions
3. The length of the extrusion
4. The machining service number

EXAMPLE

A project required 8 pieces of 1.5"x1.5", cut to a length of 60" each. These profiles would be ordered as follows:

ITEM #	QTY	MACHINING SERVICE NUMBER	LENGTH
650005	8		60"
	8	660003	

◦ Tolerance on cuts is +/- .015"

◦ Squareness of cut is .003" per inch max.

Machining Services

TAP PROFILE END

FRACTIONAL

ITEM #	PROFILE	TAP SIZE	# OF TAPS	EXTRUSION TYPE
660035	1010	1/4-20	1	1010, 1010-GR, 1010-QR, 1010-MONO, 1010-BIAD, 1010-BIOPP, 1010-TRI
660036		M6 x 1.00	1	
660025	1020	1/4-20	2	1020, 1020GR
660026		M6 x 1.00	2	
660037	2020	1/4-20	4	2020, 2020GR
660040		M6 x 1.00	4	
660016	1030	1/4-20	3	1030
660017		M6 x 1.00	3	
660018	2040	1/4-20	8	2040
660019		M6 x 1.00	8	
660015	1515	1/8 NPT	1	1575, 1515, 1515-G, 1515-L, 1515-LGR, 1515-VL, 1515-VLGR, 1515-MONO, 515-BIAD, 1515-BIOPP, 1515-TRI, 1515-QR
660034		5/16-18	1	
660009		3/8-16	1	
660030		7/16-14	1	
660033		M8 x 1.25	1	
660121		M10 x 1.50	1	
660024	1530	5/16-18	2	3075, 1530, 1530-GR, 1530-L, 1530-LGR
660182		3/8-16	2	
660027		M8 x 1.25	2	
660010	1545	5/16-18	3	1545
660183		3/8-16	3	
660011		M8 x 1.25	3	
660031	3030	5/16-18	4	3030, 3030-L, 3030-GR, 3030-LGR
660184		3/8-16	4	
660032		M8 x 1.25	4	
660012	3060	5/16-18	8	3060
660014		M8 x 1.25	8	

B-SERIES

ITEM #	PROFILE	TAP SIZE	# OF TAPS	EXTRUSION TYPE
670509	2020B	M6 x 1.00	1	2020
660035		1/4-20	1	
670510	2040B	M6 x 1.00	2	2040
660025		1/4-20	2	
670511	3030B	M8 x 1.25	1	3030, 3030-BIAD, 3030-BIOPP, 3030-FG30, 3030-FG40, 3045-FG30, 3045-FG40, 3060-R
660034		5/16-18	1	
670512	3060B	M8 x 1.25	2	3060, 3060-R
660024		5/16-18	2	
660032	6060-8 Slot	M8 x 1.25	4	8080-8Slot
670513	4040B / 4545B / 6060B / 4560B	M12 x 1.75	1	4040, 22.5x45, 4545, 4545-H, 4545-MONO, 4545-BIAD, 4545-BIOPP, 4545-TRI, 4545-R, 6060, 6060-H, 4560-H
670514	4080B / 4590B	M12 x 1.75	2	4080, 4590, 4590-H,
670515	9090B	M12 x 1.75	4	9090
670516	6090B	M16 x 2.00	1	6090

METRIC

ITEM #	PROFILE	TAP SIZE	# OF TAPS	EXTRUSION TYPE
660015	4040	1/8 NPT	1	4040, 4040-L, 4040-VL, 4040-BIAD, 4040-BIOPP, 4040-TRI
660034		5/16-18	1	
660009		3/8-16	1	
660030		7/16-14	1	
660033	4080	M8 x 1.25	1	4080, 4080-L, 4080-VL
660121		M10 x 1.50	1	
660024		5/16-18	2	
660182	8080	3/8-16	2	8080
660027		M8 x 1.25	2	
660031	8080	5/16-18	4	8080
660184		3/8-16	4	
660032	80160	M8 x 1.25	4	80160
660012		5/16-18	8	
660014		M8 x 1.25	8	

ORDERING NOTES

Profile end tapping requirements should be described by specifying:

1. The extrusion item number or description
2. The number of pieces to be tapped
3. The length of the extrusion
4. The machining service number
5. The end(s) at which the tapped hole is required

See page 434 for the drawings of the extrusion ends

This machining service provides one or more tapped holes to your extrusion ends. End tap holes are required for the following fastening and accessories when using extrusion end.

- End Fastener Assembly
- Leveling Feet
- Base Plates
- Anchor Plates
- Caster Mounting Plates
- Pressure Manifold Plates
- Casters

EXAMPLE

You want 4 pieces of the 1.5" x 1.5" @ 30" tapped at each end for the attachment of the 5/16-18 End Fastener Assembly. This machining service would be ordered as follows:

ITEM #	QTY	MACHINING SERVICE NUMBER	LENGTH
650005	4	660034 A-B	30"
	4	660003	
	8	660004	

» Non-standard machining services are quoted by Futura Industries

DRILL ACCESS HOLE

FRACTIONAL - SINGLE ACCESS HOLE

ITEM #	SERIES	TYPE	HOLE DIAMETER
660029	10	Single	.218"
660028	15	Single	.295"

B-SERIES - SINGLE ACCESS HOLE


ITEM #	SLOT	TYPE	HOLE DIAMETER
670517	6	Single	5.80mm
670518	8	Single	7.90mm
670519	8	Single	11.00mm
670520	10	Single	9.80mm
670521	10	Single	17.00mm

METRIC - SINGLE ACCESS HOLE

ITEM #	SERIES	TYPE	HOLE DIAMETER
660028	40	Single	7.50mm

PATTERNED ACCESS HOLE FOR FRACTIONAL AND METRIC

ITEM #	SERIES	PATTERN	TYPE	HOLE DIAMETER	A
660105	10	2 Hole	In-Line	.218"	1.000"
660106	15	2 Hole	In-Line	.295"	1.500"
660185	40	2 Hole	In-Line	7.50mm	40.00 mm
660107	10	2 Hole	Side by Side	.218"	N/A
660108	15	2 Hole	Side by Side	.295"	N/A
660186	40	2 Hole	Side by Side	7.50mm	N/A
660159	10	3 Hole	Side by Side	.218"	N/A
660109	15	3 Hole	Side by Side	.295"	N/A
660110	10	4 Hole	Side by Side	.218"	1.000"
660111	15	4 Hole	Side by Side	.295"	1.500"
660187	40	4 Hole	Side by Side	7.50mm	40.00 mm



DRILL ACCESS HOLE (CONTINUED)

ORDERING NOTES

Access hole requirements should be described by specifying:

1. The extrusion item number or description
2. The number of pieces to be drilled
3. The length of the extrusion
4. The machining service number
5. The slot location at which the feature is required and the distance from end "A"

EXAMPLE

You want 2 pieces of 1.5 x 1.5" @ 45" to receive a two-hole in-line access hole pattern at both ends, for attachment of a length of 15 x 30. The order would look as follows:

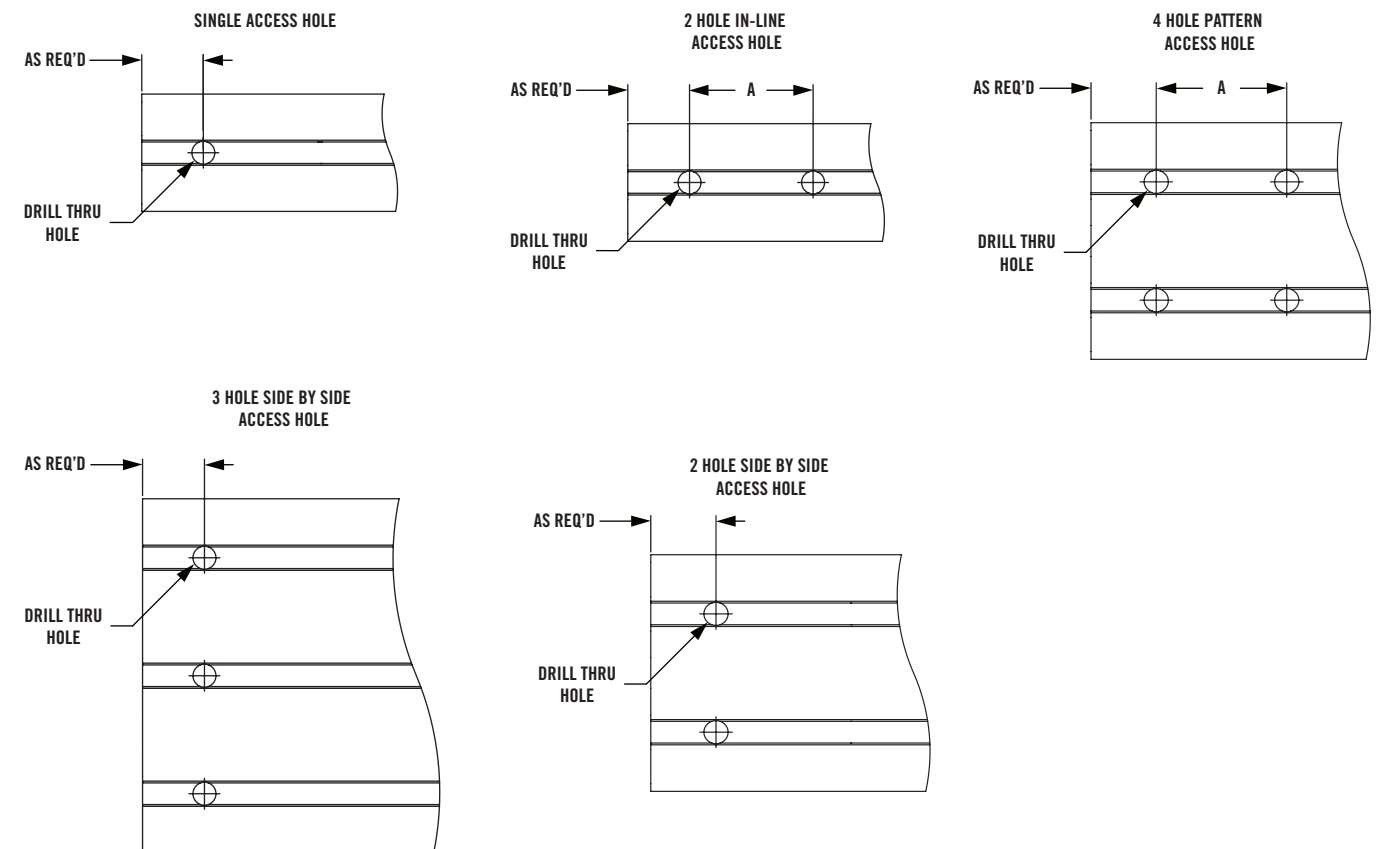
ITEM #	QTY	MACHINING SERVICE NUMBER	LENGTH
650005	2	660106 A1/.75"-A1/44.25"	45"
	2	660003	
	4	660106	

Note that the distance specified in both cases (from the reference end of the profile) will provide a flush connection with the mating extrusion.

See page 434 for the correct end and T-Slot location call-outs.


If multiple single hole drillings are required on one profile, they should be called out together with a hyphen (-) separating each drilling location callout. If different access hole drilling services are required on one profile (i.e. 1 x single hole, 1 x 4-hole pattern), they should be called out as separate line items.

PATTERNED ACCESS HOLE DRAWINGS



ANCHOR FASTENER COUNTERBORE/BUTT FASTENER COUNTERBORE

ITEM #	SERIES	COUNTERBORE	COUNTERBORE SIZE	A	B	C
660022	10	Anchor Fastener	.563" Dia. x .420" Deep	.500"	.436"	.563" x .420"
660020	15/40	Anchor Fastener	.812" Dia x .650" Deep	.750"	.855"	.812" x .650"
660023	10	Butt Fastener	.563" Dia. x .420" Deep	.500"	.436"	.563" x .420"
660021	15/40	Butt Fastener	.812" Dia x .650" Deep	.750"	.721"	.812" x .650"



ORDERING NOTE

- Counterboring requirements should be described by specifying:
1. The extrusion item number or description
 2. The number of pieces to be counterbored
 3. The length of the extrusion
 4. The machining service number
 5. The end(s) to be machined and the slot location at which the counterbore is required

See page 434 for information regarding T-Slot location callouts.

When multiple counterbores are needed on one profile, they should all be called out together, with a hyphen (-) separating each end / T-Slot location callout (see example).

- Counterbore is needed to insert the anchor fastener assembly or butt fastener assembly
- Counterbore locations for each extrusion must be specified as shown below.
- Anchor fasteners & butt fasteners are on pages 102 & 364.

EXAMPLE


A project requires that two lengths of profile be machined for an anchor fastener assembly. One of the lengths is the 1.5" x 1.5" @ 41" extrusion profile and requires the counterboring at one end only, in slot A1 and A3 of the profile. The other length is the 1.5" x 3" extrusion profile @ 45" that requires machining for two anchor fasteners at each end, in slot A3-A6 and B3-B6 of the profile only. The counterbore service would be ordered as follows:

ITEM #	QTY	MACHINING SERVICE NUMBER	LENGTH
650005	1	660106 A1/.75"-A1/44.25"	41"
650008	1	660020-A3-A6-B3-B6	45"
	1	660103	
	1	660106	
	6	660020	

(Counterbore machining services are priced per counterbore required.)

COUNTER BORE WITH THROUGH HOLE

ITEM #	SERIES	A	B	C
660168	10	.438"	.266"	.328"
660139	15/40	.531"	.344"	.495"



ORDERING NOTE

1. The extrusion item number or description
2. The number of pieces to be drilled
3. The length of the extrusion
4. The machining service number
5. The slot location at which the feature is required and the distance from end A"

EXAMPLE

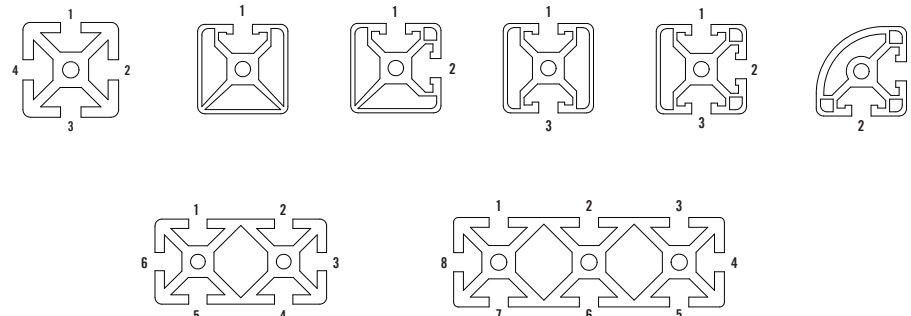
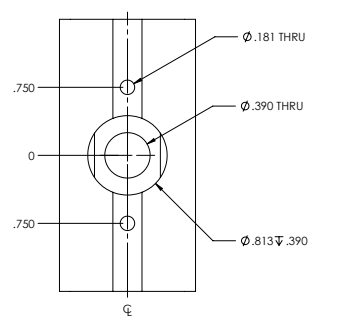
A project requires that a counter bore with through hole be used on a 15 x 15 extrusion. The hole will be .75" from side "A" in slot 1. The machining service would look as follows:

ITEM #	QTY	MACHINING SERVICE NUMBER	LENGTH
650005	1	660139 A1/.75"	24"

Machining Services

FURNITURE STYLE DOOR HANDLE MILLING SERVICE

ITEM #	SERIES	BORE SIZE
660091	15/40	.813" Dia x .390" Deep



ORDERING NOTE

- Specify –
1. The extrusion item number or description
 2. The number of pieces to be drilled
 3. The length of the extrusion
 4. The machining service number
 5. The slot location at which the feature is required and the distance from end A"

EXAMPLE

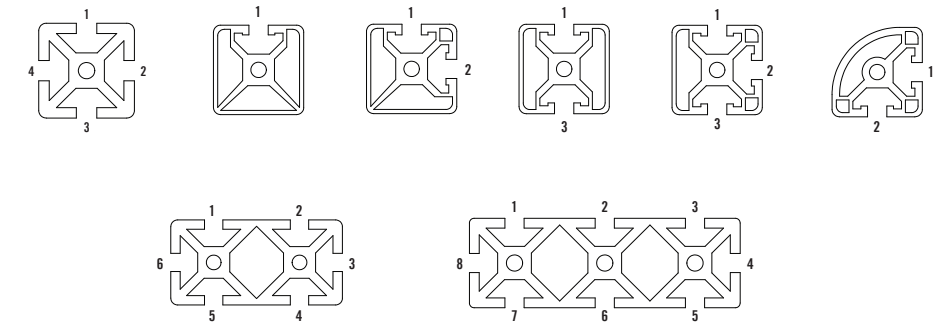
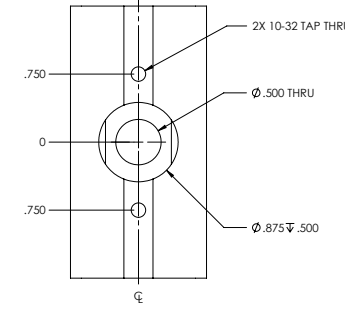
A project requires that a furniture style door handle be used on a 15 x 15 extrusion. The door handle will be 5" from side "A" in slot 1. The machining service would look as follows:

ITEM #	QTY	MACHINING SERVICE NUMBER	LENGTH
650005	1	660091 A1/5"	30"

- Milling the extrusion allows the furniture style door handle to be mounted to the TSLOTS extrusion.
 - Please specify distance from end to handle center.
 - Deluxe door handle is on pages 127 & 377.
- » For 15 & 40 Series only.

DELUXE DOOR HANDLE MILLING SERVICE

ITEM #	SERIES	BORE SIZE
660086	15/40	.875" Dia x .500" Deep



ORDERING NOTE

1. The extrusion item number or description
2. The number of pieces to be drilled
3. The length of the extrusion
4. The machining service number
5. The slot location at which the feature is required and the distance from end A"

- Milling the extrusion allows the deluxe door handle to be mounted to the TSLOTS extrusion.
- Please specify distance from end to handle center.
- Deluxe door handle is on page 127 & 377.

» For 15 & 40 Series only.

EXAMPLE

A project requires that a deluxe door handle be used on a 15 x 15 extrusion. The door handle will be 8" from side "A" in slot 4. The machining service would look as follows:

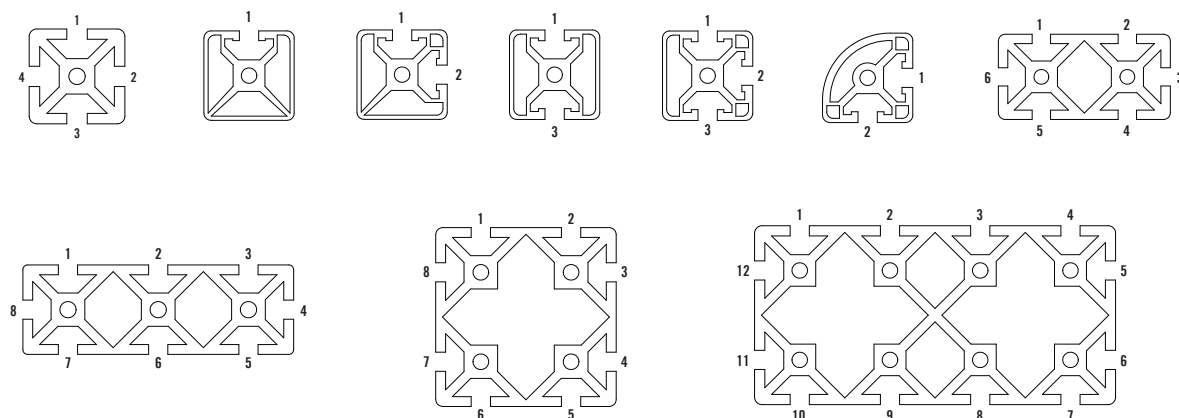
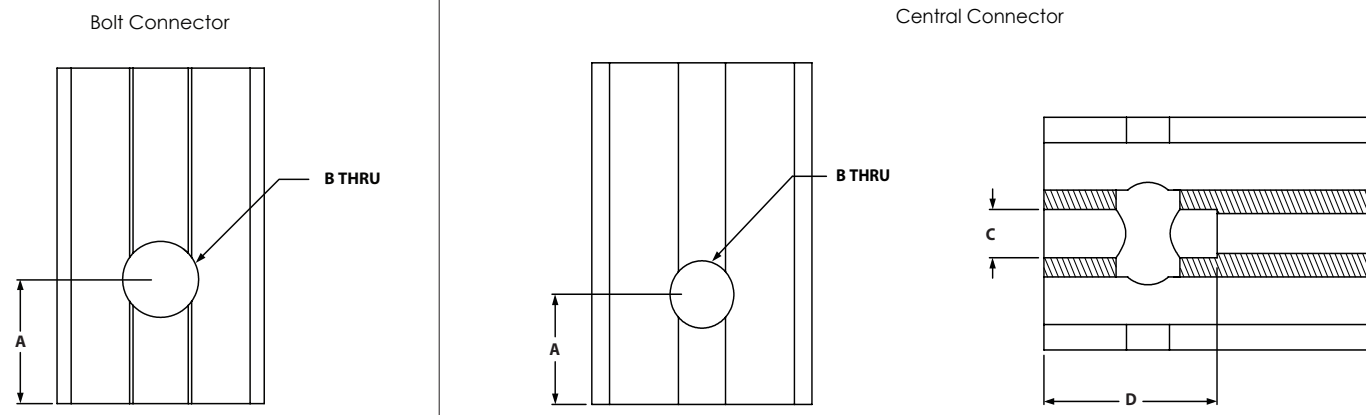
ITEM #	QTY	MACHINING SERVICE NUMBER	LENGTH
650005	1	660086 A4/8"	24"

Machining Services

BOLT AND CENTRAL CONNECTOR MACHINING (B-SERIES ONLY)

BOLT CONNECTOR				
ITEM #	SLOT	CONNECTOR ITEM #	A	B
670520	8	671600	18.00 mm	9.80 mm
670521	10	671602, 671605	22.50 mm	17.00 mm

CENTRAL CONNECTOR						
ITEM #	SLOT	CONNECTOR ITEM #	A	B	C	D
670519	8	659893 & 682994	18.00 mm	11.00 mm	7.90 mm	30.00 mm
670521	10	659730, 659669	22.50 mm	17.00 mm	N/A	N/A



ORDERING NOTE

- Specify –
1. The extrusion item number or description
 2. The number of pieces to be drilled
 3. The length of the extrusion
 4. The machining service number
 5. The slot location at which the feature is required and the distance from end "A"

EXAMPLE

A project requires that a bolt or a central connector with through hole be used on a 30mm x 30mm extrusion. The hole will be 19mm/.75" from side "A" in slot 1. The machining service would look as follows:

ITEM #	QTY	MACHINING SERVICE NUMBER	LENGTH
670007	1	670519 A1/19mm/.75"	24"

PANELS AND WIRE MESH - CUT TO SIZE

ITEM #	MATERIAL	SERVICE TYPE
660062	Plastic Panels	Cutting Plastic Panels Any Side ≤ 48"
660063	Plastic Panels	Cutting Plastic Panels Any Side > 48"
660060	Shear Wire Mesh	Shearing Expanded Metal or Wire Mesh Any Side ≤ 48"
660061	Shear Wire Mesh	Shearing Expanded Metal or Wire Mesh Any Side > 48"

ORDERING NOTE

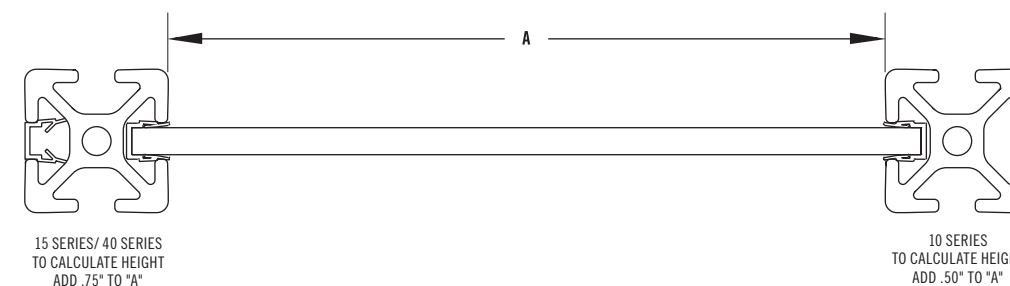
Panel saw cut requirements should be described by specifying the type of panel required and the size required in inches. Pricing is calculated on a square foot basis. The cutting charges will appear as a separate line item.

EXAMPLE

A machine guard project requires 3 clear Lexan® panels, Item number 655433, cut to a size of 4' x 3'. This panel would be ordered as follows:

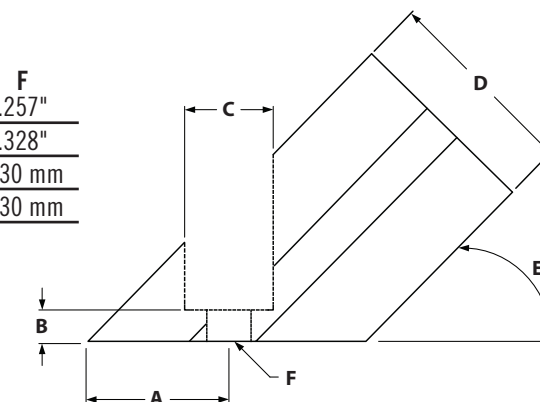
» *Cut tolerances for panels/wire mesh*
 Plastic panels: +/- .125"
 Wire Mesh: +/- .125"/-.250"

ITEM #	QTY	MACHINING SERVICE NUMBER	LENGTH
655433	3	660062 4' x 3'	36 sq. Feet



MITER SAW CUTS AND COUNTERBORE

SERIES	A	B	C	D	E	F
10	.707"	.250"	.625"	1.000"	45°	.257"
15/40	1.125"	.250"	.750"	1.500"	45°	.328"
30	25.40 mm	6.40 mm	19.10 mm	30.00 mm	45°	.830 mm
45	36.50 mm	9.50 mm	22.20 mm	45.00 mm	45°	8.30 mm



RECOMMENDED FASTENERS

ITEM #	SERIES	QTY	BOLT	T-NUT	WASHER
651240	10	1 to 6	1/4-20 x 5/8" SHCS	Economy	Yes
651213	15	1 to 6	5/16-18 x 3/4" SHCS	Economy	Yes
651348	40	1 to 6	M8 x 20mm SHCS	Economy	Yes
651344, 651445, 651387	30	1 to 4	M8 x 16mm SHCS	Economy	Yes
651350, 651445, 651387	45	1 to 4	M8 x 25mm SHCS	Economy	Yes

MITER SAW CUTS AND COUNTERBORE (CONTINUED)

FRACTIONAL & METRIC ONLY
MITER CUTS (ITEM FOR ONE END ONLY)

ITEM #	PROFILE	EXTRUSION TYPE
660039	1010	1010, 1010-GR, 1010-QR, 1010-MONO, 1010-BIAD, 1010-BIOPP, 1010-TRI
660041	1020	1020, 1020GR
660042	2020	2020, 2020GR
660043	1030	1030
660044	2040	2040
660038	1515/4040	1575, 1515, 1515-G, 1515-L, 1515-LGR, 1515-VL, 1515-VLGR, 1515-MONO, 1515-BIAD, 1515-BIOPP,
660046	1530/4080	3075, 1530, 1530-GR, 1530-L, 1530-LGR, 4080, 4080-L, 4080-VL
660047	1545	1545
660054	3030/8080	3030, 3030-L, 3030-GR, 3030-LGR, 8080

MITER AND COUNTERBORE (ITEM FOR ONE END ONLY)

ITEM #	PROFILE	EXTRUSION TYPE
660050	1010	1010, 1010-GR, 1010-QR, 1010-MONO, 1010-BIAD, 1010-BIOPP, 1010-TRI
660053	1020	1020, 1020GR
660055	1030	1030
660049	1515/4040	1575, 1515, 1515-G, 1515-L, 1515-LGR, 1515-VL, 1515-VLGR, 1515-MONO, 1515-BIAD, 1515-BIOPP, 1515-TRI, 1515-QR, 4040, 4040-L, 4040-VL, 4040-BIAD, 4040-BIOPP, 4040-TRI
660056	1530/4080	3075, 1530, 1530-GR, 1530-L, 1530-LGR
660058	1545	1545

ORDERING NOTE

Miter cut and counterbore requirements should be described by specifying:

1. The extrusion item number or description
2. The number of pieces to be miter cut
3. The length of the extrusion from longest corner to longest corner
4. The machining service number
5. The end(s) at which the machining is required and the face from which a bolt would be installed
6. The degree in which in need it cut to

Also, indicate the length of the finished profile from longest corner to longest corner. To specify the correct face on a 15 x 30 extrusion profile (where there are multiple T-Slots), specify only one of the T-Slot locations on that face. See page 434 for information on the correct end and T-Slot callouts.

EXAMPLE - Miter Cut:

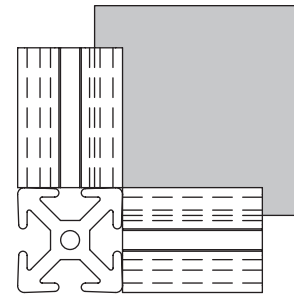
Two custom support brackets are required for your project, but you plan on counterboring the part yourself. You will use 15 x 30 extrusions that are 15" long from corner to corner. The machining service would look as follows:

ITEM #	QTY	MACHINING SERVICE NUMBER	LENGTH
650008	2	660046 A1-B1	15"

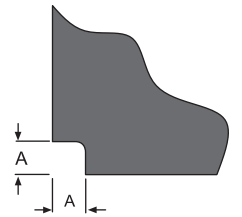
For preassembled 45° supports in 6", 12" and 24" lengths see page 159.

For custom 45° support brackets and other types of brackets, a miter saw cut and counterbore machining service is required.

NOTCH PANEL FOR EXTRUSION CLEARANCE

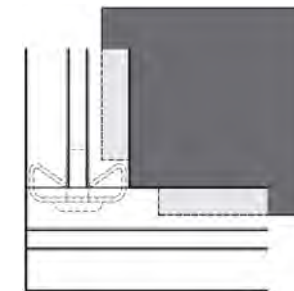


Panel notching gives clearance for perpendicularly mounted extrusions. This machining service is only needed when panels are installed in T-SLOTS.

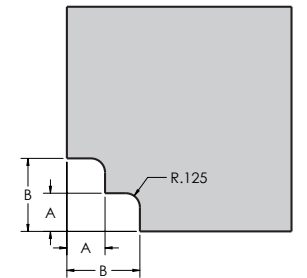


ITEM #	SERIES	TYPE	A
660098	10	Corner Notch	.312"
660099	15/40	Corner Notch	.440"

NOTCH PANEL FOR END FASTENER CLEARANCE



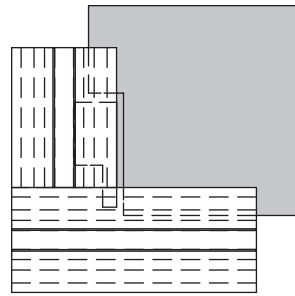
Panel notching gives clearance for end fastener. This machining service is only needed when panels are installed in T-SLOTS.



ITEM #	SERIES	TYPE	A	B
660096	10	Corner Notch	.250"	.650"
660097	15/40	Corner Notch	.340"	.650"

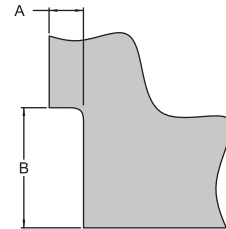
Machining Services

NOTCH PANEL FOR ANCHOR FASTENER CLEARANCE



Panel notching gives clearance for anchor fastener. This machining service is only needed when panels are installed in TSLOTS.

Panel should be installed after the anchor fastener is tightened.



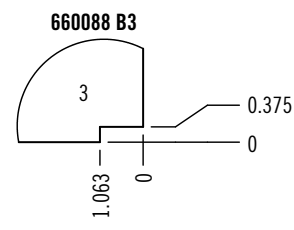
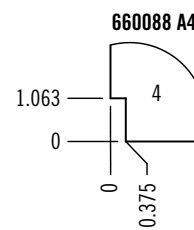
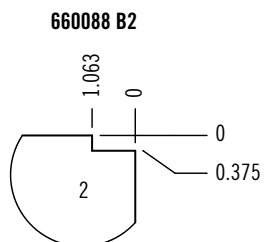
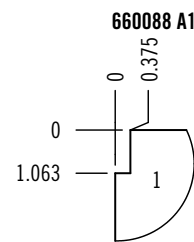
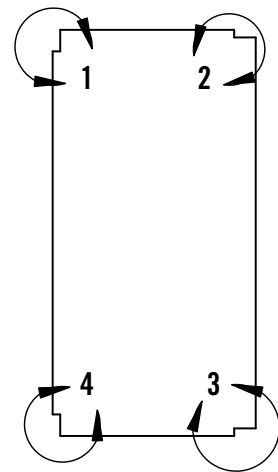
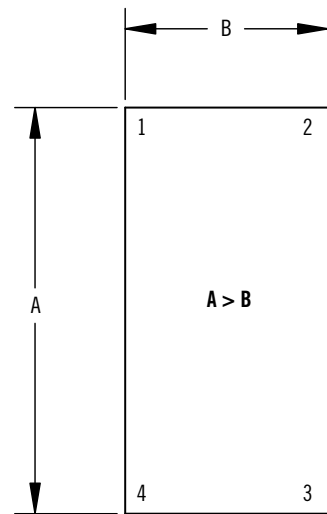
ITEM #	SERIES	TYPE	A	B
660088	10	Corner Notch	.375"	1.063"
660089	15/40	Corner Notch	.500"	1.750"

EXAMPLE:

ITEM# QTY MACHINING SERV
655433 4 660088 A1, 660088 B2, 660088 A4, 660088 B3

NOTE THAT SIDE A IS ALWAYS LONGER THAN SIDE B, AND THE LETTER LISTED IN THE SERVICE INDICATES WHICH DIRECTION THE LONGER NOTCH IS ORIENTED.

CORNER #1 IS ORIENTED BY PLACING THE PANEL AS SHOWN IN THE STD. PANEL EXAMPLE. ALL OTHER CORNERS ARE BASED OFF THIS CORNER BY NUMBERING THE PANEL CLOCKWISE



Index

ITEM	PAGE				ITEM	PAGE							
301901	202,415	650082	43	651038	103	651120	109	651257	108	651332	281,366	651469	100
599900	202,415	650083	49	651044	103	651121	109	651258	107	651333	280,365	651471	100
650000		650084	51	651045	103	651122	99	651259	106	651334	281,366	651472	100
650000	16	650100	16	651048	106	651123	99	651260	108	651335	280,365	651474	111
650001	25	650102	23	651049	108	651124	99	651261	101	651336	98	651475	98
650002	23	650103	26	651050	108	651125	99	651262	108	651337	281,366	651477	98
650003	26	650105	31	651051	106	651126	99	651265	107	651338	281,366	651482	109
650004	28	650106	33	651052	108	651127	110	651266	107	651340	280,365	651483	109
650005	31	650108	42	651053	106	651128	110	651267	109	651341	280,365	651485	109
650006	33	650109	44	651054	101	651129	110	651268	109	651342	281,366	651486	109
650007	29	650112	48	651055	106	651130	110	651274	107	651343	280,365	651487	109
650008	42	650113	50	651056	106	651132	110	651279	112	651344	281,366	651488	109
650009	44	650132	330	651057	108	651134	110	651280	112	651345	280,365	651489	108
650010	47	650133	331	651058	101	651135	110	651281	102	651346	281,366	651490	107
650012	48	650137	339	651059	108	651136	110	651284	106	651347	280,365	651495	103,365
650013	50	650139	341	651060	108	651137	104	651287	97	651350	281,366	651500	102
650014	37	650148	34	651061	109	651138	104	651286	108	651351	280,365	651501	103
650015	38	650170	17	651062	109	651139	104	651288	97	651352	284,368	651502	365
650016	39	650232	330	651063	101	651140	104	651289	104,364	651353	284,368	651506	365
650017	40	650248	34	651064	109	651141	110	651290	104	651354	281,366	651507	366
650018	35	651002	110	651066	101	651142	110	651291	104	651366	97,361	651508	366
650019	30	651003	111	651072	98	651143	110	651292	104	651367	97	651512	366
650020	46	651004	111	651073	98	651144	110	651293	108	651371	99,362	651515	282,367
650032	330	651005	111	651074	98	651145	102	651294	97	651372	99,362	651516	282,367
650033	331	651006	106	651075	98	651146	102	651295	108	651386	97	651517	282,367
650034	334	651007	106	651076	98	651147	102,364	651296	106	651387	284,368	651518	282,367
650036	338	651008	106	651077	112	651148	102	651297	108	651388	284,368	651521	365
650037	339	651009	108	651078	112	651149	102	651298	106	651393	98	651522	391
650038	340	651010	108	651079	112	651150	107	651299	108	651395	98	651523	391
650039	341	651011	106	651080	112	651151	107	651300	106	651398	98	651524	391
650040	22	651012	106	651081	112	651152	107	651301	108	651400	98	651525	391
650041	41	651013	108	651082	112	651153	101	651302	106	651402	99	651526	391
650042	52	651014	112	651083	112	651154	101,363	651303	108	651403	99	651527	392
650047	45	651015	106	651084	135	651155	107	651304	106	651406	97	651528	392
650048	34	651016	112	651090	135	651156	107	651305	108	651418	104,364	651529	392
650051	336	651017	108	651095	97	651157	99	651306	106	651421	99,362	651530	392
650052	335	651018	108	651096	97	651158	99	651308	98	651422	104	651531	393
650054	332	651019	106	651097	97	651159	104	651310	112	651424	102,364	651532	393
650055	333	651020	106	651098	97	651160	104,364	651316	97	651425	99,362	651533	**393
650056	337	651021	106	651099	97	651161	104	651318	99	651427	98	651534	393
650060	18	651022	108	651100	97	651162	104	651321	97	651428	104	651535	393
650061	19	651023	106	651101	99	651163	97	651322	97	651429	104	651537	366
650062	20	651024	108	651102	99	651164	110	651323	99	651435	99	651540	111
650063	21	651025	106	651103	99	651166	110	651324	99	651445	278,361	651542	281,366
650064	342	651026	110	651104	98	651169	110	651325	99	651461	361	651545	111
650070	17	651027	108	651105	97	651170	102	651326	99	651462	106	651546	281,366
650071	24	651028	108	651106	98	651171	107	651327	104	651463	106	651549	282,367
650072	27	651029	108	651107	101	651172	107	651328	104	651465	97	651550	284,368
650080	32	651030	108	651108	109	651173	102	651329	104	651466	111	651553	281,366
650081	36	651031	108	651109	109	651174	102	651330	104	651467	100	651560	97
		651036	103	651119	109	651175	109	651331	97	651468	100	651562	281,366

Index


ITEM	PAGE				ITEM	PAGE							
655298	197	655360	159	655457	189,321,405	655761	201,412	657149	219	659047	209	660033	438
655299	197	655361	159	655458	147	655762	137,387	657150	217	659049	209	660034	438
655300	141	655362	159	655459	147	655764	142	657151	217	659050	209	660035	438
655301	141	655363	159	655460	147	655766	153,397	657152	218	659051	209	660036	438
655302	141	655364	159	655461	147	655767	374	657153	218	659052	209	660037	438
655303	138	655365	159	655462	147	655768	122,372	657154	219	659054	387	660038	448
655304	139	655366	159	655463	147	655770	123	657155	219	659055	387	660039	448
655307	140	655367	159	655464	147	655771	123	657156	219	659057	387	660040	438
655308	140	655368	159	655465	147	655772	123	657157	217	659059	353	660041	448
655312	199,325,414	655369	159	655471	130,380	655773	123	657158	218	659060	349	660042	448
655316	189,321,405	655370	159	655472	227	655774	123	657169	130,381	659062	156	660043	448
655317	189,321,405	655371	159	655473	228	655775	373	658017	111	659432	148	660044	448
655318	189,321,405	655372	159	655474	227	655776	373	658136	81	659433	150	660046	448
655319	189,321,405,195	655373	159	655475	228	655779	393	658213	81	659669	285	660047	448
655323	198	655374	159	655476	227	655782	151	658588	109	659730	285	660049	448
655324	197	655375	159	655477	228	655783	392	658589	108	659893	285	660050	448
655325	195	655380	159	655478	228	655784	152	658590	108			660053	448
655326	198	655381	159	655479	227	655786	393	658591	108	660000		660054	448
655327	197	655382	159	655480	228	655789	151	658592	281,366	660000	437	660055	448
655328	193	655383	159	655481	228	655790	392	658829	81	660001	437	660056	448
655329	193	655384	159	655520	136	655792	152	659006	425	660002	437	660058	448
655330	134,384	655424	186,318,402	655521	136	655794	393	659007	425	660003	437	660060	447
655331	134,384	655425	186,318,402	655522	136	655798	392	659008	425	660004	437	660061	447
655332	134,384	655426	186,318,402	655523	136,388	655801	152	659009	425	660005	437	660062	447
655333	134,384	655427	186,318,402	655524	136,388	655802	393	659010	425	660006	437	660063	447
655334	134,384	655428	186,318,402	655525	136,388	655804	152	659011	425	660007	437	660066	445
655335	134,384	655429	186,318,402	655526	136,388	655806	393	659012	206	660008	437	660088	450
655336	134,384	655430	186,318,402	655527	136,388	655808	151	659013	206	660009	438	660089	450
655337	134,384	655431	186,318,402	655528	136,388	655812	152	659014	206	660010	438	660091	444
655338	134,384	655432	186,318,402	655562	126,377	655814	393	659015	206	660011	438	660092	220
655339	134,384	655433	186,318,402	655634	152	655815	105	659016	206	660012	438	660093	220
655340	134,384	655434	186,318,402	655639	200	655827	201,412	659017	206	660013	437	660096	449
655341	134,384	655435	186,318,402	655640	201	655857	189,321,405	659018	206	660014	438	660097	449
655342	134	655436	187,319,403	655651	394	657000	419	659019	208	660015	438	660098	449
655343	194	655437	187,319,403	655657	394	657001	420	659020	206	660016	438	660099	449
655344	194	655438	188,320,404	655658	154	657002	419	659021	210	660017	438	660105	440
655345	194	655439	188,320,404	655659	155	657004	419	659022	210	660018	438	660106	440
655346	194	655440	188,320,404	655660	154	657005	419	659023	207	660019	438	660107	440
655347	196	655441	188,320,404	655662	154	657008	420	659024	207	660020	442	660108	440
655348	198	655442	188,320,404	655663	155	657010	420	659025	207	660021	442	660109	440
655349	196	655443	188,320,404	655664	155	657011	421	659026	207	660022	442	660110	440
655350	198	655444	188,320,404	655665	155	657012	421	659027	207	660023	442	660111	440
655351	196	655445	188,320,404	655679	123	657014	418	659028	207	660024	438	660121	438
655352	198	655446	188,320,404	655680	123,373	657015	418	659029	207	660025	438	660129	437
655353	196	655447	188,320,404	655681	191,407	657022	419	659030	208	660026	438	660139	443
655354	198	655448	186,318,402	655690	187,319,403	657023	419	659031	210	660027	438	660146	395
655355	159	655449	186,318,402	655691	187,319,403	657024	419	659033	210	660028	440	660159	440
655356	159	655450	188,320,404	655695	187,319,403	657025	419	659035	210	660029	440	660168	443
655357	159	655451	188,320,404	655714	148	657030	418	659044	209	660030	438	660182	438
655358	159	655452	188,320,404	655715	150	657031	419	659045	209	660031	438	660183	438
655359	159	655454	188,320,404	655760	201,412	657032	419	659046	209	660032	438	660184	438

Index

ITEM	PAGE				ITEM	PAGE									
660185	440	662061	424	662114	429	664059	353	699735	120	670502	437	671044	200,326,414	671111	314
660186	440	662062	424	662115	429	664066	412	699736	120	670503	437	671046	192,324,408	671112	286
660187	440	662063	424	662116	429	664067	396	699737	120	670504	437	671047	192,324,408	671113	283
662001	101,363	662064	424	662117	429	664068	396	699738	120	670505	437	671048	324	671114	283
662002	101,363	662065	424	662120	424	664069	411	699739	120	670506	437	671049	324	671115	283
662005	105	662066	424	662121	424	664077	354	699740	421	670507	437	671050	393	671126	302
662008	426	662067	424	662130	425	664079	355	699766	131,381	670508	437	671052	277	671128	302
662009	426	662068	424	662131	424	664080	357	699768	131,381	670509	438	671053	277	671130	302
662010	426	662069	424	662132	430	664082	410	699769	131,81	670510	438	671054	277	671132	302
662011	426	662070	424	662133	430	664084	160	699932	281,366	670511	438	671055	277	671144	302
662012	426	662071	424	662134	427	664085	160	699933	281,366	670512	438	671056	277	671146	302
662013	426	662072	424	662135	427	664086	160	699936	280,365	670513	438	671057	277	671148	302
662014	426	662073	424	662136	427	664087	160	699937	296	670514	438	671058	277	671150	302
662015	426	662075	105	662137	427	664088	310,398	699938	296	670515	438	671059	277	671152	302
662016	426	662076	424	662138	427	664089	313,399			670516	438	671060	277	671196	302
662017	426	662077	424	662139	427	664110	375			670517	440	671061	277	671198	302
662018	426	662078	426	662140	427	664111	100,363			670518	440	671062	277	671200	302
662019	426	662079	426	662141	427	664112	100,363			670519	440,446	671063	277	671202	302
662020	426	662080	428	662142	424	664113	100,363			670520	440,446	671064	276	671204	302
662021	426	662081	428	662143	424	664114	100			670521	440,446	671065	276	671206	268
662022	426	662082	428	662146	424	664115	100			671000	303	671066	276	671207	268
662023	426	662083	428	662147	424	664116	100			671001	303	671067	276	671208	308
662024	426	662084	424	662148	426	664204	410			671002	303	671068	276	671209	308
662025	426	662085	424	662154	424	664205	411			671003	303	671069	276	671210	264
662026	426	662086	430	664000	351	664206	412			671004	303	671070	276	671211	264
662027	426	662087	430	664001	348					671006	303	671071	276	671212	264
662028	426	662088	430	664002	350	680000				671007	303	671072	126,294	671213	264
662029	426	662089	430	664003	346	680465	150			671008	303	671073	126,294	671214	264
662034	424	662090	430	664004	348	680466	148			671009	303	671074	126,294	671217	264
662035	424	662091	430	664005	346	680597	284,368			671013	303	671075	296	671218	264
662036	424	662092	429	664006	347	681443	92			671015	294	671076	301	671219	264
662037	424	662093	429	664007	347	681813	284,368			671016	294	671077	301	671220	265
662040	424	662094	430	664016	397	681916	148,391			671017	293	671078	133,304,383	671222	265
662041	424	662095	430	664027	350	681917	148,391			671018	136,304,385	671079	133,304,383	671223	265
662042	424	662096	430	664029	354	682660	281,366			671019	303	671086	296	671224	266
662043	424	662097	430	664031	395	682825	355			671020	303	671089	143,298,386	671225	266
662044	424	662098	429	664032	349	682882	188,320,404			671021	325	671090	298	671227	266
662045	424	662099	429	664039	409	682883	186,318,402			671022	325	671091	298	671228	266
662046	424	662100	430	664041	352	682884	186,318,402			671023	326	671092	298	671229	266
662047	424	662101	430	664043	395	682924	383			671024	326	671095	307	671230	267
662048	424	662102	430	664044	395	682961	282,367			671025	304	671096	307	671231	267
662049	424	662103	430	664045	395	682994	285			671027	299	671099	307	671232	267
662050	424	662104	427	664046	395	683038	302			671028	299	671100	307	671233	301
662051	424	662105	427	664047	395					671029	299	671101	308	671234	300
662052	424	662106	427	664048	395	690000				671030	299	671102	310	671235	300
662053	424	662107	427	664049	353	699726	120			671031	295	671103	311,398	671236	324
662054	424	662108	428	664050	352	699727	120			671032	295	671105	312	671237	324
662055	424	662109	428	664051	356	699730	120			671033	296	671106	311	671238	324
662056	424	662110	428	664053	356	699731	120			671041	297	671107	312	671240	324
662057	424	662111	420	664054	357	699732	120			671042	143,385	671108	313,399	671241	324
662060	424	662112	424	664057	351	699733	120			671043	200,326,414	671110	314	671242	324

Notes

ITEM	PAGE		
671247	342	671348	278
671248	292	671349	278
671249	292	671350	278
671250	291	671351	278
671251	292	671352	279
671252	292	671354	279
671253	291	671356	279
671254	292	671358	279
671255	292	671360	279
671256	291	671362	279
671257	292	671363	279
671258	292	671364	279
671259	291	671365	279
671260	292	671366	279
671261	292	671367	279
671274	291	671368	279
671275	292	671369	279
671276	292	671370	279
671277	291	671371	279
671278	292	671372	279
671279	292	671373	279
671280	291	671374	279
671281	292	671375	279
671282	292	671376	279
671289	291	671377	279
671307	277	671378	279
671308	277	671379	279
671309	277	671380	279
671310	277	671381	279
671315	276	671384	290
671317	276	671386	209
671319	276	671390	290
671324	276	671392	290
671325	276	671396	290
671326	276	671398	290
671327	276	671408	290
671332	278	671410	290
671334	278	671418	290
671335	278	671425	290
671336	278	671461	290
671337	278	671475	290
671338	278	671479	290
671339	278	671493	290
671340	278	671495	290
671341	278	671499	290
671342	278	671596	291
671343	278	671597	291
671344	278	671598	291
671345	278	671599	291
671346	278	671600	286
671347	278	671602	286
		671605	286
		671606	287
		671607	287
		671608	299
		671609	299
		671610	284
		671612	303
		671613	303
		671614	303
		671615	303
		671635	264
		671639	297
		671640	265,305
		671643	306
		671644	306
		671645	306
		671647	306
		671653	142,305
		671654	142,305,386
		671655	305
		671680	385
		671682	284
		671688	269
		671689	269
		671690	268
		671691	268
		671692	269
		671693	269
		671694	270
		671695	270
		671696	270
		671697	270
		671700	271
		671701	271
		671704	309
		671705	309
		671706	271
		671707	271
		671708	272
		671709	272
		671710	272
		671711	272
		671712	273
		671713	273
		671714	323
		671715	323
		671716	309
		671717	309





PO BOX 160350
BLDG H-11 Freeport Center
Clearfield, UT 84016-0350

801.773.6282
800.824.2049 TOLL FREE
800.722.3226 TOLL FREE FAX

www.tslots.com